


P1 Information Session

KIRKHILL PRIMARY SCHOOL
NOVEMBER 2019

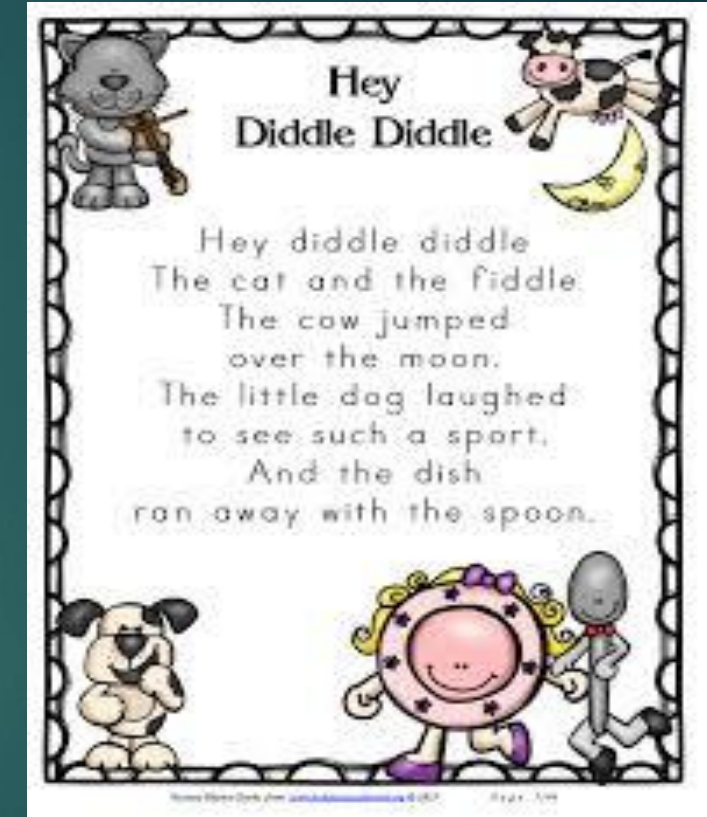


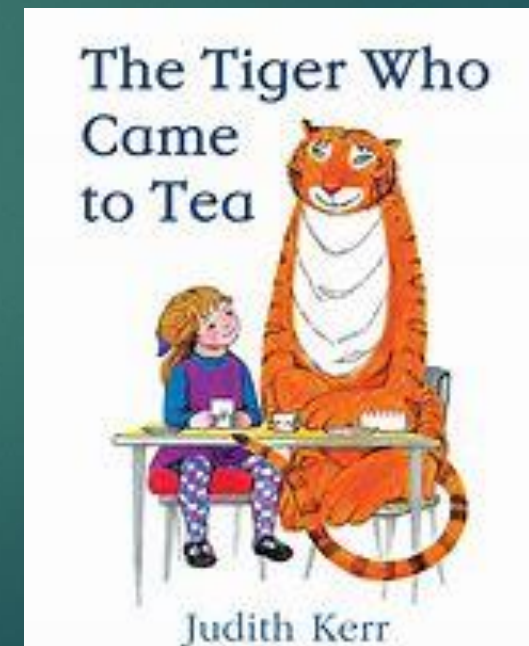



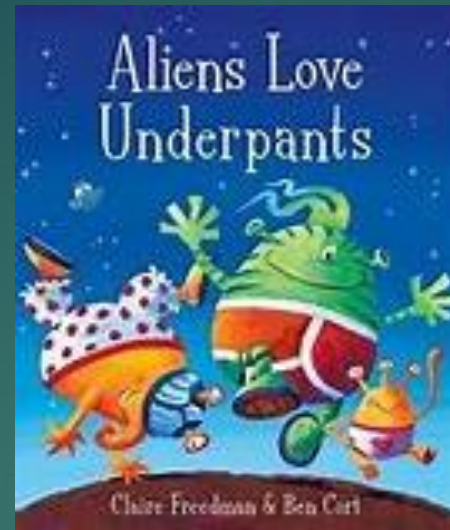

Preparing Children to Read



What do Children learn from rhyme ?

- To be good listeners.
- To concentrate.
- To be able to discriminate between similar sounds.
- To hear the rhythm of language.
- To begin to blend sounds.
- To recite and chant stories, rhymes and songs.
- To be able to identify words which rhyme and those that don't.
- To hear and keep a beat.
- To make up their own rhyming strings e.g. tin/bin/thin/chin.
- To experiment and invent their own rhymes-sometimes with silly words e.g. drin,plin,min...





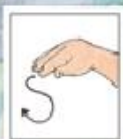
Vocabulary and
word recognition

Pattern and
Rhyme

Fluency

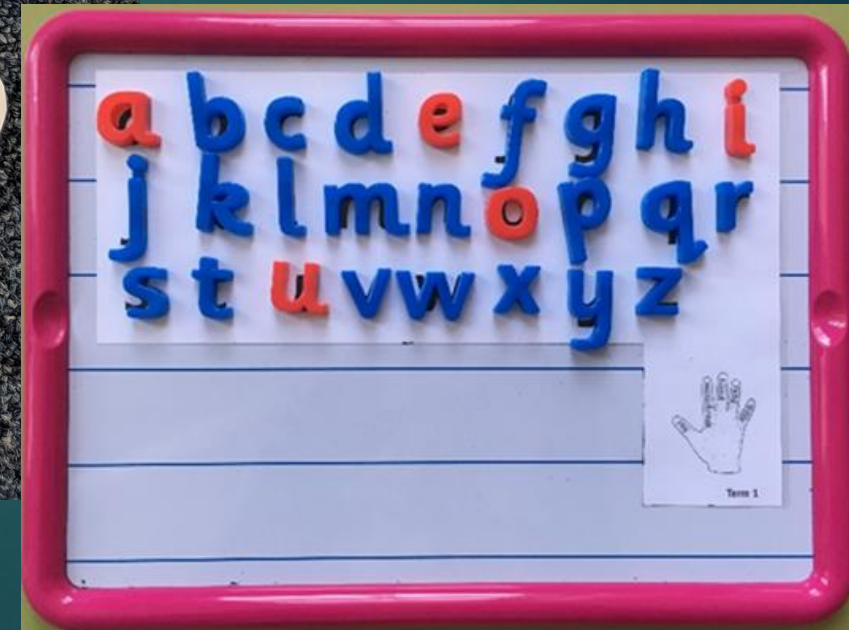




S s





Action: Weave your hand in an s shape, like a snake, and say ssssss.












Reading Readiness



Big Cats



Big Cats

- Banded to provide a wide variety of choice
- High quality texts to promote classroom learning
- Fiction, Non-fiction, poetry, biography
- Vocabulary
- Familiar books for homework

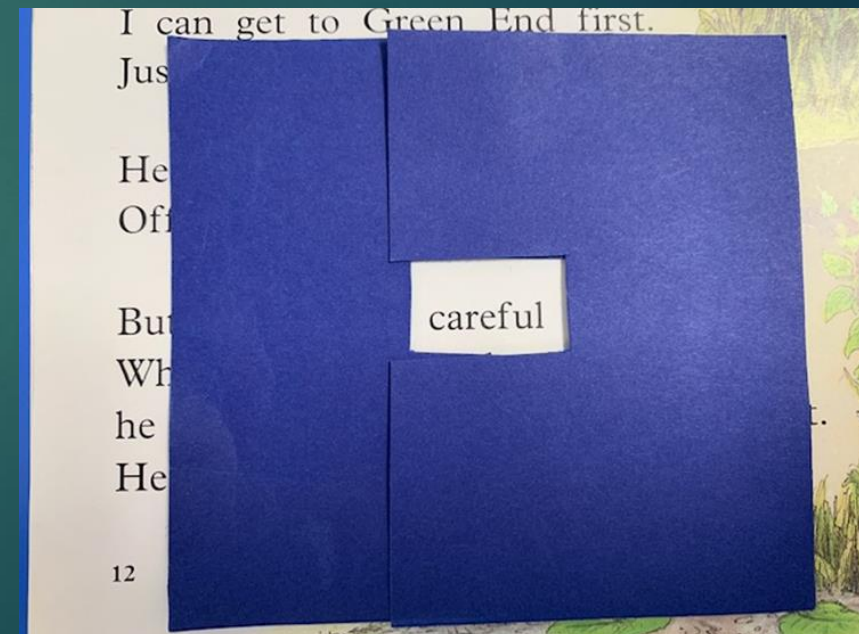
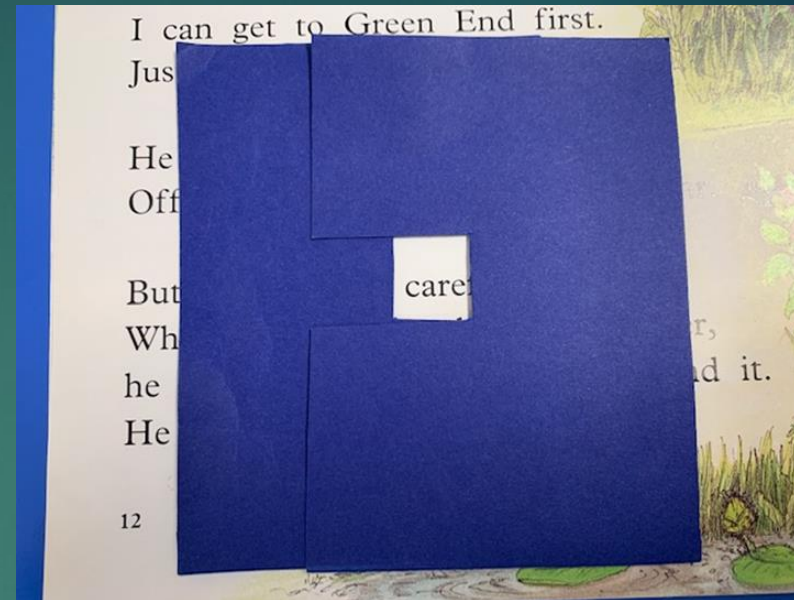





Guided Reading Lessons



Masking Cards



Reading Strategies

Sharp Eye

Look at
the pictures.



Hop, Skip and Jump

Read to the end
and come back.



Mouse the Mouth

Say the
first sound.



Try on the Fly!

Try a word that
makes sense.



Sound Talk It

Say each sound.



Slide the Snake

Blend the
sounds together.



Chunky Monkey

Look for chunks.




Tommy Tracker

Point to each
word as you read.



Don't Forget

Use your memory.
Where have you seen the word before?



Flippy Dolphin

Flip the vowel
from short to long.





At home...

Routine

Relaxed time

Fun

Continue to encourage and praise to help develop confidence.

Use the reading strategies to support your child's reading.

Ask questions when reading.

Play games that are sent home to reinforce reading words.

What can you do at home?



- Smooth out 'robot reading'
- Read the homework book a few times to reinforce fluency – read to a different audience!
- Look at the text and talk about punctuation, tricky words, high frequency words, practise reading strategies, rhyme, syllables, phonic blends
- Try not to jump in and correct too quickly
- Read all around – signs, packets, adverts, comics, leaflets

Bookbug P1 Family Bag









At home...


On blogs -

<https://www.parentclub.scot/articles/p1-bookbug-bag>



P1 Bookbug bag

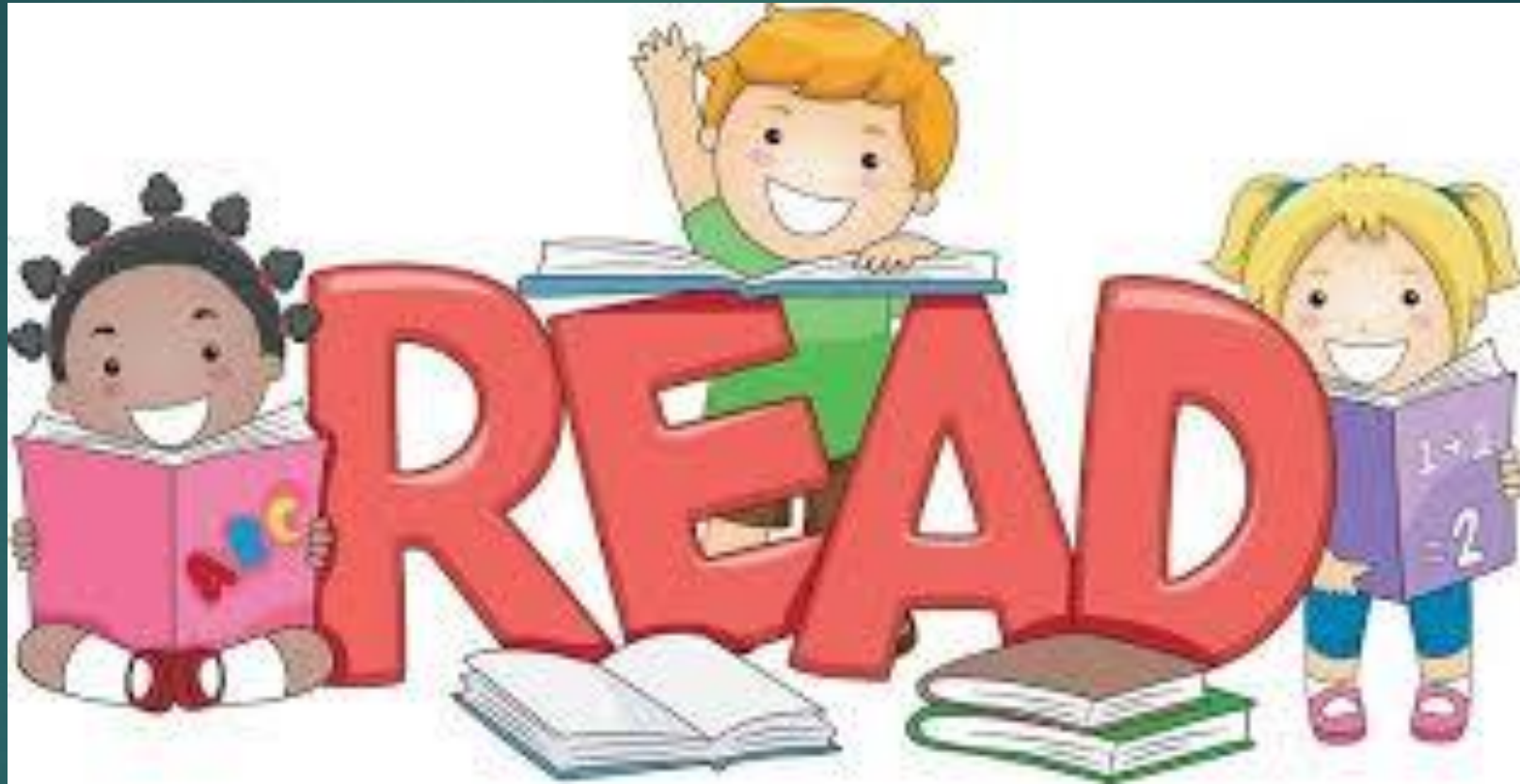
 [Go back](#)



The Primary 1 Bookbug bag is packed full of exciting items for you and your child to have fun playing with together. It's also a great resource to turn homework into little games you can play together during the day. Take a peek inside, and you will find:

- A whiteboard and whiteboard pen
- Letter and number magnets
- Colouring pencils
- An activities notebook
- Sophie Johnson: Unicorn Expert by Morgan Hood and illustrated by Ella Okstad
- The Prince and the Witch and the Thief and the Bears by Alastair Chisholm and illustrated by Jez Tuyu.
- The Station Mouse by Meg McLaren

East Renfrewshire Library





Thank you for your time!

Please tweet us photos of you and your child
using these bags #bwskps