









Winter Scavenger Hunt

Wrap up warmly and go out for a walk to see if you can find the items in the list below. You may want to take a bag to collect them in or some string to tie them to make a Journey Stick like the one shown here.  Alternatively you could just tick off the list and leave them in nature.



Why not take some photos during your nature walk and Tweet them to us @HazeldeneFamC?

orange leaf		
feather		
lichen		
oval pebble		
fir cone		
beech nut		
Y shaped twig		

Talk together about the items your child has found. What other words can your child think of to describe the items? (e.g. a crunchy leaf/a bumpy twig/a fluffy feather)

Set your child some additional challenges.

- Who can find the biggest leaf?
- Can they find leaves from 3 different types of trees?
- Can they find a square shaped stone?
- Can they make a picture on the ground with some of the items they have found?



What are the children learning?

*I can collect objects and ask questions to gather information, organising and displaying my findings in different ways. **MNU 0-20a***

*I enjoy investigating objects and shapes and can sort, describe and be creative with them. **MTH 0-16a***

*I am developing a sense of size and amount by observing, exploring, using and communicating with others about things in the world around me. **MNU 0-01a***

*As I listen and take part in conversations and discussions, I discover new words and phrases which I use to help me express my ideas, thoughts and feelings. **LIT 0-10a***

*I explore and discover the interesting features of my local environment to develop an awareness of the world around me. **SOC 0-07a***

*I explore and appreciate the wonder of nature within different environments. **SOC 0-08a***

*I have observed living things in the environment over time and am becoming aware of how they depend on each other. **SCN 0-01a***

