



Giffnock Primary School

Spelling Homework Guidance

Primary 4

Dear Parent/ Carer,

Over the course of the school week your child will be taught new spelling rule(s) and sounds. Each Monday new words following the same spelling rule(s) that the children have been learning about in class will be sent home. Approximately five words following the rule and two/ three common words will be written down in a spelling homework jotter.

During the school session, your child will be introduced to a variety of common words which help children with their reading and written work. These words do not follow rules/ sound patterns and so have to be learnt separately as whole words. We will also revisit Primary 3 Common Words to consolidate learning of these.

Over the page, you will find a range of activities, games and websites through which you can practise the spelling of these words. Please focus on having fun with the spelling rule/ pattern. You can choose one or more of these to practise with and remember that little and often is the best way to learn; this might be on the walk to school, in the car, or even when out walking your dog! Whenever works best for you.

Common Words




Silver Words (P3)

over, new, sound, take, only, little, work, know, place, years, live, me, back, give, most, very, after, things, our, just, name, good, sentence, man, think, say, great, where, help, through, much, before, line, night, too, means, old, any, same, tell, boy, follow, came, want, show, also, around, form, small, set, put, end, does, another, well, large, must, big, even, such, because, turn, here, why, ask, went, men, read, need, land, different, home, move, us, try, kind, hand, picture, again, change, off, play, spell, air, away, animal, house, point, page, letter, mother, answer, found, still, learn, should, Scotland, world.

Gold Words (P4)

high, every, near, between, own, below, country, school, father, never, start, city, earth, eyes, light, thought, head, under, story, saw, left, don't, few, while, along, might, close, something, next, open, example, begin, life, always, those, both, paper, together, group, often, important, until, children, side, mile, night, walk, white, began, grow, took, river, carry, state, once, hear, without, second, later, miss, idea, enough, eat, face, watch, real, almost, above, girl, sometimes, mountains, young, talk, list, song, being, leave, family.

Activities and Games

<p>Noughts and crosses This is a very simple activity where children can work with family members and make up lists from their words and ask their family member to spell one of the words. If the word is spelt correctly, the appropriate mark is placed on a noughts and crosses grid. If wrong, no mark is written but their mistake explained and the correct spelling shown. A 10-15 minute time limit is probably long enough to play several games.</p>	<p>Silly writing At home read out the word and choose how to write it out for each other. It could be....as big as you can, as small as you can, as wiggly as you can, as wide as you can, as dotted as you can...</p> 
<p>Dictionary Challenge Ask your child to find as many words in the dictionary that follow a specific spelling pattern/ rule. Challenge another family member to find as many words as possible in a set time – the most words wins.</p> 	<p>Battleships Make a grid with your child and choose your words from the common word list to use. Plot your words on the axes using co-ordinates and then choose co-ordinates to see if you can find your partners hidden words.</p>
<p>Make new words Think of new words which follow the sound and rule. This could be while you are having your tea or on the way to your club. You can have fun trying to extend words by adding ing, ed, or tion where appropriate</p>	<p>Hunt the words Look for other words with the same rule and find out their meaning using a dictionary. Can you find them in magazines, comic books or newspapers? You can even see if you can make up silly sentences using them (this can be recorded in the homework jotter or orally).</p>
<p>Mnemonics Make up mnemonics and explain why they are used e.g. <u>b</u>ig <u>e</u>lephants <u>c</u>an <u>a</u>lways <u>u</u>nderstand <u>s</u>mall <u>e</u>lephants → <u>b</u>ecause</p> 	<p>Wordsearch or Crossword Using squared paper, help your child <u>make</u> a wordsearch or crossword with their spelling words then give to another member of the family to try and solve it.</p>

Suggested Websites & Apps

www.northwood.org.uk/special/english/

<http://www.topmarks.co.uk>

<http://www.crickweb.co.uk/Key-Stage-1.html>

Jumbled Sentences (App)

Bluster (App)

Teach Me (App)