



Giffnock Primary School

Spelling Homework Guidance

Primary 3

Dear Parent/ Carer,

Over the course of the school week your child will be taught new spelling rule(s) and sounds. Each Monday new words following the same spelling rule(s) that the children have been learning about in class will be sent home. Approximately five words following the rule and two/ three common words will be written down in a spelling homework jotter.

During the school session, your child will be introduced to a variety of common words which help children with their reading and written work. These words do not follow rules/ sound patterns and so have to be learnt separately as whole words. We will also revisit Primary 2 Common Words to consolidate learning of these.

Over the page, you will find a range of activities, games and websites through which you can practise the spelling of these words. Please focus on having fun with the spelling rule/ pattern. You can choose one or more of these to practise with and remember that little and often is the best way to learn; this might be on the walk to school, in the car, or even when out walking your dog! Whenever works best for you.

Common Words





Copper Words (P2)

will, said, there, use, each, which, their, up, what, about, out, many, then, them, these, so, some, her, would, make, like, him, into, time, has, look, more, write, go, see, number, no, way, could, people, my, than, first, water, been, call, who, now, down, find, long, day, did, get, come, made, part, over, may.

Silver Words (P3)

over, new, sound, take, only, little, work, know, place, years, live, me, back, give, most, very, after, things, our, just, name, good, sentence, man, think, say, great, where, help, through, much, before, line, night, too, means, old, any, same, tell, boy, follow, came, want, show, also, around, form, small, set, put, end, does, another, well, large, must, big, even, such, because, turn, here, why, ask, went, men, read, need, land, different, home, move, us, try, kind, hand, picture, again, change, off, play, spell, air, away, animal, house, point, page, letter, mother, answer, found, still, learn, should, Scotland, world.

Activities and Games

<p>Sound / Letter Pattern / Spelling Pattern Spotter</p> <p>Child uses a highlighter to identify the new sound, letter pattern, spelling rule etc. A variety of texts could be used for this activity, e.g. newspaper, reading book, menu, recipe, instructions or comic book. Child writes the sound / letter pattern and word, e.g. sh – ship, ai – train.</p> 	<p>Washing line words</p> <p>Write the letters out on paper and clip onto a washing line, add and take away letters - what ones are missing? Or make in the house and hang up - challenge a member of the family</p> 
<p>Snap</p> <p>Write your words on card/ scrap paper, make bundles of pairs together and play snap. Teach someone else in the family the game too.</p> 	<p>Noughts and crosses</p> <p>Your child uses their word list and asks a family member to spell one of the words. If the word is spelt correctly, the appropriate mark is placed on a noughts and crosses grid. If wrong, no mark is written but their mistake explained and the correct spelling shown. A 10-15 minute time limit is probably long enough to play several games.</p>
<p>A good way to help your child recognise the rule is to talk about it and look for words which also apply to this. We call this Hunt the sound. Where else can you find this rule or these words? In the car spot what you can see/ hear in the environment which may have that sound? At home in the kitchen? You might even hear the sound in words on the radio.</p>	<p>Make new words which follow the sound and rule? This could be while you are having your tea or on the way to your club.</p> 
<p>Magic Finger</p> <p>Can you write the word with your finger in the air? On your family member's back for them to guess?</p>	<p>Spell out Loud</p> <p>Can you test someone in the family to spell the word out loud to you? How many can you spell correctly in one minute?</p>
<p>Words are spoken so try to write a Tongue Twister, using a dictionary to check you know the meaning of the words that you use. You can also have fun exploring the sound and words associated, or that sound the same, like in a rhyme or limerick.</p>	<p>Playing games like hangman and battleships, using magnetic letters to help make the words, are all ways to have fun with learning but also to help children remember them.</p>

Suggested Websites & Apps

<http://www.crickweb.co.uk/Early-Years.html>

<http://www.storylineonline.net/>

<https://www.roythezebra.com/reading-games-high-frequency-words.html>

Phonics Genius (App)

Chalk Pad (App)

Teach Me (App)

Jumbled Sentences (App)