

**East Renfrewshire Council: Education Department
Practitioner Moderation Template**

Prior to the moderation exercise, please complete the following information and submit it to your facilitator with assessment evidence from one learner that you judge to have successfully attained the Es' and Os'.

Experiences and Outcomes:**EXA 3-04a**

Through observing and recording, I can create material that shows accuracy of representation.

EXA 3-07a

I can respond to the work of artists and designers by discussing my thoughts and feelings. I can give and accept constructive comment on my own and others' work.

EXA 3-01a1

I have used the skills I have developed in the expressive arts to contribute to a public presentation /performance.

EXA 3-01b

I have experienced the energy and excitement of being part of an audience for other people's presentations/performances.

EXA 3-02a

I have experimented with a range of media and technologies to create images and objects, using my understanding of their properties.

EXA 3-03a

I can use and combine the visual elements and concepts to convey ideas, thoughts and feelings in expressive and design work.

Learning Intentions:**PRACTICAL WORK:**

- We will develop our observational drawing skill using a variety of manmade and organic objects.
- We will experiment and develop understanding and skill using a variety of media and techniques
- We develop our understanding and skill using the visual elements to convey ideas, thoughts and feelings in expressive work
- We will develop our creativity
- We will give and accept constructive comment on my work and others work

PRESENTATION:

- We will develop our public presentation skills
- We will experience being part of an audience
- We will research/ investigate and gather information about the artist and their work.
- We will have experimented with media and technology to create a piece of work in the style of the artist.
- We will use and combine the visual elements and concepts to convey ideas,

thoughts and feelings.

- We will respond to the work of artists by discussing my thoughts and feelings
- We will give and accept constructive comment on my work and others work

Success Criteria:

PRACTICAL WORK:

- I can develop our observational drawing skill using a variety of manmade and organic objects.
- I will develop understanding and skill using a variety of media and techniques
- I will develop our understanding and skill using the visual elements
- I will develop our creativity
- I can give and accept constructive comment on my work and others work

PRESENTATION:

- I can develop a public presentation
- I have experience being part of an audience
- I can research/ investigate and gather information about the artist and their work.
- I can experiment with media and technology to create a piece of work in the style of the artist.
- I can use and combine the visual elements and concepts to convey ideas, thoughts and feelings.
- I can respond to the work of artists by discussing my thoughts and feelings

Briefly outline the context and range of quality learning experiences that have been provided making reference to the chosen design principles.

What are we going to be doing and why?

Timescale: 12 week drawing block. 3 periods per week. Pupils then rotate to a different subject and return later in the year for a second 12 week block that focuses on design.

Pupil's will build a folio of work over the first 12 week block that develop:

- Observational drawing skill investigating a variety of **organic** and **manmade** objects from direct observation.
- A variety of media and techniques will be explored to develop experimentation, curiosity and creativity.
- The visual elements will be explored to convey thoughts, feelings and ideas.
- Literacy skills through researching, creating and delivering a presentation as well as annotating and self/ peer assessment of practical work
- Decision making skills will be developed in relation to what format the presentation will take.

Record the range of assessment evidence that was gathered to meet the success criteria (Say, Write, Make, and Do) considering breadth, challenge and application.

Say: Think, pair, share

Say: Teacher feedback ongoing

Write: teacher feedback sheets

Write: Examples of annotation

Write: Examples of self/ peer assessment using 2 stars and a wish, visual voice assessment sheet showing pupil choice and evaluation

Say/Do: Examples of bench marks in relation to practical work produced

Briefly outline the oral/written feedback given to the pupil on progress and next steps, referring to the learning intention and success criteria.

Pupils received oral feedback both one to one and through class discussion and teacher demonstrations in relation to next steps.

Pupils received feedback from peers in relation to 2 stars and a wish with regards to next steps

Think, pair share used to plan out how to start a task and to explain terminology used at start/ middle or end of lessons

Visual voice evaluation sheet

Pupil's self-assess using department agreed benchmarks so that they know what level they are at.

Pupil Voice:

What have you learned? How did you learn? What skills have you developed?

Personal choice can be seen in the artist's presentation with regard to format of presentation and how they gather research.

Pupil has stated personal opinions seen within presentation and practical work

Pupil has stated what they have learned through annotation throughout and at end of drawing block using annotation booklet, back of work and visual voice sheet

Personal choice - pupils select their favourite piece of work for departments visual voice folder to celebrate success. (A folder where every pupil selects a piece of work)

Pupils work displayed throughout the school to celebrate success

Did the learner successfully attain the outcomes? YES/NO

YES: the pupil has reached level 3 Consolidating and has started working at level 3 secure for some areas such as presentation (EXA 3-03a, EXA 3-01a, EXA 3-07a) and their charcoal study produced at the end of the drawing block. The pupil will reach level 3 secure over all by the end of their second block. Progress has been made from the start of drawing block 1 and the end. Design skills will be developed during block 2.



High School

Level 3 S – S1pupil

EVIDENCE from 12 week drawing

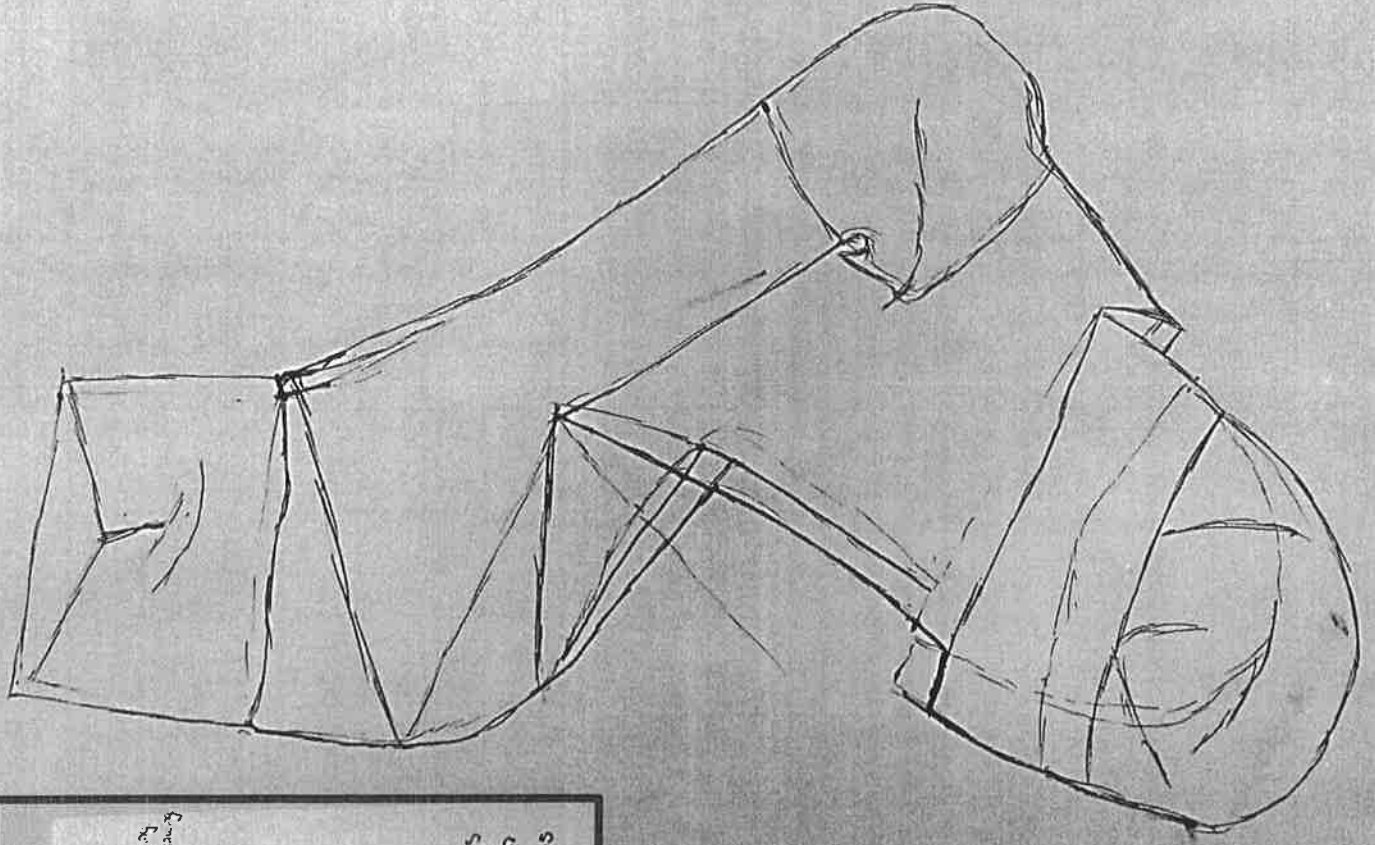
block – 3 periods per week

153
q

The media I have used to create this study is a pen. The technique I have used to create this study observation drawing and upsketches drawing. We have learnt how to draw lightly using a pen and to look carefully at what you're drawing. The visual elements I have used in this study are space and line.

PEER EVALUATION
 * You were able to use the pen lightly
 * You're added good crosses.
 * It's quite hard to see the lines.

Why do we Evaluate?
 We evaluate so that next time we can make our drawings or paintings even better. Also so that we can get feedback on our work and we can get tips on what our next steps are.



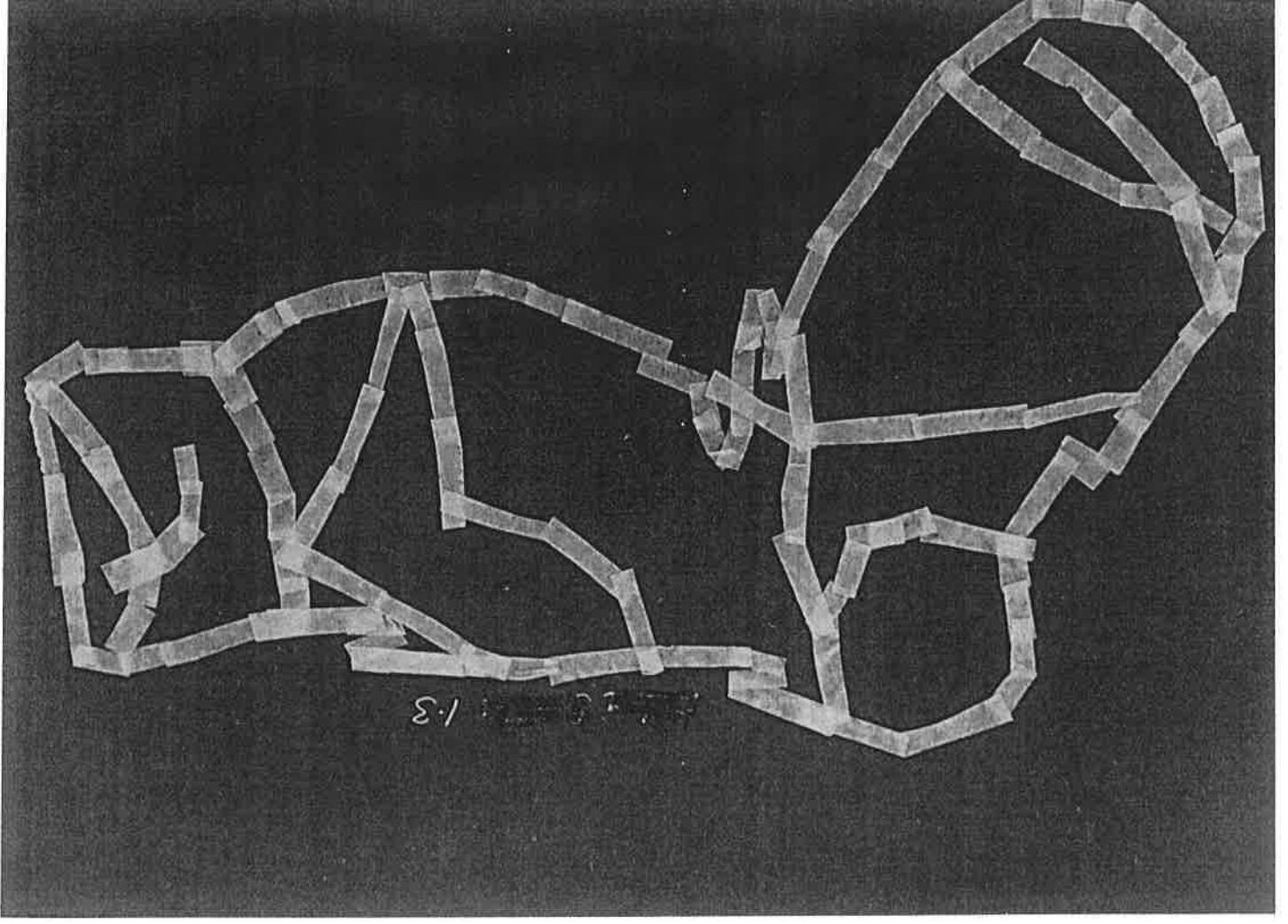
Observational drawing number 1

- Annotation on back of pupils with regards to media, techniques and visual elements used for this two colour pen observational study.
- Evaluation of work after pupils watched evaluation video clip using two stars and a wish prior to second colour study on top of first study to show progress through positive critique.
- Pupils used the technique of think, pair, share prior to writing the reasons why we evaluate

Observational drawing number 2

Masking tape observational drawing:


- Media: experimental
- Technique: observational drawing
- Visual elements: line and shape



Observational drawing number 3

Tonal water colour study:


- Media: water colour
- Technique: painting
- Visual elements: line. Pattern, shape and tone



Observational drawing number 4

Tonal observational drawing:

- Media: pencil
- Technique: tonal observational drawing
- Visual elements: line, pattern, shape and tone




Observational drawing number 5


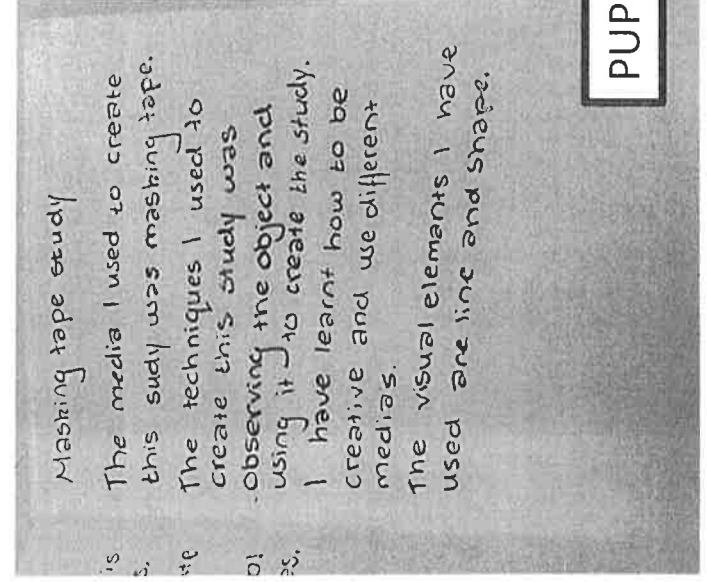
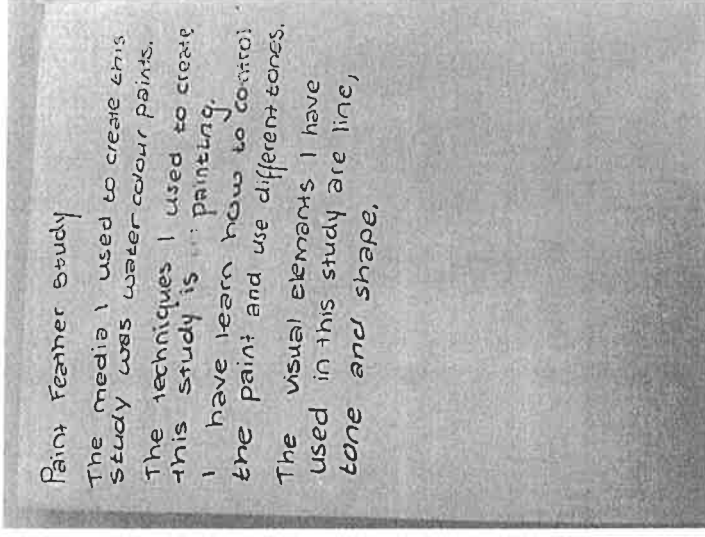

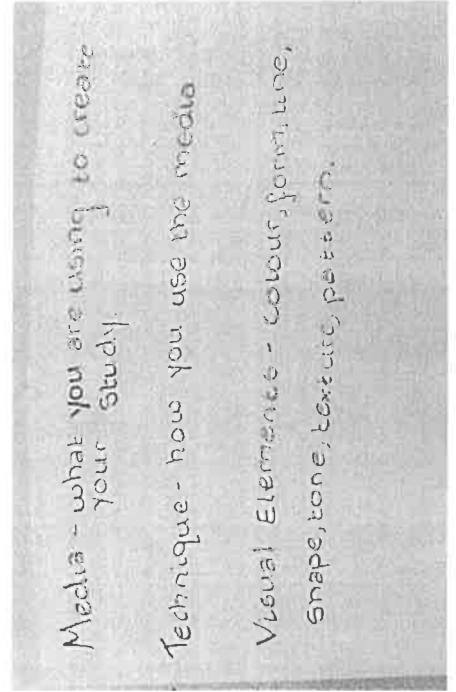
Tonal observational study:

- Media; charcoal
- Technique: using a range of charcoal mark making techniques
- Visual elements: line, shape, pattern and tone





The pupil made a book to annotate their understanding of art and design terms and to consolidate what they have learned. Teacher can assess understanding and plan next steps. This links to practical work carried out by pupil.



Assessment

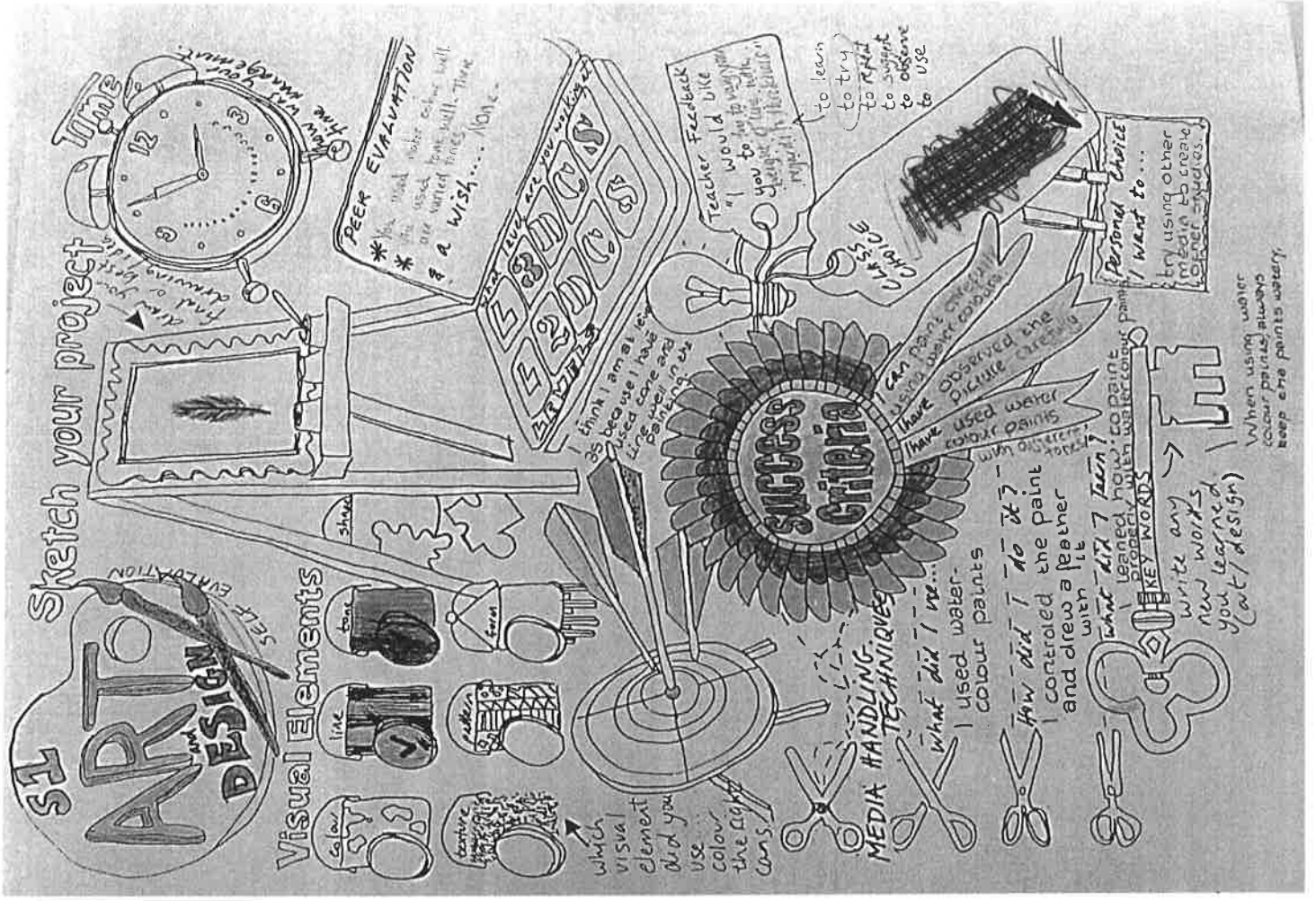
- Practical assessment in relation to Expressive Arts E's and O's and department agreed bench marks.

| PRACTICAL ASSESSMENT S1/ S2 – use with agreed benchmark examples | | Salt/ Peer/ Teacher (please circle) |
|--|--|-------------------------------------|
| S1 | Name: XXXXXXXXXX LEVEL S=3D, G=3C, EX=3S OBSERVATION & RECORDING | SALT/ PEER/ TEACHER (please circle) |
| | NEXT STEPS <i>well done! You have worked very hard. Please continue to add as much detail as possible to your work when observing the shape.</i> | SALT/ PEER/ TEACHER (please circle) |
| S | Some understanding of detail has been observed and drawn. There is a lack of detail, definition and control. | 1 2 3 |
| G | Some understanding of detail has been observed and drawn with a degree of accuracy and subtlety that defines the subject well. | ✓ |
| EX | Most of the detail of the subject has been well observed and drawn in an accurate and sensitive manner, conveying a strong impression of the form. | ✓ |
| | LINE | 1 2 3 |
| S | Line has been used in a simple manner to describe the subject matter being observed and drawn. | 1 2 3 |
| G | Line has been used in a sensitive manner that displays a good understanding of the subject matter and the drawing employs a range of lines as evidence of this. | ✓ |
| EX | Line has been used in a wide and varied manner with great observation and sensitivity of drawing that describes the subject matter with conviction. | ✓ |
| | TONE | 1 2 3 |
| S | Form has been suggested with the use of tone to define light and dark areas within the drawing. | 1 2 3 |
| G | Form has been described with the application of a range of tonal values that show a directional light source and its effect on the subject matter. | ✓ |
| EX | An accurate representation of form is clearly evident. To achieve this tone has been applied with a full and subtle range that describes accurately the impact of directional light. | ✓ |
| | SHAPE /FORM | 1 2 3 |
| S | Shape has been used in a simple manner to describe the subject matter being observed and drawn. | 1 2 3 |
| G | Shape has been used in a bold way to define and articulate clearly the subject matter being observed and drawn. | ✓ |
| EX | Shape has been used in a bold and purposeful way to articulate the subject matter being observed and drawn with a high degree of confidence, energy and intent. | ✓ |
| | TEXTURE | 1 2 3 |
| S | Texture has been observed and represented with the use of a simple range of drawn marks that describe the surface of the subject matter. | 1 2 3 |
| G | Texture has been observed and represented with a broad variety of drawn marks that describes the surface of the subject matter with sensitivity and clarity. | ✓ |
| EX | Texture has been observed, represented and interpreted in a manner that describes the tactile quality of the surface of the subject matter with variety, sensibility and conviction. | ✓ |
| | COLOUR | 1 2 3 |
| S | Simple understanding of colour has been represented using a limited range. There is little evidence of colour mixing and tonal range. | 1 2 3 |
| G | Colour has been observed and represented with a degree of accuracy that relates to the subject. Good evidence of colour mixing has been applied. Demonstrating an understanding of tonal range. | ✓ |
| EX | Colour has been observed and represented with accuracy and confidence that relates to the subject. Colour mixing has been applied with a full and subtle tonal range showing sensibility and confidence. | ✓ |
| | MEDIA & MATERIALS (DRAWING) | 1 2 3 |
| S | Simple mark making is achieved through the experimentation of the drawing media. | 1 2 3 |
| G | Controlled mark making and a degree of observed detail is achieved through the experimentation of the drawing media. | ✓ |
| EX | Delicate and confident mark making and a high degree of observed detail is achieved through the experimentation and exploration of the drawing media. | ✓ |
| | TECHNIQUES & PROCESSES | 1 2 3 |
| S | The application of the drawing technique to record the subject matter is evident in the image produced. | 1 2 3 |
| G | The application of the drawing technique to record information is evident in the image produced and communicates the observation of the subject matter. | ✓ |
| EX | Information is expressed with the application of the drawing technique which communicates good observation. Understanding and interpretation of the subject matter is clearly evident. | ✓ |
| | DESIGN | 1 2 3 |
| S | Simple understanding of the design process and evidence of simple development ideas in response to a design brief from a range of stimuli. | 1 2 3 |
| G | Evidence of the ability to work through a design process in response to a design brief and develop some imaginative and original ideas from a range of stimuli. | ✓ |
| EX | Evidence of the ability to work through a design process in response to a design brief and develop a range of creative and individual ideas with confidence and accuracy from a range of stimuli. | ✓ |

Visual voice sheet

Visual voice sheet used for:

- Consolidation of learning by pupil
- Checking for understanding by teacher
- Pupil choice with regards to piece of work selected and what they want to do next
- Assessment by pupil, peer and teacher in relation to department agreed benchmarks. Please refer to benchmarks sheets at the end of this pack.



Self Evaluation

Andre Derain's paintings were very unique and different than what other paintings looked like. Derain's painting technique varies from picture to picture. The variety of his techniques includes single brushstrokes, broad planes of colour, hatching marks, wavy lines, and sinuous curves. As well as fauvism, Andre Derain also painted some modern art. He liked to paint landscapes and add a lot of colour to them.

I have picked two of Andre Derain's paintings and I have tried to paint them here and I will tell you a bit about the features of the original

Clouds morning and today I am going to talk to you

about the artist, Andre Derain.

Andre Derain was born on the 10th June 1880 and died on the 8 September 1954. He began to paint when he was about 15 years old.

The art movement Andre Derain belonged to was fauvism. Fauvists used exaggerated colours when painting things. In fact, colour was the most important aspect of a fauvist painting. They started to paint in 1905, though artists were painting before this.

Most people didn't like fauvism before the time fauvism was an art critic. Fauvism means "the wild beast" and it was not meant as a compliment. Some wealthy art buyers did purchase fauvist paintings, though, which allowed the fauvist artists to continue working.

Andre Derain used really bright colours in his paintings. He always used colours that were bright and bold like yellow, red, and green and orange.

Some other artists that use fauvism are Henri Matisse, Albert Marquet and Charles Camoin.

Andre Derain lived in France and most of his paintings were painted there however during the German occupation of France in World War II, Derain lived in Paris and was much courted by the Germans because he represented the prestige of French culture. Derain accepted an invitation to make an official visit to Germany in 1941, and

Presentation by:

Evaluation by:

SELF/ PEER/ TEACHER (please circle)

Vocal clarity, eye contact

I have used my own words and appropriate terminology

Artists Biography

Art Movement

Media and techniques discussed

2 pieces of work discussed using the visual elements, subject matter etc.

Favourite piece discussed with personal opinion/ justified points

Creativity/ Visuals

Interesting facts/ unique features

| Presentation by: | Artists Presentation Evaluation | | | |
|---|---------------------------------|---------------|---------|--------------|
| | 25 or lower Needs work | 3D Reasonable | 3C Good | 3S Excellent |
| Evaluation by: | | | | |
| SELF/ PEER/ TEACHER (please circle) | | | | |
| Vocal clarity, eye contact | | | | |
| I have used my own words and appropriate terminology | | | ✓ | |
| Artists Biography | | | ✓ | |
| Art Movement | | | | ✓ |
| Media and techniques discussed | | | | ✓ |
| 2 pieces of work discussed using the visual elements, subject matter etc. | | | | ✓ |
| Favourite piece discussed with personal opinion/ justified points | | | | ✓ |
| Creativity/ Visuals | | | | ✓ |
| Interesting facts/ unique features | | | | ✓ |

Artists presentation

I made a painting copying Andre Derain's work and which I did a good job. I managed to use different techniques to make my painting look like his.

I think I added lots of interesting pieces into my presentation like "Fauvism means the wild beast" and "Andre Derain went to Germany during World War II".

Artists presentation

Pupils:

- Gather information about an individual artist from a range of sources.
- Research the art movement that the artist was involved with.
- Discuss the relevant social and historical events that affected the artwork/artist.
- Deliver a 5 minute presentation on the artwork of the artist.
- Personal opinion and justified points made
- Create an artwork which is inspired by your artist


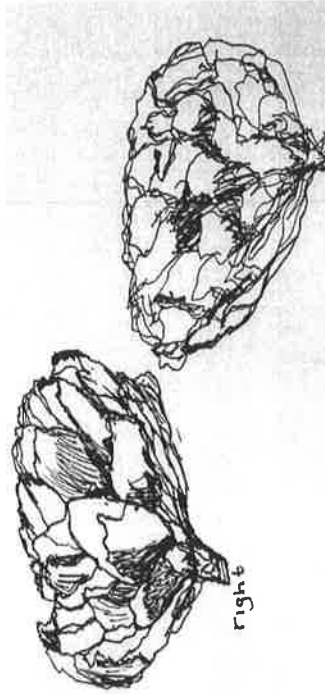
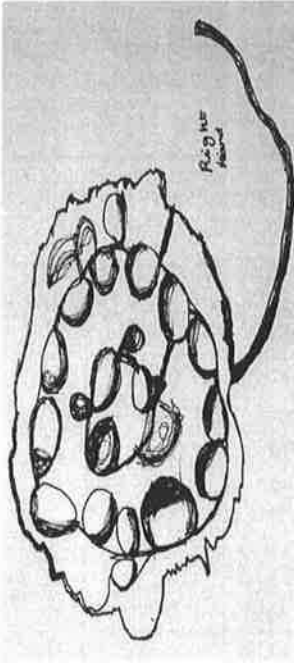
| Presentation by : 1.5 | Artists Presentation Evaluation | | | |
|--|---------------------------------|---------------|---------|--------------|
| | 2S or lower Needs work | 3D Reasonable | 3C Good | 3S Excellent |
| Evaluation by : <i>Devin</i> SELF/ PEER/ TEACHER (please circle) Vocal clarity, eye contact | | | | ✓ |
| I have used my own words and appropriate terminology | | | | ✓ |
| Artists Biography | | | | ✓ |
| Art Movement | | | | ✓ |
| Media and techniques discussed | | | | ✓ |
| 2 pieces of work discussed using the visual elements, subject matter etc. | | | | ✓ |
| Favourite piece discussed with personal opinion/ justified points | | | | ✓ |
| Creativity/ Visuals | | | | ✓ |
| Interesting facts/ unique features | | | | ✓ |
| <i>Supurb - 3S - 3 minicases planned in reply of artist beautiful use of colour "will keep as a compliment" quote by pupil</i> | | | | |

Fab Effort

Evaluation – PRESENTATION

| | CRITICAL PRESENTATION: S=3D, VG=3C, EX=3S | | |
|--|---|---|---|
| | 1 | 2 | 3 |
| S | There was some evidence of how the artist used media, techniques and processes, use of the visual elements and concepts with limited if any personal/ justified comments. | | |
| V | There was good evidence of how the artist used media, techniques and processes, use of the visual elements and concepts and some personal/ justified comments. | | |
| G | There was excellent evidence of how the artist used media, techniques and processes, use of the visual elements and concepts and excellent personal/ justified comments. | | |
| E | | | |
| X | | | ✓ |
| I can respond to the work of artists and designers by discussing my thoughts and feelings. I can give and accept constructive comment on my own and others' work. EXA 3-07a | | | |
| I have used the skills that I have developed in the expressive arts to contribute to a public presentation. EXA 3-01a | | | |
| I have experienced the energy and excitement of being part of an audience for other people's presentations. EXA 3-01b | | | |

S1 Seed Heads (Drawing Project)



Level 3 D Making Progress

Experiences and Outcomes

EXA 3-02a

I have experimented with a range of media and technologies to create images and objects, using my understanding of their properties.

EXA 3-03a

I can use and combine the visual elements and concepts to convey ideas, thoughts and feelings in expressive and design work.

EXA 3-04a

Through observing and recording, I can create material that shows accuracy of representation.

Explanation

The pupil is starting to engage in the work of Level 3.

- Some understanding of detail has been observed and drawn. There is a lack of definition and control
- Simple understanding of colour has been represented using a limited range. There is little evidence of colour mixing and tonal range.
- The application of the drawing technique to record the subject matter is evident in the image produced.

Level 3C Progressing Well

Experiences and Outcomes

EXA 3-02a

I have experimented with a range of media and technologies to create images and objects, using my understanding of their properties.

EXA 3-03a

I can use and combine the visual elements and concepts to convey ideas, thoughts and feelings in expressive and design work.

EXA 3-04a

Through observing and recording, I can create material that shows accuracy of representation.

Explanation

- Some understanding of detail has been observed and drawn with a degree of accuracy and subtlety that defines the subject well
- Colour has been observed and represented with a degree of accuracy that relates to the subject. Good evidence of colour mixing has been applied. Demonstrating an understanding of tonal range
- The application of the painting technique to record information is evident in the image produced and communicates the observation of the subject matter

Level 3 S Achieved

Experiences and Outcomes

EXA 302a

I have experimented with a range of media and technologies to create images and objects, using my

un EXA 3-03a

I can use and combine the visual elements and concepts to convey ideas, thoughts and feelings in expressive and design work. derstanding of their properties.

EXA 3-04a

Through observing and recording, I can create material that shows accuracy of representation.


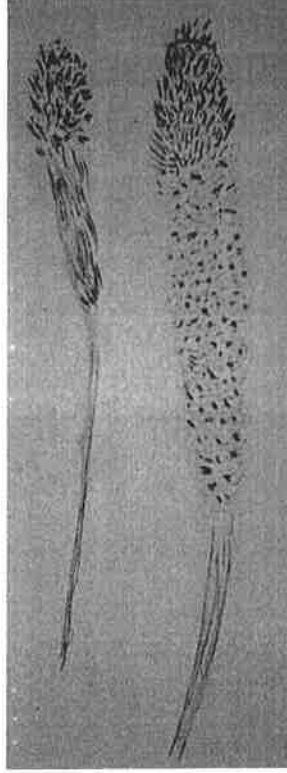

Explanation

- Most of the detail of the subject has been well observed and drawn in an accurate and sensitive manner conveying a strong implementation of the form
- Colour has been observed and represented with accuracy and confidence that relates to the subject. Colour mixing has been applied with a full and subtle tonal range
- Individuality is expressed with the application of the painting technique which communicates good observation. Understanding and interpretation of the subject matter is clearly evident.

BENCHMARKS

BGE
Exemplification
of Standards

Seed Heads (Drawing project)



Level 3 D Making Progress
Experiences and Outcomes
EXA 3-02a

I have experimented with a range of media and technologies to create images and objects, using my understanding of their properties.

EXA 3-03a

I can use and combine the visual elements and concepts to convey ideas, thoughts and feelings in expressive and design work.

EXA 3-04a

Through observing and recording, I can create material that shows accuracy of representation.

Explanation

The pupil is starting to engage in the work of Level 3.

- Some understanding of detail has been observed and drawn. There is a lack of definition and control
- Line has been used in a simple manner to describe the subject matter being observed and drawn
- The application of the drawing technique to record the subject matter is evident in the image produced.

Level 3C Progressing Well
Experiences and Outcomes
EXA 3-02a

I have experimented with a range of media and technologies to create images and objects, using my understanding of their properties.

EXA 3-03a

I can use and combine the visual elements and concepts to convey ideas, thoughts and feelings in expressive and design work.

EXA 3-04a

Through observing and recording, I can create material that shows accuracy of representation.

Explanation

- Some understanding of detail has been observed and drawn with a degree of accuracy and subtlety that defines the subject well.
- Line has been used in a sensitive manner that displays a good understanding of the subject matter and the drawing employs a range of lines as evidence of this
- The application of the drawing technique to record information is evident in the image produced and communicates the observation of the subject matter

Level 3 S Achieved
Experiences and Outcomes
EXA 302a

I have experimented with a range of media and technologies to create images and objects, using my

EXA 3-03a

I can use and combine the visual elements and concepts to convey ideas, thoughts and feelings in expressive and design work. Understanding of their properties.

EXA 3-04a

Through observing and recording, I can create material that shows accuracy of representation.

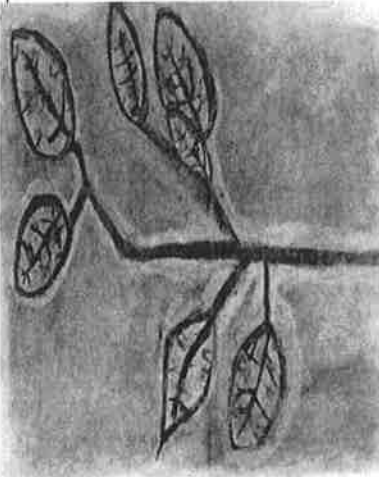
Explanation

- Most of the detail of the subject has been well observed and drawn in an accurate and sensitive manner conveying a strong implementation of the form.
- Line has been used in a wide and varied manner with great observation and sensitivity of drawing that describes the subject matter with conviction
- Individuality is expressed with the application of the painting technique which communicates good observation. Understanding and interpretation of the subject matter is clearly evident.

BENCHMARKS

BGE
Exemplification
of Standards

Charcoal tonal study



Level 3 D Making Progress

Experiences and Outcomes

EXA 3-02a

I have experimented with a range of media and technologies to create images and objects, using my understanding of their properties.

EXA 3-03a

I can use and combine the visual elements and concepts to convey ideas, thoughts and feelings in expressive and design work.

EXA 3-04a

Through observing and recording, I can create material that shows accuracy of representation.

Explanation

The pupil is starting to engage in the work of Level 3.

- Some understanding of detail has been observed and drawn. There is a lack of definition and control
- Simple understanding of colour has been represented using a limited range. There is little evidence of colour mixing and tonal range.

Level 3 E Progressing Well
 The application of the drawing technique to record the subject matter is evident in the image produced.

Experiences and Outcomes

EXA 3-02a

I have experimented with a range of media and technologies to create images and objects, using my understanding of their properties.

EXA 3-03a

I can use and combine the visual elements and concepts to convey ideas, thoughts and feelings in expressive and design work.

EXA 3-04a

Through observing and recording, I can create material that shows accuracy of representation.

Explanation

- Some understanding of detail has been observed and drawn with a degree of accuracy and subtlety that defines the subject well
- Colour has been observed and represented with a degree of accuracy that relates to the subject. Good evidence of colour mixing has been applied. Demonstrating an understanding of tonal range
- The application of the painting technique to record information is evident in the image produced and

Level 3 F Achieved
 the observation of the subject matter

Experiences and Outcomes

EXA 302a

I have experimented with a range of media and technologies to create images and objects, using my understanding of their properties.

EXA 3-03a

I can use and combine the visual elements and concepts to convey ideas, thoughts and feelings in expressive and design work.

EXA 3-04a

Through observing and recording, I can create material that shows accuracy of representation.

Explanation

- Most of the detail of the subject has been well observed and drawn in an accurate and sensitive manner conveying a strong implementation of the form
- Colour has been observed and represented with accuracy and confidence that relates to the subject. Colour mixing has been applied with a full and subtle tonal range
- Individuality is expressed with the application of the painting technique which communicates good observation. Understanding and interpretation of the subject matter is clearly evident.

BENCHMARKS

B G E Exemplification of Standards

Card painting



Level 3 D Making Progress Experiences and Outcomes

EXA 3-02a

I have experimented with a range of media and technologies to create images and objects, using my understanding of their properties.

EXA 3-03a

I can use and combine the visual elements and concepts to convey ideas, thoughts and feelings in expressive and design work.

EXA 3-04a

Through observing and recording, I can create material that shows accuracy of representation.

Explanation

The pupil is starting to engage in the work of Level 3.

- Some understanding of detail has been observed and drawn. There is a lack of definition and control.
- Simple understanding of colour has been represented using a limited range. There is little evidence of colour mixing and tonal range.

Level 3 E Progressing Well Experiences and Outcomes

EXA 3-02a

I have experimented with a range of media and technologies to create images and objects, using my understanding of their properties.

EXA 3-03a

I can use and combine the visual elements and concepts to convey ideas, thoughts and feelings in expressive and design work.

EXA 3-04a

Through observing and recording, I can create material that shows accuracy of representation.

Explanation

- Some understanding of detail has been observed and drawn with a degree of accuracy and subtlety that defines the subject well
- Colour has been observed and represented with a degree of accuracy that relates to the subject. Good evidence of colour mixing has been applied. Demonstrating an understanding of tonal range
- The application of the painting technique to record information is evident in the image produced and

Level 3 F Achieved Experiences and Outcomes

EXA 302a

I have experimented with a range of media and technologies to create images and objects, using my understanding of their properties.

EXA 3-03a

I can use and combine the visual elements and concepts to convey ideas, thoughts and feelings in expressive and design work, demonstrating an understanding of their properties.

EXA 3-04a

Through observing and recording, I can create material that shows accuracy of representation.


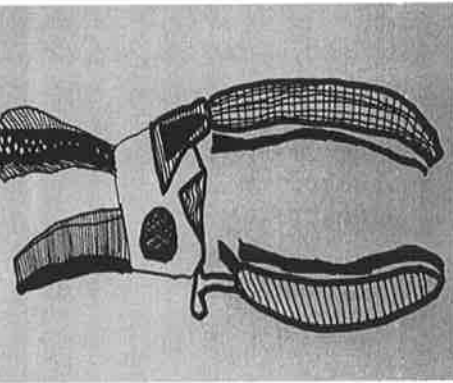
Explanation

- Most of the detail of the subject has been well observed and drawn in an accurate and sensitive manner conveying a strong implementation of the form
- Colour has been observed and represented with accuracy and confidence that relates to the subject. Colour mixing has been applied with a full and subtle tonal range
- Individuality is expressed with the application of the painting technique which communicates good observation. Understanding and interpretation of the subject matter is clearly evident.

BENCHMARKS

B G E
Exemplification
of Standards

Level 3 D Making Progress
 Experiences and Outcomes



I have experimented with a range of media and technologies to create images and objects, using my understanding of their properties.
EXA 3-02a
EXA 3-03a
 I can use and combine the visual elements and concepts to convey ideas, thoughts and feelings in expressive and design work.
EXA 3-04a
 Through observing and recording, I can create material that shows accuracy of representation.

Explanation

- The pupil is starting to engage in the work of Level 3. Some understanding of detail has been observed and drawn. There is a lack of definition and control
- Simple understanding of colour has been represented using a limited range.
- There is little evidence of colour mixing and tonal range.
- The application of the drawing technique to record the subject matter is evident in the image produced.

Level 3C Progressing Well
 Experiences and Outcomes

I have experimented with a range of media and technologies to create images and objects, using my understanding of their properties.
EXA 3-02a
EXA 3-03a



I can use and combine the visual elements and concepts to convey ideas, thoughts and feelings in expressive and design work.

EXA 3-04a

Through observing and recording, I can create material that shows accuracy of representation.

Explanation

- Some understanding of detail has been observed and drawn with a degree of accuracy and subtlety that defines the subject well
- Colour has been observed and represented with a degree of accuracy that relates to the subject. Good evidence of colour mixing has been applied.
- Demonstrating an understanding of tonal range
- The application of the painting technique to record information is evident in the image produced and communicates the observation of the subject matter



Level 3 S Achieved
 Experiences and Outcomes

EXA 302a
EXA 3-03a

I have experimented with a range of media and technologies to create images and objects, using my

EXA 3-04a

Through observing and recording, I can create material that shows accuracy of representation.

Explanation

- Most of the detail of the subject has been well observed and drawn in an accurate and sensitive manner conveying a strong implementation of the form
- Colour has been observed and represented with accuracy and confidence that relates to the subject. Colour mixing has been applied with a full and subtle tonal range
- Individuality is expressed with the application of the painting technique which communicates good observation. Understanding and interpretation of the subject matter is clearly evident.