

**East Renfrewshire Council: Education Department
Practitioner Moderation Template**

Prior to the moderation exercise, please complete the following information and submit it to your facilitator with assessment evidence from one learner that you judge to have successfully attained the Es and Os.

School Code	Y
Practitioner Code	Y12
Curriculum Area(s)	Literacy/HWB
Level	First
Stage(s)	P4
Specific subject (if applicable)	

Experiences and Outcomes:

By considering the type of text I am creating, I can select ideas and relevant information, organise these in a logical sequence and use words which will be interesting and/or useful for others. LIT 1-26a

I enjoy eating a diversity of foods in a range of social situations. HWB 1-29a

When preparing and cooking a variety of foods, I am becoming aware of the journeys which foods make from source to consumer, their seasonality, their local availability and their sustainability. HWB 1-35a

Learning Intentions:

To explain that food comes from different sources

To prepare and cook a food item

To develop an appreciation that eating food can be a pleasant social, activity

To use an appropriate layout when writing a letter of thanks.

Success Criteria:

I can explain where some of my food comes from

I can prepare and cook food

I can enjoy the social experience of eating food

I can use appropriate layout to show I am writing a letter of thanks.

Briefly outline the context and range of quality learning experiences that have been provided making reference to the chosen design principles.

Lesson 1+2

Farming – where food in general comes from. Through looking at a variety of pictures of popular foods elicit that our food comes mainly from animals, plants or foods that animals or plants produce eg eggs/nuts. By showing a variety of plant foods, the children will learn that different parts of some plants are used as a source of food. Use IWB to match foods to the correct art of plant/animal.

SC= I can explain where some of my food comes from.

Lesson 3+4

Journey of potato from farm to fork. Using PP follow the journey from the planting to the growing, harvesting, processing in factory and then to consumer. Through this the children will also learn that potatoes can be kept in storage for up to 8 months to ensure there is a year round stock.

Homework on food sources. By looking at food packaging on home items children will increase their awareness of the journey that some foods have travelled.

SC= I can discuss where my food comes from.

Lesson 5 - Food prep and cooking

Work with the dinner ladies to peel potatoes, cook and eat and enjoy the prepared potato dish.

SC- I can prepare potatoes for cooking

SC- I can enjoy a social experience of eating food

Lesson 6

Write a letter to the dinner ladies to thank them for their help in preparing potatoes.

SC : I can use the appropriate layout when writing a letter.

Record the range of assessment evidence that was gathered to meet the success criteria (considering breadth, challenge and application).

SAY – To state where some of my food comes from

WRITE – Homework Activity, thank you letter to dinner ladies

DO – eating with friends

Make – Prepare and cook potatoes

Briefly outline the oral/written feedback given to the pupil on progress and next steps, referring to the learning intention and success criteria.

Teacher – You have been a successful learner. I can clearly see from your work that you have achieved the learning intentions as you were able to discuss not only the sources of meat, plant and grain foods, but after your homework investigation, you understood that we eat foods that have come from different countries too. I could tell that you enjoyed preparing your potato and had fun eating with your friends. You also achieved success writing a super letter of thanks to the kitchen staff, because you used the correct layout.

Next Step Pupil I think I want to learn how to cook more foods

Next step teacher: - I think you should try growing some of your own food.(The class will be receiving a gift of a growing your own strawberry kit)

Pupil Voice:

What have you learned? How did you learn? What skills have you developed?

I learned how to prepare potatoes for cooking and how to write a thank you letter. I learned that my food comes from lots of different, animals, plants and countries. I learned from my teacher and from playing games on the computer with my class about where foods come from like animals or plants. I improved my talking skills when I had to discuss the foods I found at home and where they had come from..




Did the learner successfully attain the outcomes? YES

Learner Evidence

0

I can explain that food comes from different sources.

LI - to understand that food sources

<p>Animals</p> <p>chicken</p> <p>fish</p> <p>cows</p> <p>pigs</p> <p>ducks</p>	
<p>Grains</p> <p>oats</p> <p>rice</p> <p>maize</p> <p>barley</p> <p>wheat</p>	
<p>Plants</p> <p>pears</p> <p>plums</p> <p>apricot</p> <p>orange</p> <p>melon</p> <p>bananas</p> <p>pineapple</p> <p>berries</p> <p>apples</p> <p>Good, you have shown that you know where we get a lot of our foods from. :)</p>	

②

Plants give us vegetables, fruits, grains. We get food from different parts of plants.

Roots

Beetroot



Radish



Carrot

Turnip



Leaves



spinach




lettuce



cabbage

Flowers



Broccoli



cauliflower

S.C.

I can explain that food comes from different sources.

We get fruits from plants.



Well done, you know that we eat different parts of plants as food.









S.C.
 I can explain that food comes from different sources.
 Lea
 Succ
 I can:

In your Home

I was surprised that many of my foods from far away come from our home work in class and found some of the countries on a world map

Primary Four are learning about food sources. Some foods have to make to get to our plate. Please explore your cupboards, fridges and types. Look at the packaging and investigate evidence below (you can write it or draw it!).

 from Africa and Assam Plant	 from Scotland animal	 from France plant	yoghurts  from England animal
 from UK Plant	golden delicious apples  from France plant	 from England fish	 from the Netherlands plant

Good - you have found foods from many countries in your home.

3c.

I can prepare and cook a food item.


(4)

Pupil Comment
from her letter -
"The potatoes were a
bit slippery"



Pupils worked
in social groups
in the kitchen
with kitchen staff

I was surprised
how fast they cooked.



Observing the
cooking process.

5

S.C.

I can enjoy the social experience of eating food.

I enjoyed eating the potatoes they were very tasty.



The pupils gathered together in the hall and enjoyed tasting the end product of mashed potatoes.

S.C. I can use appropriate layout (6) to show I am writing a letter (of thanks).

Primary 4a
Room G4a
Giffnock P.S.

Tuesday 17th November

Dear Kitchen Staff,

I want to say a huge thank you to you, for letting us use your own time to cook potatoes. It was very fun peeling the potatoes. The potatoes were a bit slippery. You were very kind, because I know how busy you are making all the lunches. Now I will tell you about some of our learning about potatoes.

Did you know that farmers can keep potatoes in a dark room for 8 months? I was amazed when I found out, potatoes can go in the factory and then come out a few hours later, ready for the shops!

Thank you again for helping us. I have learned much more because of you.

Yours Sincerely,

Self assessment:	
I have	
an address	☺
a date	☺
an opening - Dear.....	☺
a logical sequence of events	☺
a suitable closing	☺

The pupils used their prior knowledge of letter writing to come up with their own success criteria for letter writing.