


# Using EducationCity via the Puffin Academy App

EducationCity, although moving towards HTML5, requires Flash Player for much of its content, so a free mobile Flash browser app called Puffin Academy, created specifically for teachers and students, needs to be installed for EducationCity to work on mobile devices. This is the case for both Android and Apple iOS devices. The guide will take you through:

1. Finding Puffin Academy in the App Store (Apple) and Google play Store (Android)
2. Locating EducationCity via the search feature
3. Selecting the best version of EducationCity for you
4. Logging in within the app

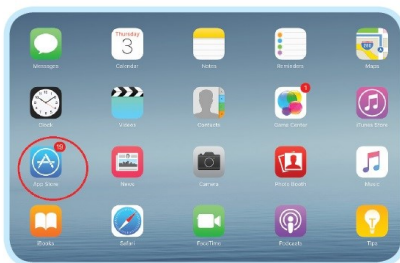


## Parent Information August 2016

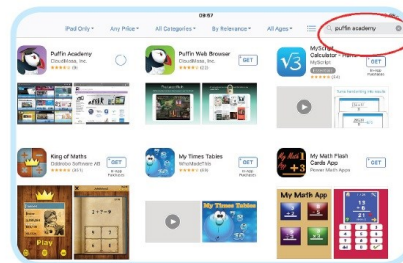


**EducationCity**.com

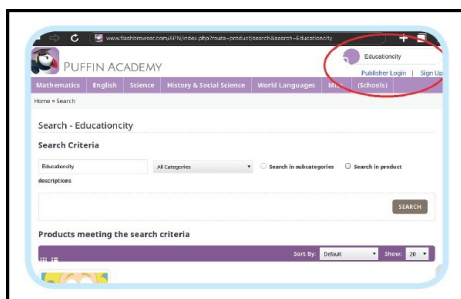
### 1 Finding Puffin Academy in the App Store (Apple) and Google play Store (Android)



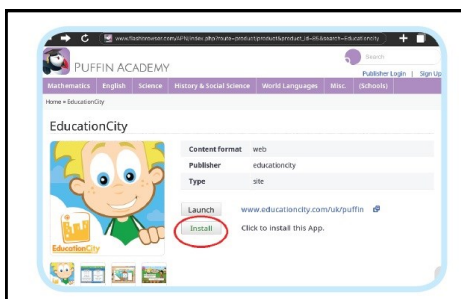
First of all, you will need to go to your App Store, which can usually be found on your device's Home Screen.



Click into it, then search for Puffin Academy using the search function at the top right.



Once within the Puffin Browser app, you will need to search for EducationCity by using the Search function. Enter 'EducationCity' at the top right and the search results will appear towards the bottom of the page.



Click on the EducationCity button and more details will be shown. Click **Install**, then **OK**.

EducationCity provides fun educational games in the form of online activities, helping to improve attainment and engage learners.

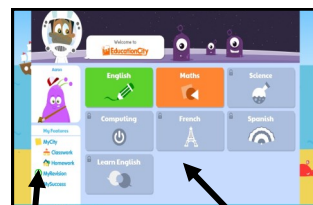
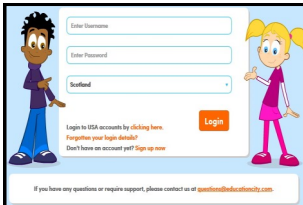
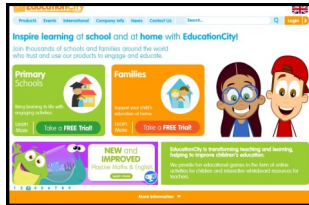
# YOUR LOGIN DETAILS:

Your teacher should be able to provide these details.

Username:

Password:

Go to [www.educationcity.com](http://www.educationcity.com) ⇒ Enter your login details ⇒ Select your country



Curriculum Area

Pupil Features

Here you will find MyCity: these will include content that your child's teacher has set your child to complete for classwork and homework.

1 **'LOCK' SIGN**

A 'lock' sign means that a MyCity is Sequenced and your child must complete content in the order set

2 **'FLAG' SIGN**

A black and white flag on the last piece of content means your child has completed that MyCity – well done!

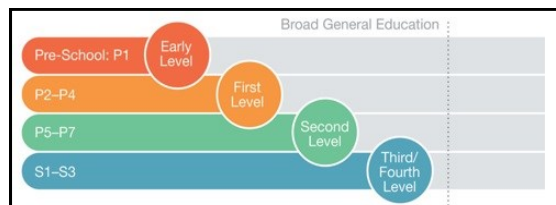
3 **'DUE' SIGN**

A 'Due' sign means that a MyCity needs completing for a certain date – it's great for managing any set work!

**Manu's Top Tip!** Take a look at MySuccess to see your child's scores from MyCities – it's great for helping you track your child's progress.

Early	Early *
	Early **
	Early ***
First	First *
	First **
	First ***
Second	Second *
	Second **
	Second ***

After choosing English or Maths, you will be asked to choose a level. The teacher may have chosen specific games for your child to work on or you can choose a game from the level your child is working on. The stars indicate trickier games within that level.



With over 7,000 pieces of content, there are lots of great resources to help with learning. Here's just some types of content you might want to explore, and a guide as to how we can support your child with Numeracy and Mathematics:

1

**Let's start with a Learn Screen**  
Get familiar with a new topic.  
Try the 'Strictly Talented' Learn Screen

2

**Move onto an Activity**  
To support knowledge on the subject.  
Try the 'Strictly Talented' Activity

3

**Now, let's assess with Tests**  
Follow up with a Maths Test to get a personalised Revision Journal.

4

**Reward with PlayLive**  
Yay! It's time for some fun with PlayLive.

! DON'T FORGET about these other cool tools you can use as well!



**Topic Tools**  
Help to introduce a topic to your child.



**Student Tools**  
Let your child safely explore different concepts.



**ThinkIts**  
Can be used to chat about concepts that are important.



**MYREVISION**

Fab for improving Test scores, if less than 100% is scored on a Test, a Revision Journal will be created. This will include Activities and Learn Screens, to help your child in those areas of the subject they may find more challenging.



**MYSUCCESS**

Here's where you can track your child's progress. This area saves every score your child has achieved and is a great way of keeping up to date with your child's learning, whether that be in the classroom or at home.