

Internet Safety

Internet Safety in School



- Filtering



- Anti-Virus software

- Internet access and e-mail monitoring

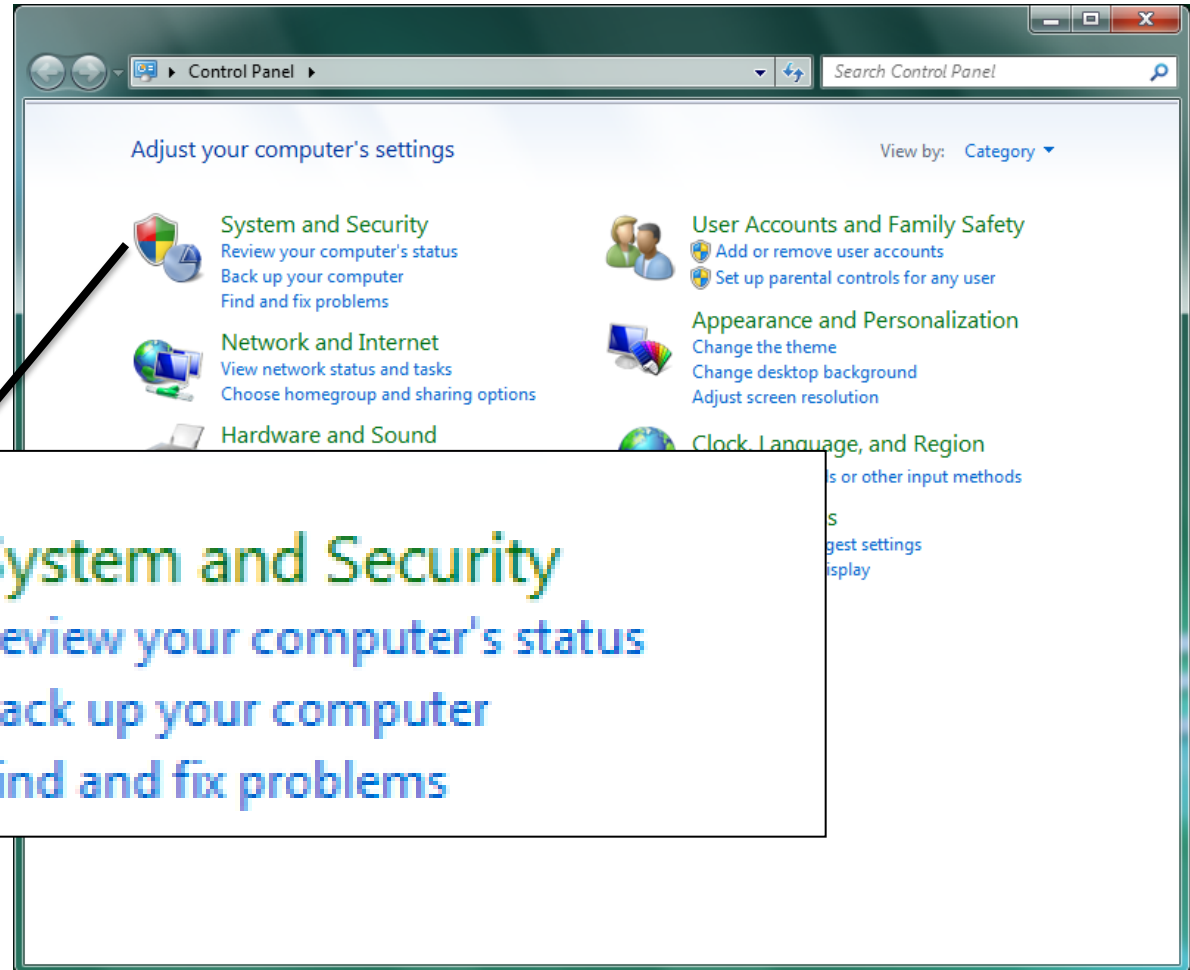
- Responsible User Agreement

- CurricuLinks

A screenshot of the CurricuLinks website. The page features the East Renfrewshire Council logo in the top left and a circular logo in the top right. The main heading is "CurricuLinks" with the tagline "...now over one million hits...". Below this is a green button labeled "Latest Links" and a "ON THIS DAY" badge. The main content area is a table with three columns: "3-5", "5-14", and "14+". The "3-5" column contains "Search Engines". The "5-14" column contains "Reference" (with sub-links for Evaluation, Educational, Classroom, Distance, and Distance Learning). The "14+" column contains "Newspapers". Below the table is a section for "Atomic Learning" with a description and a link. At the bottom, there are three buttons: "Images, Video and Audio Clips", "Interactive Whiteboard Resources", and "eScan". The footer contains "Links for Teachers", "Links for Pupils", and "Links for Parents", followed by a contact instruction.

Internet Safety at Home

- Start → Control Panel



System and Security
Review your computer's status
Back up your computer
Find and fix problems

Internet Safety at Home



- **System and Security**


A screenshot of the Windows Action Center window. The breadcrumb navigation shows "Control Panel > System and Security > Action Center". The main content area is titled "Review recent messages and resolve problems" and states "Action Center has detected one or more issues for you to review." Under the "Security" section, the following items are listed:

- Network firewall**: On. A red shield icon with a white checkmark indicates it is active. Below it, text says "Virgin Media Security Firewall reports that it is currently turned on." and a link "View installed firewall programs" is provided.
- Windows Update**: On. Text says "Windows will automatically install updates as they become available."
- Virus protection**: On. A red shield icon with a white checkmark indicates it is active. Below it, text says "Virgin Media Security Anti-Virus reports that it is up to date and virus scanning is on."
- Spyware and unwanted software protection**: On. Text says "Windows Defender and Virgin Media Security Anti-Spyware both report that they are turned on." and a note: "Note: Running two or more antispyware programs at the same time can cause your computer to run slowly."
- Internet security settings**: OK. Text says "All Internet security settings are set to their recommended levels."

The left sidebar contains links for "Control Panel Home", "Change Action Center settings", "Change User Account Control settings", "View archived messages", "View performance information", and a "See also" section with links for "Backup and Restore", "Windows Update", "Windows Program Compatibility Troubleshooter", and "Windows Firewall".

Internet Safety at Home

- **Anti-Virus**



Internet Safety at Home

- Parental Control



The screenshot shows the Virgin Media Security Parental Control interface. The top bar is red with the Virgin Media logo and the text "Virgin Media Security". Below this is a navigation bar with "Back", "Home", and "Parental Control" (indicated by a yellow house icon). The main content area is white and contains the following elements:

- Enable Parental Control [Change general password](#)
- Active user: Guest Suspend...
- Tip: To switch users quickly, right-click the Parental Control icon located in the notification area of the Windows taskbar.
- Manage Users**
Create, delete and modify users.
- Web Site Categories**
Block web sites based on content categories.
- Allow/Block Web Sites**
Allow or block individual web sites (overrides sites blocked by categories).
- Restricted Programs**
Block Internet access for individual or groups of programs.
- Schedule**
Schedule Internet access.
- View Logs**
View the logs of sites that have been blocked or visited.

On the left side of the interface, there is a dark red sidebar with a large green checkmark icon and the text "Protected" with a "Show details" link. Below this are several menu items with right-pointing arrows: "Scan for viruses and spyware", "V-Stuff", "General Settings", "Support", and "Help". At the bottom of the sidebar is a small padlock icon.

Internet Safety at Home

- Parental Control



The screenshot shows the Virgin Media Security Parental Control interface. At the top, there is a red header with the Virgin Media logo and the text "Virgin Media Security". Below the header is a navigation bar with "Back", "Home", and "Parental Control" buttons. The main content area is divided into two sections. On the left, there is an "Add user" dialog box. On the right, there are several settings and options.

Virgin Media Security

← Back Home Parental Control

Add user

User name:

Initial profile:
Pre-Teen (9-12)
Young Child (younger than 9 years old)
Pre-Teen (9-12)
Teenager (13-17)
Adult (18+)

Password required

Password:

Confirm:

Using a password prevents others from switching to this user without permission.

Add Cancel

Enable Parental Control [Change general password](#)

Active user:

Tip: To switch users quickly, right-click the Parental Control icon located in the notification area of the Windows taskbar.

Manage Users
Create, delete and modify users.

Web Site Categories
Block web sites based on content categories.

Allow/Block Web Sites
Allow or block individual web sites (overrides sites blocked by categories).

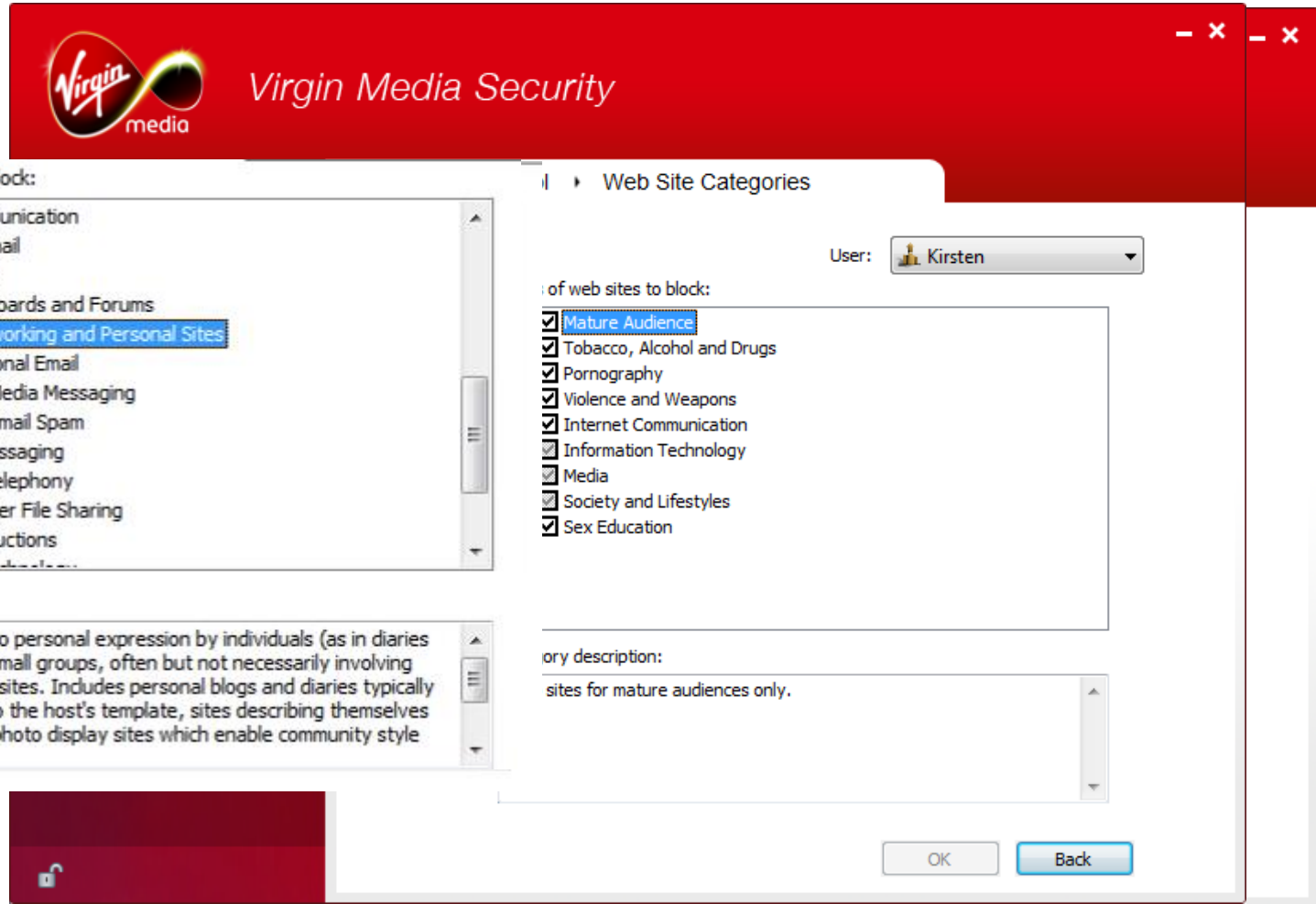
Restricted Programs
Block Internet access for individual or groups of programs.

Schedule
Schedule Internet access.

View Logs
View the logs of sites that have been blocked or visited.

Internet Safety at Home

- Parental Control



The screenshot shows the Virgin Media Security application window. The title bar reads "Virgin Media Security". The interface is divided into several sections:

- Types of web sites to block:** A tree view on the left with the following items:
 - Internet Communication
 - General Email
 - Web Chat
 - Message Boards and Forums
 - Social Networking and Personal Sites
 - Organizational Email
 - Text and Media Messaging
 - Web and Email Spam
 - Instant Messaging
 - Internet Telephony
 - Peer-to-Peer File Sharing
 - Internet Auctions
 - Information Technology

- Category description:** A text box containing: "Sites chiefly devoted to personal expression by individuals (as in diaries or personal blogs) or small groups, often but not necessarily involving multiple links to similar sites. Includes personal blogs and diaries typically formatted according to the host's template, sites describing themselves as social networking, photo display sites which enable community style".
- Web Site Categories:** A panel on the right with a "User:" dropdown menu set to "Kirsten". Below it, a list of categories to block:
- Mature Audience
- Tobacco, Alcohol and Drugs
- Pornography
- Violence and Weapons
- Internet Communication
- Information Technology
- Media
- Society and Lifestyles
- Sex Education
- Category description:** A text box containing: "sites for mature audiences only".
- Buttons:** "OK" and "Back" buttons at the bottom right.

Internet Safety at Home

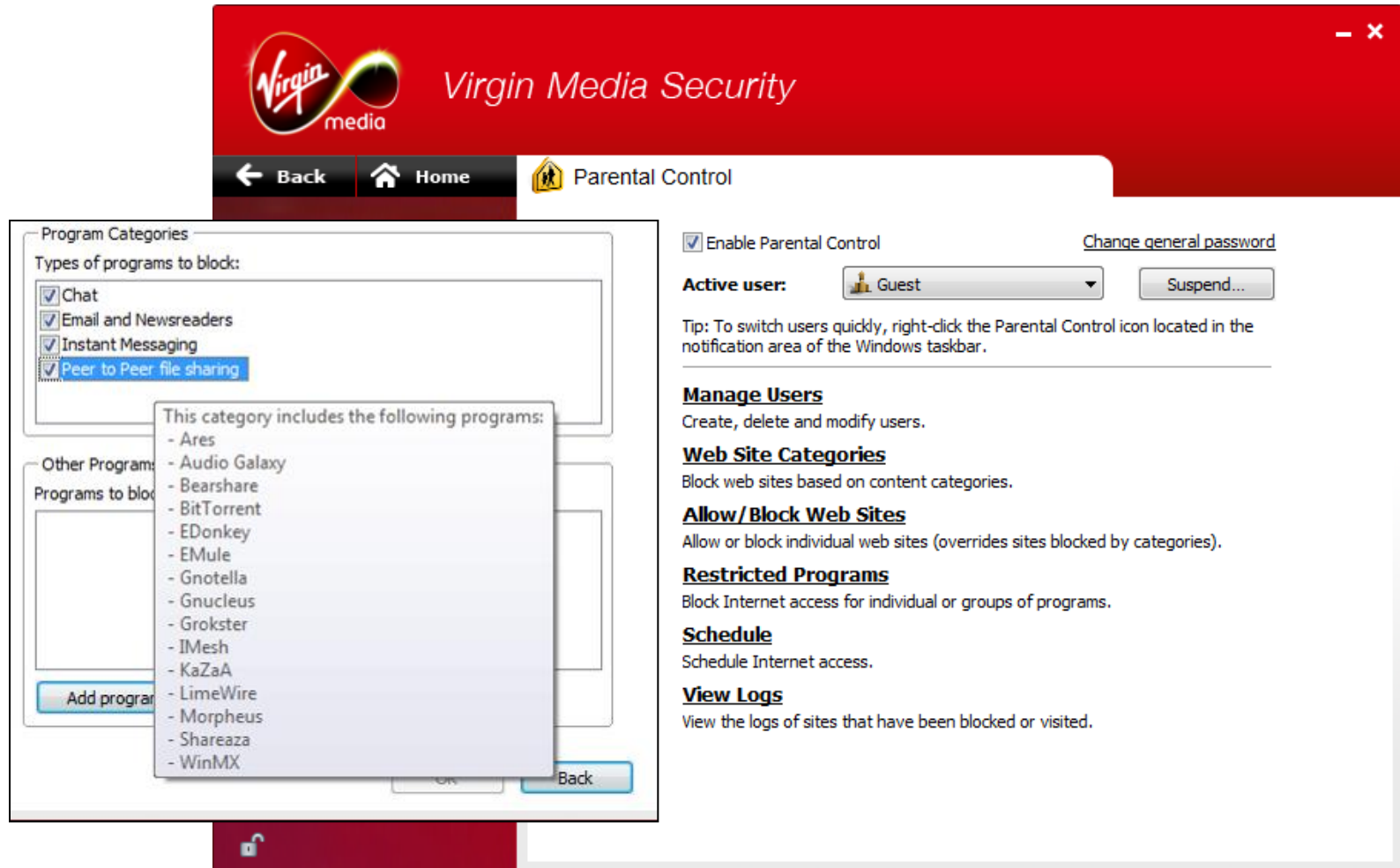
- Parental Control



The screenshot shows the Virgin Media Security Parental Control interface. At the top, there is a red header with the Virgin Media logo and the text "Virgin Media Security". Below the header is a navigation bar with "Back", "Home", and "Parental Control" (indicated by a yellow icon). The main content area is divided into two sections: "Block" and "Allow". Each section has a text input field for "Address" and three buttons: "Add", "Change", and "Remove". Below the "Allow" section is a checkbox labeled "Restrict access to these sites only". To the right of the main content area, there are several settings and options: "Enable Parental Control" (checked), "Change general password", "Active user" (set to "Guest" with a "Suspend..." button), and a tip: "Tip: To switch users quickly, right-click the Parental Control icon located in the notification area of the Windows taskbar." Below the tip are several sections with underlined headings: "Manage Users" (Create, delete and modify users.), "Web Site Categories" (Block web sites based on content categories.), "Allow/Block Web Sites" (Allow or block individual web sites (overrides sites blocked by categories).), "Restricted Programs" (Block Internet access for individual or groups of programs.), "Schedule" (Schedule Internet access.), and "View Logs" (View the logs of sites that have been blocked or visited.). At the bottom of the interface, there are "OK" and "Back" buttons.

Internet Safety at Home

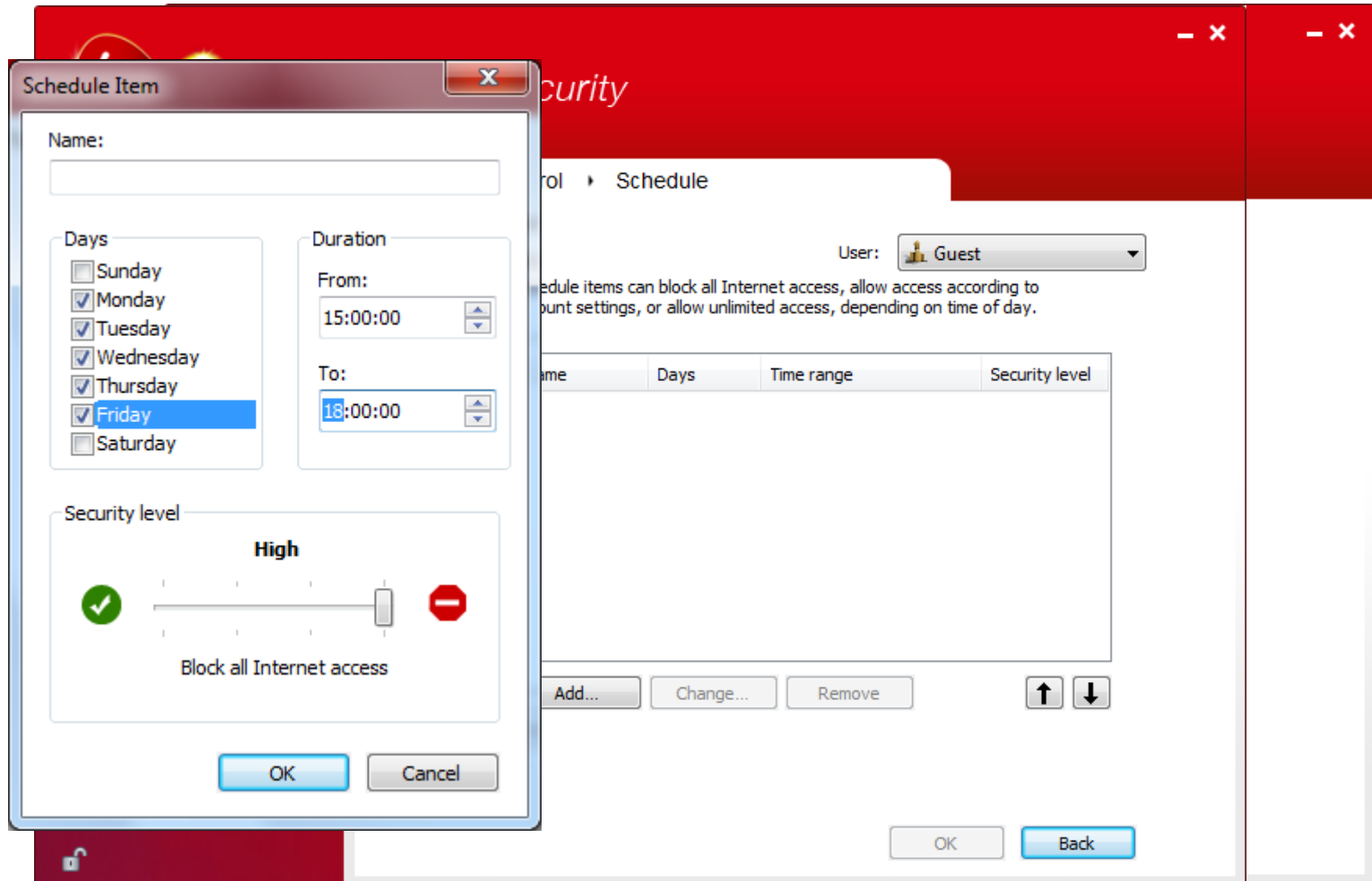
- Parental Control



The screenshot displays the Virgin Media Security Parental Control interface. At the top, the Virgin Media logo and the text "Virgin Media Security" are visible. Below this is a navigation bar with "Back", "Home", and "Parental Control" options. The main content area is divided into two sections. On the left, under "Program Categories", there is a list of "Types of programs to block" with checkboxes for Chat, Email and Newsreaders, Instant Messaging, and Peer to Peer file sharing. A tooltip for "Peer to Peer file sharing" lists various programs: Ares, Audio Galaxy, Bearshare, BitTorrent, EDonkey, EMule, Gnutella, Gnucleus, Grokster, IMesh, KaZaA, LimeWire, Morpheus, Shareaza, and WinMX. Below this is an "Add program" button. On the right, the "Enable Parental Control" checkbox is checked, and the "Active user" is set to "Guest". A "Suspend..." button is also present. Below these controls, there are several informational sections: "Manage Users" (Create, delete and modify users), "Web Site Categories" (Block web sites based on content categories), "Allow/Block Web Sites" (Allow or block individual web sites), "Restricted Programs" (Block Internet access for individual or groups of programs), "Schedule" (Schedule Internet access), and "View Logs" (View the logs of sites that have been blocked or visited).

Internet Safety at Home

- Parental Control

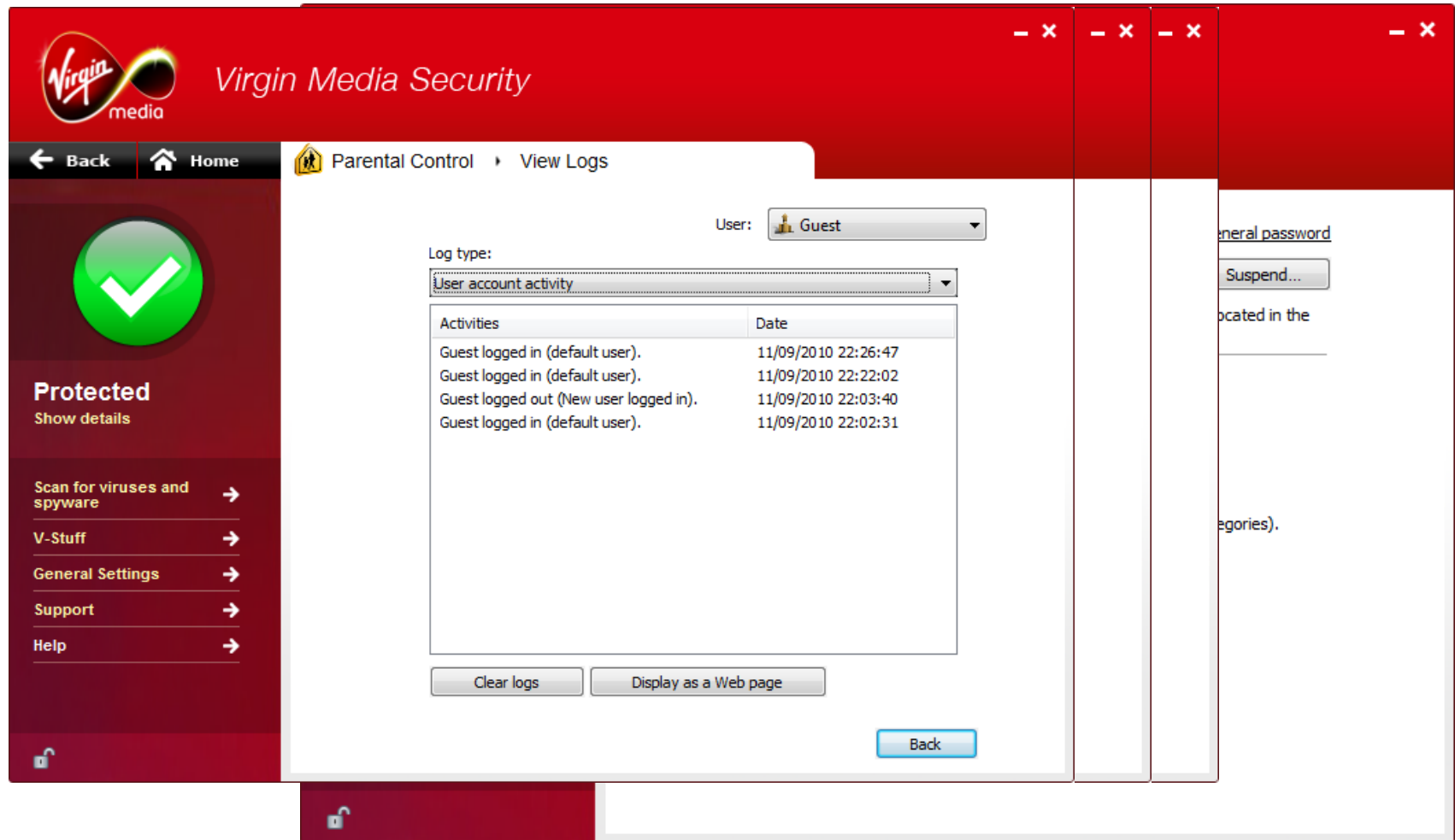


The screenshot displays a parental control software interface. In the foreground, a 'Schedule Item' dialog box is open, allowing users to configure a scheduled task. The dialog includes a 'Name' field, a 'Days' selection area with checkboxes for Sunday through Saturday (Monday-Friday are checked), a 'Duration' section with 'From' and 'To' time pickers (set to 15:00:00 and 18:00:00), and a 'Security level' slider set to 'High' with a 'Block all Internet access' label. 'OK' and 'Cancel' buttons are at the bottom.

The background window, titled 'Security', shows a 'Schedule' tab. It features a 'User' dropdown menu set to 'Guest' and a descriptive text: 'Schedule items can block all Internet access, allow access according to parent settings, or allow unlimited access, depending on time of day.' Below this is a table with columns for 'Name', 'Days', 'Time range', and 'Security level'. At the bottom of the window are 'Add...', 'Change...', and 'Remove' buttons, along with up and down arrow icons. 'OK' and 'Back' buttons are located at the very bottom of the interface.

Internet Safety at Home

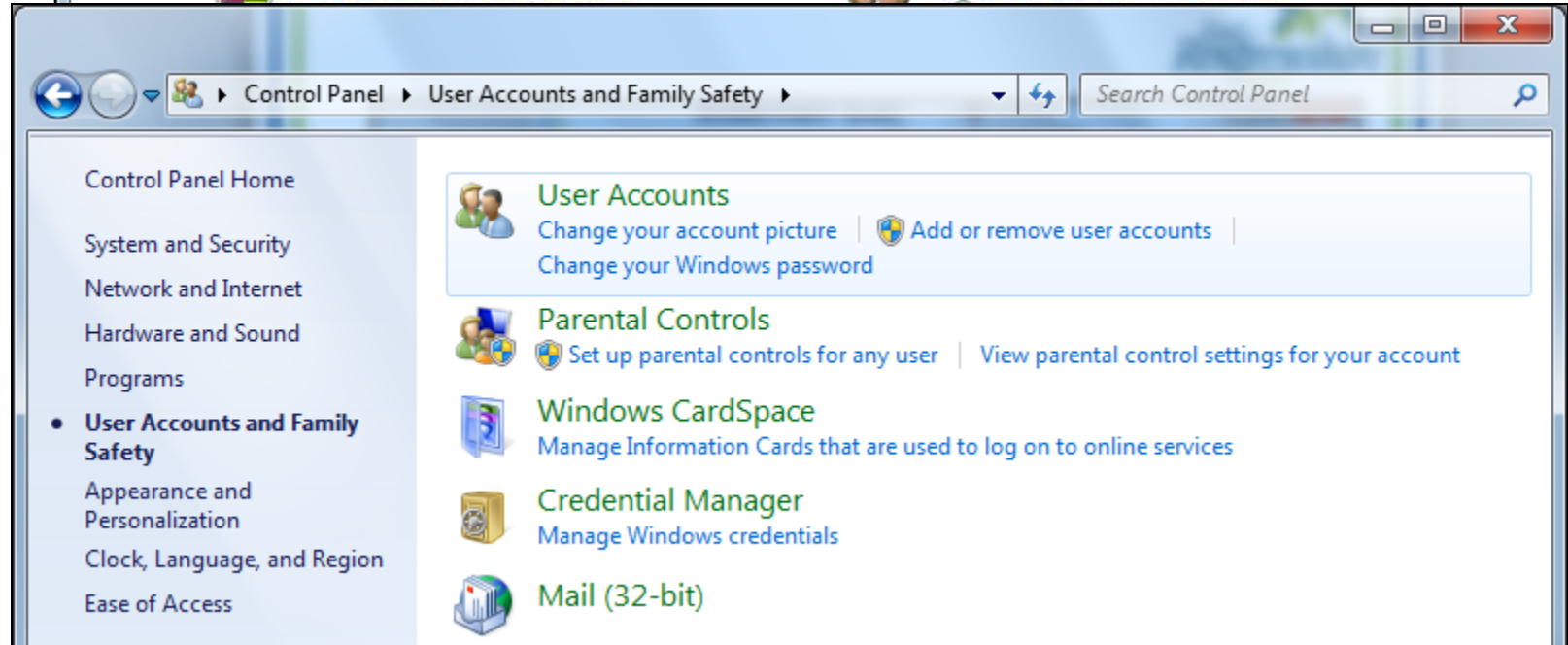
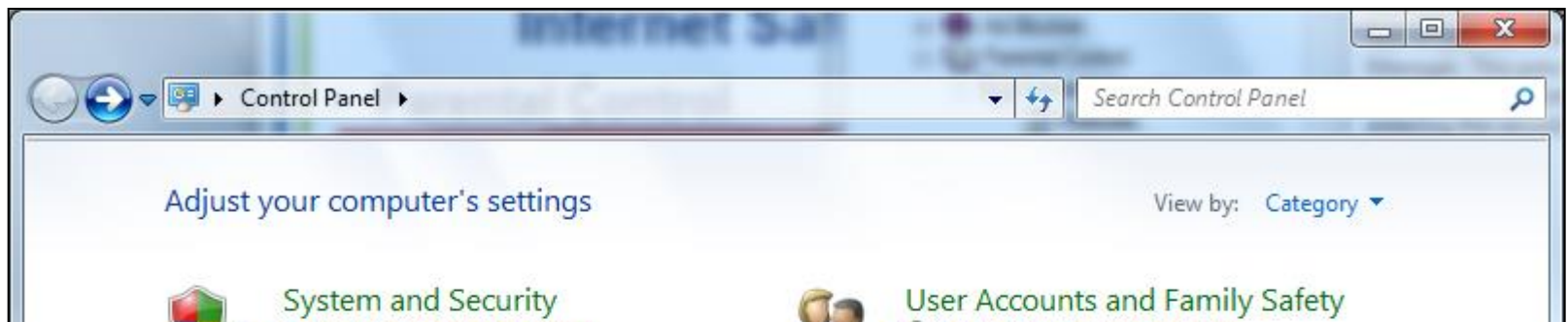
- Parental Control



The screenshot displays the Virgin Media Security interface. The top navigation bar includes 'Back' and 'Home' buttons. The main content area is titled 'Parental Control' and 'View Logs'. A dropdown menu shows the user is 'Guest'. Below this, a 'Log type' dropdown is set to 'User account activity'. A table lists the following activities:

Activities	Date
Guest logged in (default user).	11/09/2010 22:26:47
Guest logged in (default user).	11/09/2010 22:22:02
Guest logged out (New user logged in).	11/09/2010 22:03:40
Guest logged in (default user).	11/09/2010 22:02:31

At the bottom of the log view, there are buttons for 'Clear logs' and 'Display as a Web page'. A 'Back' button is also visible. On the left sidebar, a green checkmark icon is labeled 'Protected' with a 'Show details' link. Below this are links for 'Scan for viruses and spyware', 'V-Stuff', 'General Settings', 'Support', and 'Help', each with a right-pointing arrow.





The screenshot shows the Windows Control Panel window for 'Parental Controls'. The breadcrumb navigation at the top reads '<< User Accounts and Family Safety >> Parental Controls'. A search bar on the right contains the text 'Search Control Panel'. On the left sidebar, there are links for 'Control Panel Home' and 'Game Rating Systems'. The main content area is titled 'Choose a user and set up Parental Controls' and includes a link for 'What can I do with Parental Controls?'. Below this, a section titled 'Users' lists three users:

User Name	User Type	Password Status
Anne McLean	Computer administrator	Password protected
Kirsten McLean	Standard user	No Password
Martin McLean	Standard user	No Password

Internet Safety at Home

Navigation: << Parental Controls >> User Controls




Search: Search Control Panel

Set up how Kirsten McLean will use the computer


Parental Controls:

- On, enforce current settings
- Off

Windows Settings

-  **Time limits**
Control when Kirsten McLean uses the computer
-  **Games**
Control games by rating, content, or title
-  **Allow and block specific programs**
Allow and block any programs on your computer

Current Settings:

 **Kirsten McLean**
Standard user
No Password

Time Limits:	Off
Game Ratings:	Off
Program Limits:	Off

OK

Control when Kirsten McLean will use the computer

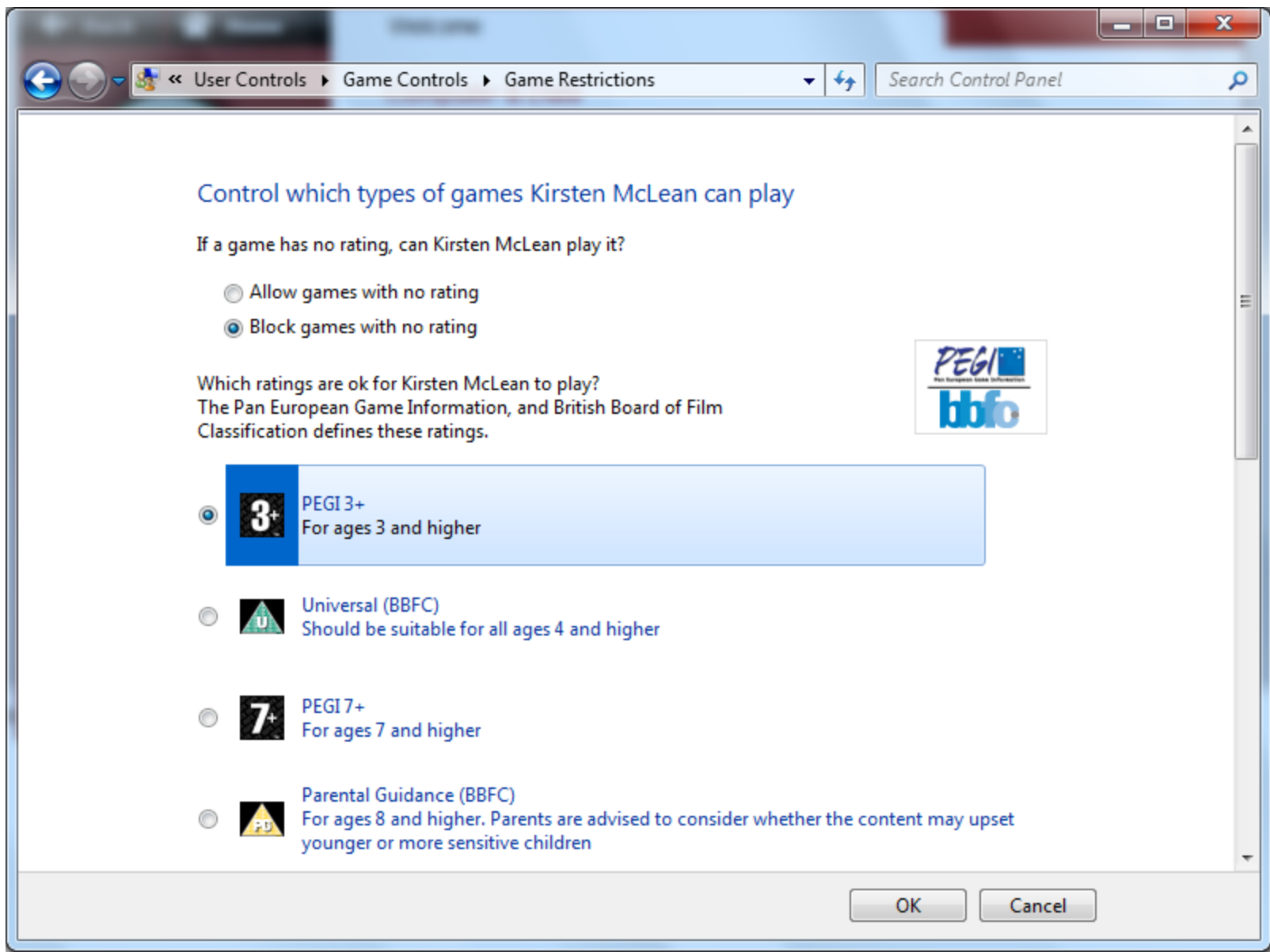
Click and drag the hours you want to block or allow.

Hour

	00	01	02	03	04	05	06	07	08	09	10	11	12	13	14	15	16	17	18	19	20	21	22	23	24
Monday																									
Tuesday																									
Wednesday																									
Thursday																									
Friday																									
Saturday																									
Sunday																									

Allowed
 Blocked

OK Cancel



Control which types of games Kirsten McLean can play





If a game has no rating, can Kirsten McLean play it?

- Allow games with no rating
- Block games with no rating

Which ratings are ok for Kirsten McLean to play?

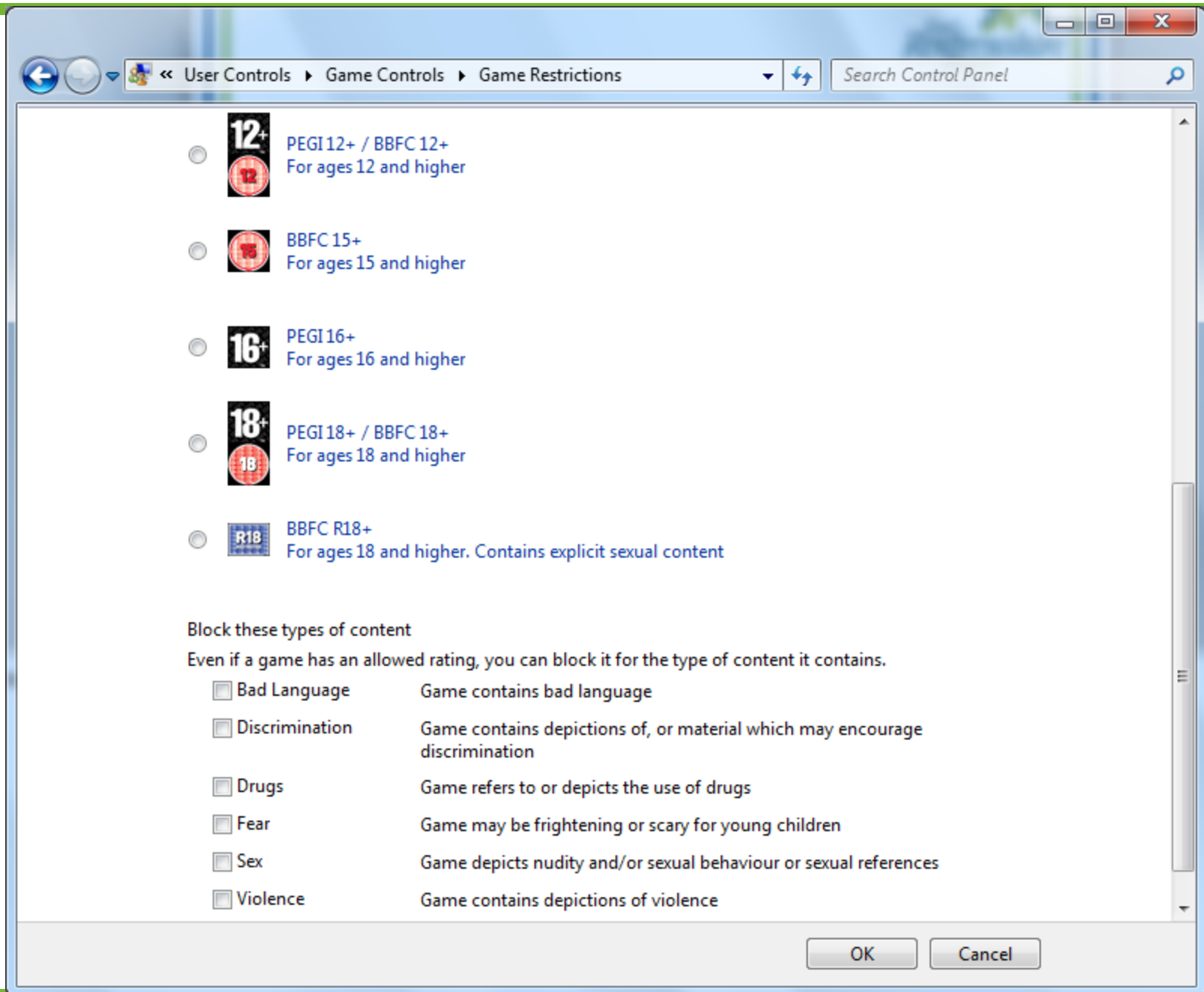
The Pan European Game Information, and British Board of Film Classification defines these ratings.



-  PEGI 3+
For ages 3 and higher
-  Universal (BBFC)
Should be suitable for all ages 4 and higher
-  PEGI 7+
For ages 7 and higher
-  Parental Guidance (BBFC)
For ages 8 and higher. Parents are advised to consider whether the content may upset younger or more sensitive children

OK

Cancel



Control Panel > User Controls > Game Controls > Game Overrides

Search Control Panel

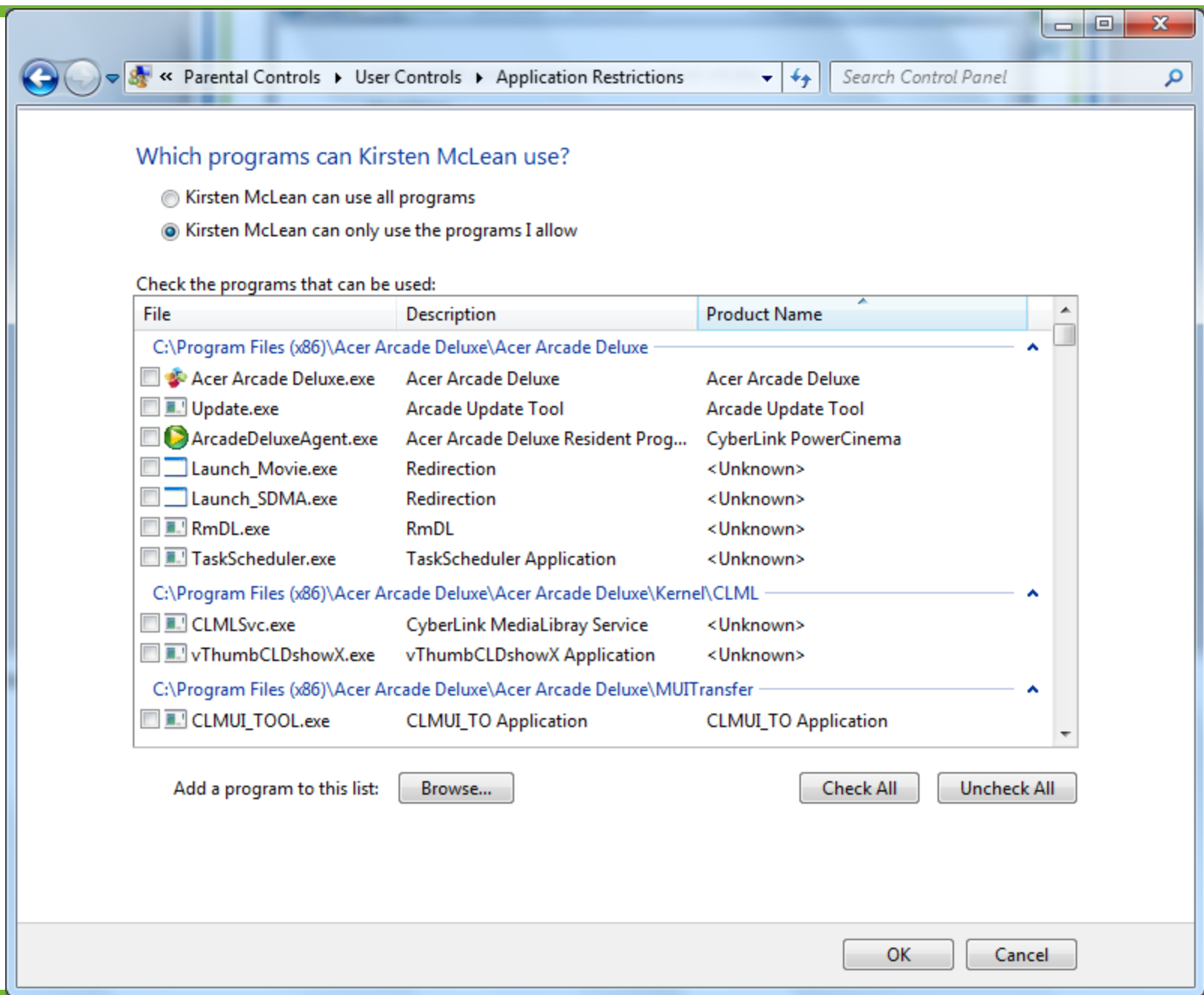
Control specific games Kirsten McLean can and can not play

Allowed Ratings:
 PG - Parental Guidance (BBFC), 7+ - PEGI 7+, 12+ - PEGI 12+ / BBFC 12+, R18+ - BBFC R18+, U - Universal (BBFC), 3+ - PEGI 3+, 16+ - PEGI 16+, 15+ - BBFC 15+, 18+ - PEGI 18+ / BBFC 18+

Denied Descriptors: None

Title/Rating	Status	User Rating Setting	Always Allow	Always Block
Alice Greenfingers No rating provided	Can not play	<input type="radio"/>	<input type="radio"/>	<input checked="" type="radio"/>
Amazonia No rating provided	Can not play	<input checked="" type="radio"/>	<input type="radio"/>	<input type="radio"/>
Chess Titans 3+	Can play	<input checked="" type="radio"/>	<input type="radio"/>	<input type="radio"/>
Chicken Invaders 2 No rating provided	Can not play	<input checked="" type="radio"/>	<input type="radio"/>	<input type="radio"/>
Dairy Dash No rating provided	Can not play	<input checked="" type="radio"/>	<input type="radio"/>	<input type="radio"/>
Dream Day First Home No rating provided	Can not play	<input checked="" type="radio"/>	<input type="radio"/>	<input type="radio"/>
Farm Frenzy 2 No rating provided	Can not play	<input checked="" type="radio"/>	<input type="radio"/>	<input type="radio"/>
First Class Flurry No rating provided	Can not play	<input checked="" type="radio"/>	<input type="radio"/>	<input type="radio"/>
FreeCell 3+	Can play	<input checked="" type="radio"/>	<input type="radio"/>	<input type="radio"/>
Granny In Paradise No rating provided	Can not play	<input checked="" type="radio"/>	<input type="radio"/>	<input type="radio"/>
Hearts 3+	Can play	<input checked="" type="radio"/>	<input type="radio"/>	<input type="radio"/>
Heroes of Hellas	Can not play	<input checked="" type="radio"/>	<input type="radio"/>	<input type="radio"/>

OK Cancel



Which programs can Kirsten McLean use?

- Kirsten McLean can use all programs
- Kirsten McLean can only use the programs I allow

Check the programs that can be used:

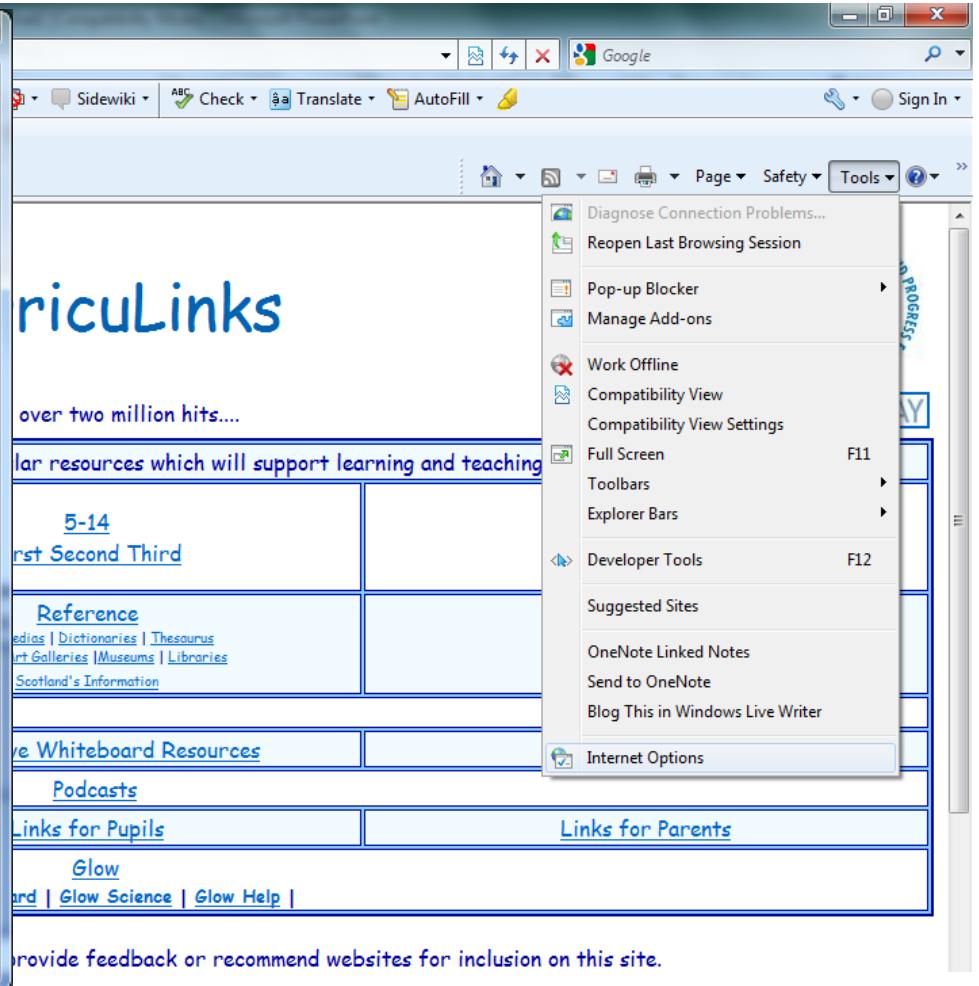
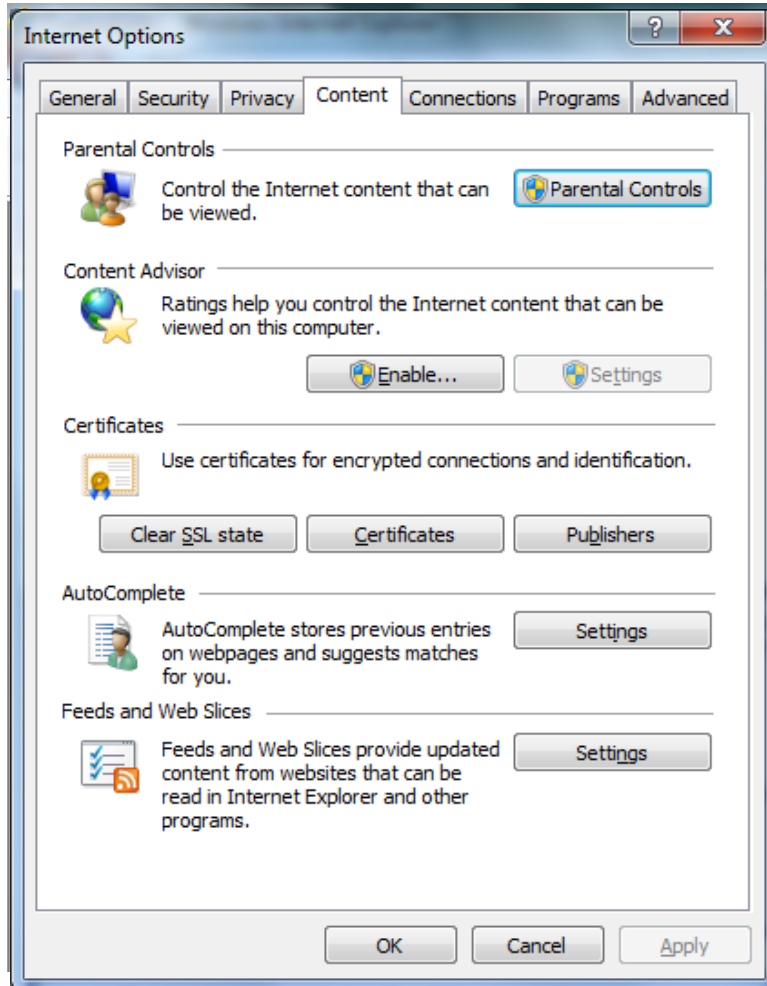
File	Description	Product Name
C:\Program Files (x86)\Acer Arcade Deluxe\Acer Arcade Deluxe		
<input type="checkbox"/> Acer Arcade Deluxe.exe	Acer Arcade Deluxe	Acer Arcade Deluxe
<input type="checkbox"/> Update.exe	Arcade Update Tool	Arcade Update Tool
<input type="checkbox"/> ArcadeDeluxeAgent.exe	Acer Arcade Deluxe Resident Prog...	CyberLink PowerCinema
<input type="checkbox"/> Launch_Movie.exe	Redirection	<Unknown>
<input type="checkbox"/> Launch_SDMA.exe	Redirection	<Unknown>
<input type="checkbox"/> RmDL.exe	RmDL	<Unknown>
<input type="checkbox"/> TaskScheduler.exe	TaskScheduler Application	<Unknown>
C:\Program Files (x86)\Acer Arcade Deluxe\Acer Arcade Deluxe\Kernel\CLML		
<input type="checkbox"/> CLMLSvc.exe	CyberLink MediaLibray Service	<Unknown>
<input type="checkbox"/> vThumbCLDshowX.exe	vThumbCLDshowX Application	<Unknown>
C:\Program Files (x86)\Acer Arcade Deluxe\Acer Arcade Deluxe\MUITransfer		
<input type="checkbox"/> CLMUI_TOOL.exe	CLMUI_TO Application	CLMUI_TO Application

Add a program to this list:

Internet Safety at Home



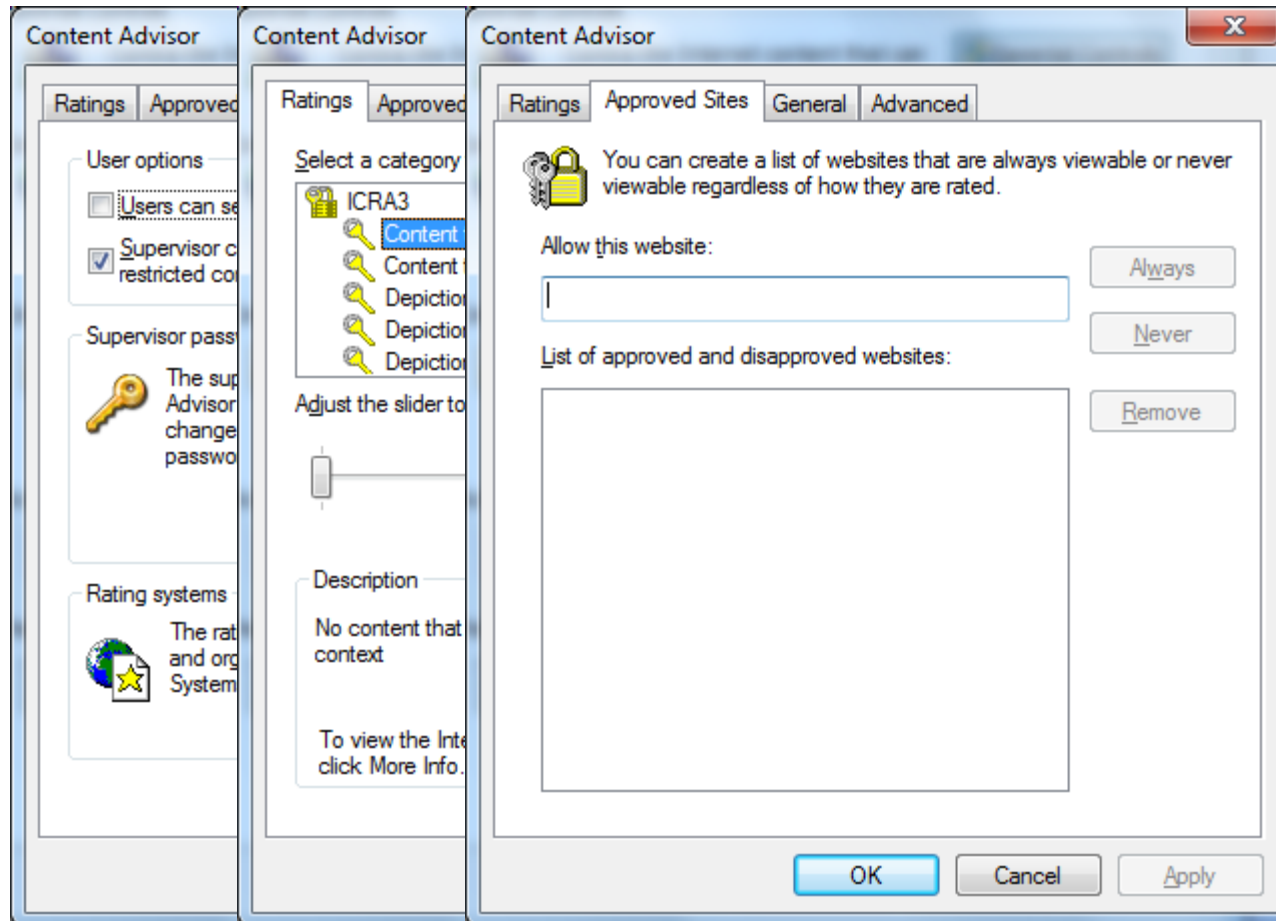
- **Blocking websites**



provide feedback or recommend websites for inclusion on this site.

Internet Safety at Home

- **Blocking websites**



Internet Safety at Home

How we use the Internet

Adults



> Solitary

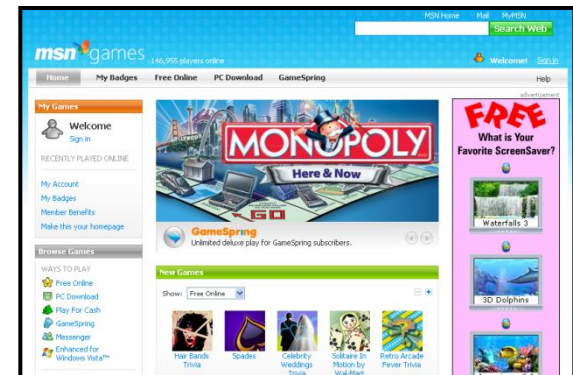
Young people



> Connected

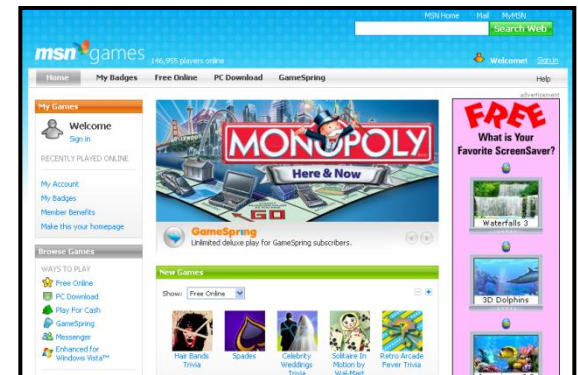
Internet Safety at Home

- Parental Control



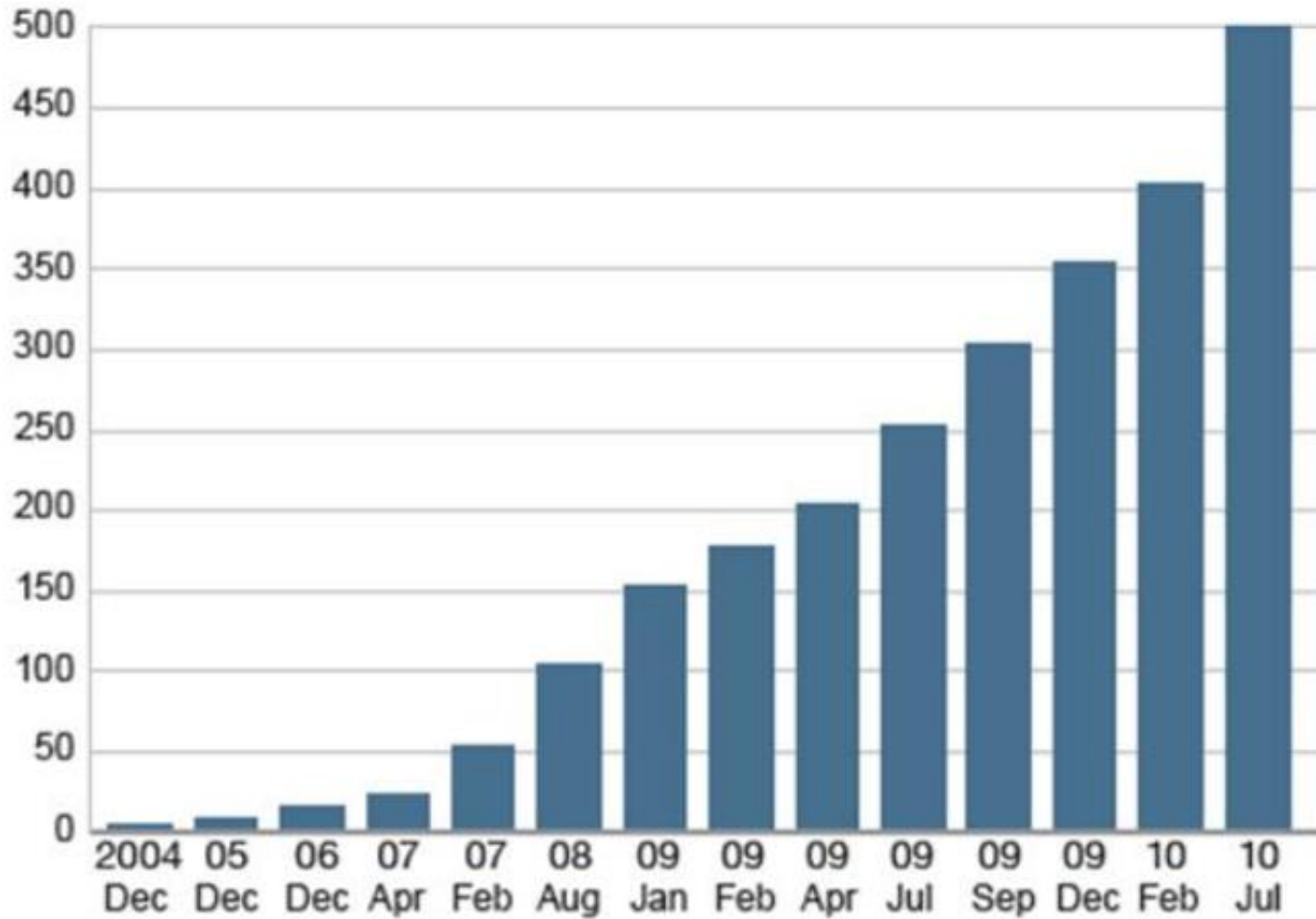
Internet Safety at Home

- Parental Control



The rise of Facebook

Active users, millions






Source: Facebook

Connecting on Facebook

Control basic information your friends will use to find you on Facebook. [View settings](#)

Sharing on Facebook

These settings control who can see what you share.

	Everyone	Friends of friends	Friends only	Other
Everyone				
Friends of friends				
Friends only				
Recommended				
Custom 				
Your status, photos and posts			•	
Bio and favorite quotations			•	
Family and relationships			•	
Photos and videos you're tagged in			•	
Religious and political views			•	
Birthday			•	
Permission to comment on your posts			•	
Places you check in to [?]			•	
Contact information				•
<input type="checkbox"/> Let friends of people tagged in my photos and posts see them.				
 Customise settings				 This is your current setting.

Apps and websites

Edit your settings for using apps, games and websites.

Block lists

Edit your lists of blocked people and apps.

Controlling how you share

Learn more about your privacy on Facebook.

Internet Safety at Home

Google
UK

"child's name" +"area you live in" +"st ninian's high"

Google Search

I'm Feeling Lucky


[Advertising Programmes](#)

[Business Solutions](#)

[About Google](#)

[Go to Google.com](#)

© 2011 - [Privacy](#)



News Feed

- Messages
- Events 1
- Friends 5
- Live videos 2
- Create group
- See all
- App requests 3
- Game requests 1
- ClickCEOP
- Questions
- Photos
- Notes
- Links
- Less

Friends on Chat

News Feed

Top news · Most recent 80

Share: Status Photo Link Video Question

What's on your mind?



Upcoming Events

View all

What's the event?

Event details including title, cover image, and description.

Chat (8)



Your Advice and Help Centre...

Advice... Help... Report...

You are clearly concerned about something that is making our children and young people safer as well. **contact your local police.** Otherwise here are we at the Child Exploitation and Online Protection Centre. We are here to help you and make our children and young people safer as well.

Your Control Panel

Cyberbullying

Hacking

Viruses

Mobile Problems

Harmful Content

Grooming (Sexual Behaviour)



Your Advice and Help Centre...

Remember...

If you need urgent help, call 999 now
Don't delete any emails, images or conversations related to this report
Don't contact the suspect yourself. Let us do the detective work

You're making a CEOP Report

Before you begin

Who Are You?

How can we contact you?

What Happened?

What do you know about the suspect?

Ready to send the report?

Report Finished

Here you can make a report to CEOP about a child in danger of abuse. This could be you or someone you know or care for. You can see what we are going to ask you by looking at the titles above this message.

Before you begin

Nothing to report?
Click here to leave the CEOP report form

We need to know...

Which country are you reporting from?

Please select...

Who is this report about?

This report is about me

Start the report

Child Exploitation and Online Protection Centre

© CEOP Child Exploitation and Online Protection Centre. All rights reserved 2006-10

Internet Safety at Home



A screenshot of a web browser window titled "Curriculinks". The address bar shows "http://www.ea.e-renfrew.sch.uk/curriculinks/". The browser has a menu bar with "File", "Edit", "View", "Favorites", "Tools", and "Help". Below the menu bar are navigation buttons: "Back", "Forward", "Home", "Search", and "Favorites". The main content area shows a search bar and a list of dates: "2 Weeks Ago", "Last Week", "Monday", "Tuesday", and "Today". A black arrow points from the "Today" item in the list to a separate "History" window.

A screenshot of the browser's "History" window. It has a title bar "History" and a close button. Below the title bar is a "View" dropdown menu and a "Search" button. The main area contains a list of dates: "2 Weeks Ago", "Last Week", "Monday", "Tuesday", and "Today". The "Today" item is highlighted with a blue background.

A screenshot of the "Internet Options" dialog box. It has a title bar "Internet Options" and standard window controls. The "General" tab is selected. The "Home page" section shows a text box with the address "http://www.ea.e-renfrew.sch.uk/curriculinks/" and buttons for "Use Current", "Use Default", and "Use Blank". The "Temporary Internet files" section has buttons for "Delete Cookies...", "Delete Files...", and "Settings...". The "History" section has a "Days to keep pages in history" spinner set to "20" and a "Clear History" button. At the bottom are buttons for "Colors...", "Fonts...", "Languages...", "Accessibility...", "OK", "Cancel", and "Apply".

Please contact [CurricuLinks](#) if you would like to provide feedback or recommend websites for





Places

Who. What. When. And now **Where.**



Share where you are



"Best. Concert. Ever."

Easily share where you are, what you're doing and the friends you're with right from your mobile.

- Check in and your update will appear on the Place page, your friends' News Feeds and your Wall.
- Tag the friends you're with so they can be part of your update.
- Appear in "Here now" to friends and others nearby who are also checked in.

Connect with friends nearby



New: Find local deals



foursquare

CHECK IN FIND YOUR FRIENDS UNLOCK YOUR CITY

- Check in to claim a deal and let friends know about it.





....now over three million hits....

Your Exams 2011

Latest Links

This website provides links to curricular resources which will support learning and teaching.

[Early](#)

[First Second Third](#)

[Fourth+](#)

[Search Engines](#)

[Reference](#)

[Encyclopedias](#) | [Dictionaries](#) | [Thesaurus](#)
[Atlases](#) | [Art Galleries](#) | [Museums](#) | [Libraries](#)
[Scotland's Information](#)

[Newspapers](#)

[Images, Video & Audio Clips and
Resources](#)

[Interactive Whiteboard Resources](#)

[scran](#)

[Podcasts](#)

[Links for Teachers](#)

[Links for Pupils](#)

[Links for Parents](#)

[Glow](#)

[Glow Service Status and Planned Maintenance](#)

| [Glow Cupboard](#) | [Glow Cookbooks](#) | [Glow Science](#) | [Glow Help](#) |

Please contact [CurricuLinks](#) if you would like to provide feedback or recommend websites for inclusion on this site.

Internet Safety at Home



Skillswise



Links for Parents



Call: 0808 100 1080

[East Renfrewshire Council Education Department](#)

[East Renfrewshire Education Department HMIe Report \(HTML format\)](#)

[East Renfrewshire Education Department HMIe Report \(PDF format\)](#)

[East Renfrewshire Parent Information Line](#)

[East Renfrewshire Parent Information Leaflets](#)

[East Renfrewshire Adult Education](#)

[East Renfrewshire Libraries and Information](#)

Atomic Learning

A library of thousands of short tutorials in ICT.
East Renfrewshire parents should contact their school for the username and password.

The National Priorities in Education	Parentzone Enterprise in education New technology in learning	Inclusion
National Qualifications Online	Parents Online	Anti-Bullying Network
Progress - National Qualifications in Scotland	Scottish Parent Teacher Council	Which Way Now?
S.Q.A. National Qualifications - A Quick Guide	Parents Information Network	PlanIT
Scottish Credit and Qualifications Framework	Parents as Partners in Learning	Careers Scotland
5-14 Online	Scottish out of School Care Network	Careers Scotland - Parents' Centre
Assessment is for Learning	ChildcareLink	ICT
HM Inspectorate of Education	Health Promoting Schools - Family and Community	Read Together

Internet Safety at Home

Safe Use of ICT

[ThinkUKnow](#)

[Kidsmart](#)

[Safer Use of Services
on the Internet](#)

[stoptextbully.com](#)

[For Kids by Kids
Online](#)

[Doubleclick Thinking](#)

[NCH - the children's
charity](#)

[wiseuptothenet.co.uk](#)

[Safe and Well - A
Handbook for Staff,
Schools and Education
Authorities](#)

[ChatDanger](#)

[Inclusion](#)

[Anti-Bullying Network](#)

[Which Way Now?](#)

[S.Q.A.](#)

[National Qualifications - A Quick Guide](#)

[Scottish Parent Teacher Council](#)

[Parents Information Network](#)

[PlanIT](#)

[Scottish Credit and Qualifications Framework](#)

[Parents as Partners in Learning](#)

[Careers Scotland](#)

[5-14 Online](#)

[Scottish out of School Care Network](#)

[Careers Scotland - Parents' Centre](#)

[Assessment is for Learning](#)

[ChildcareLink](#)

[ICT](#)

[HM Inspectorate of Education](#)

[Health Promoting Schools - Family and Community](#)

[Read Together](#)

Internet Safety at Home

<http://www.thinkuknow.co.uk/>



The screenshot shows the ThinkUKnow website interface. At the top, there is a navigation bar with the following links: CEOP HOME, PARENTS AREA, TEACHERS AREA, RESOURCES AREA, BBC SCHOOL REPORT, and REPORT ABUSE (with a red antenna icon). The main content area features a large 'THINK UKNOW .co.uk' logo on the left. To the right, there are three prominent horizontal buttons: 'HOW TO HAVE FUN' (blue), 'HOW TO STAY IN CONTROL' (orange), and 'HOW TO REPORT' (pink), each with a corresponding arrow icon. Below these, a yellow banner reads 'GET INVOLVED AND POST ON OUR 'BLOGGING' SITE TODAY' with a person icon. At the bottom, there is a row of eight icons representing different online activities: MOBILES, GAMING, SOCIAL NETWORKING, CHATTING, PODCASTS, BLOGS, P2P TV, and SHARE.

CEOP HOME PARENTS AREA TEACHERS AREA RESOURCES AREA BBC SCHOOL REPORT REPORT ABUSE

THINK UKNOW
co.uk

HOW TO HAVE FUN

HOW TO STAY IN CONTROL

HOW TO REPORT

WELCOME TO **THINKUKNOW.CO.UK**

GET INVOLVED AND POST ON OUR 'BLOGGING' SITE TODAY

MOBILES GAMING SOCIAL NETWORKING CHATTING PODCASTS BLOGS P2P TV SHARE

Internet Safety at Home

Reinforce "Smart" rules with your children



SAFE - Staying safe online involves being careful and thinking about whether it is safe to give out personal information.



Internet Safety at Home

Reinforce "Smart" rules with your children



MEETING - Meeting up with someone you have contacted in cyberspace can be dangerous. If your children insist on meeting an online friend, ensure they have a responsible adult with them.



Internet Safety at Home

Reinforce "Smart" rules with your children

a

ATTACHMENTS - Accepting emails or opening files from people you don't know can be dangerous. They may contain viruses or nasty messages.



Internet Safety at Home

Reinforce "Smart" rules with your children



REMEMBER - Someone online maybe lying and not be who they say they are. If you feel uncomfortable when chatting or messaging, end the conversation.



Internet Safety at Home

Reinforce "Smart" rules with your children



TELL - Tell your parent/carer or teacher if someone or something makes you feel uncomfortable or worried.

MUM, THERE'S A CHAT
ROOM MESSAGE WE
NEED TO CHAT
ABOUT...



JON BYRNE

Internet Safety at Home

DON'T PANIC

