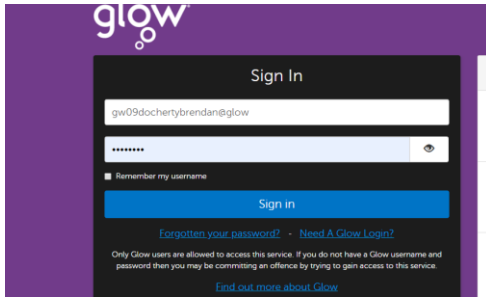



Google Classroom Helpsheet for Pupils



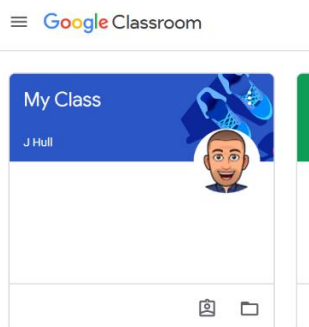
Log in to glow using you username and password. Your username starts with 'GW'.

If you can't find the webpage, use a search engine such as google to find '**Glow sign in RM**'

On your launch pad look for the Google Classroom tile.



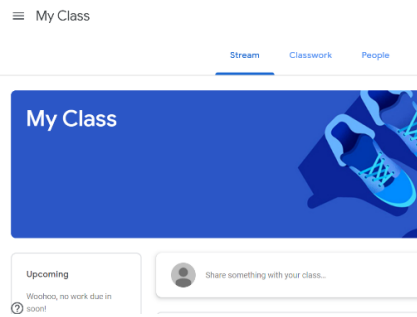
When you click on this, it will take you to a page where the classes you are a member of will be showing.



Click on the class


Google Classroom Helpsheet for Pupils

When you click in to the class, you will see a page that looks something like this.



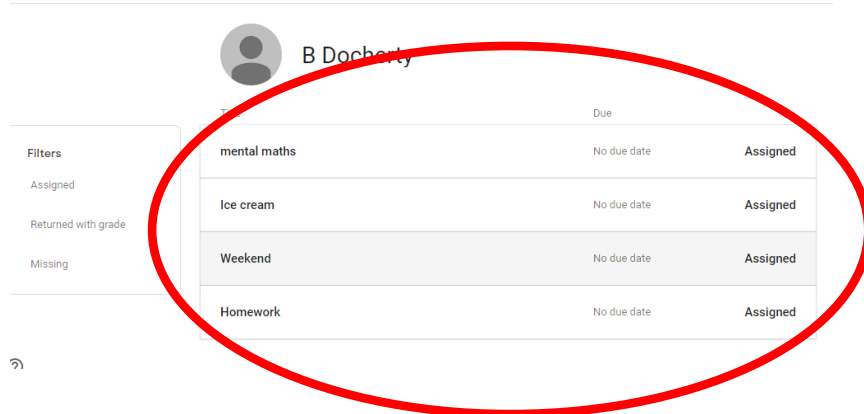
Stream

Classwork

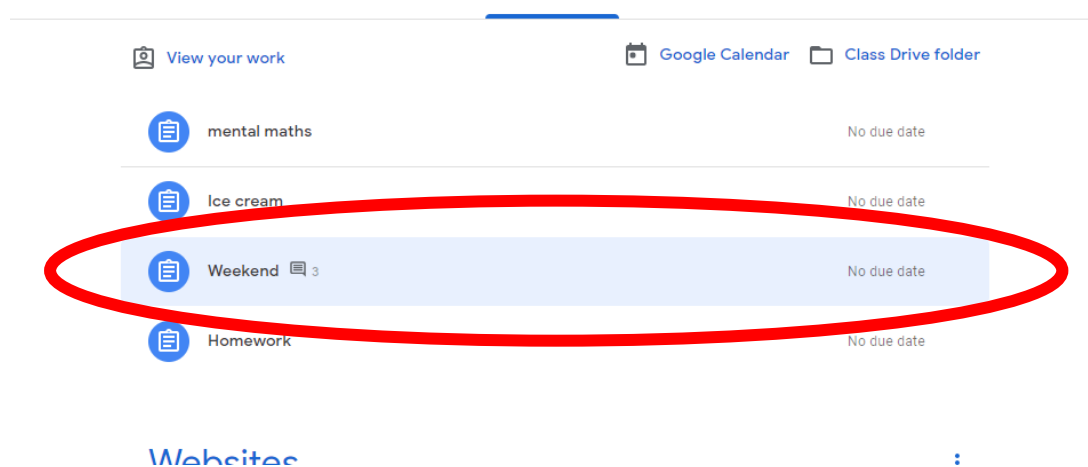
 View your work

Click on 'view your work'

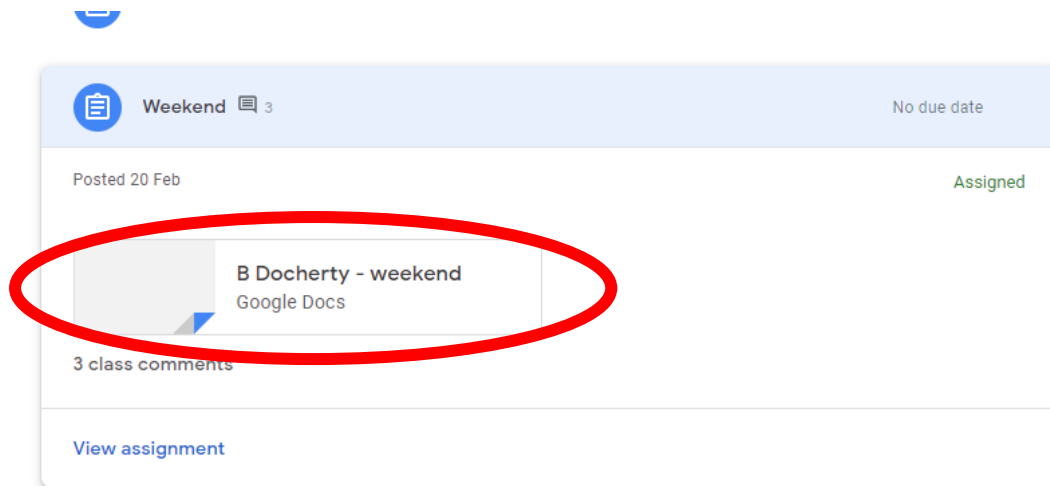
The work that your teacher has set for you will be showing. Select the piece of work that you are going to complete.



When you select the piece of work you want to work on, it will open.



Google Classroom Helpsheet for Pupils



Then click on the piece of work and the document will open. Documents will save automatically. Your teacher will know that this is your work.