



The Parents' Guide to Google Classroom

What is Google Classroom?

Think of Google Classroom (GC) as your child's digital link to learning.

Teachers use GC to share assignments, homework, and much more with students.



Getting Started



Your child should already have access to Google Classroom

They use their Glow email e.g. gwl4smithjohn@glow.sch.uk - when logging in via the internet

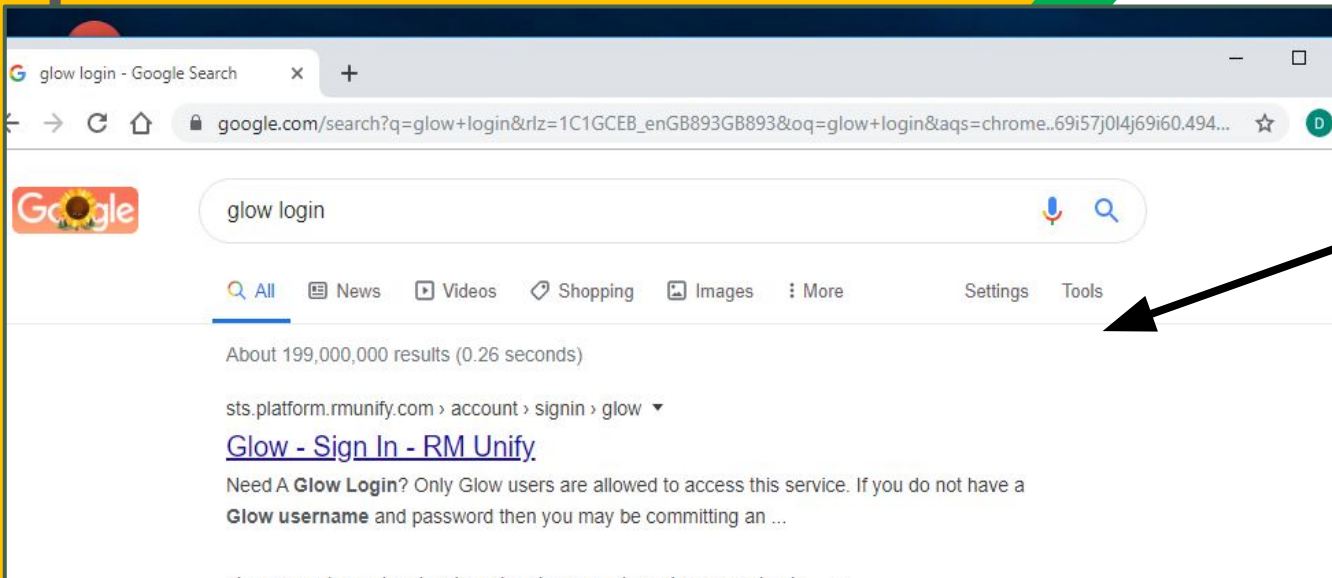
Getting Started



1

Click on the Google Chrome browser icon.

Getting Started



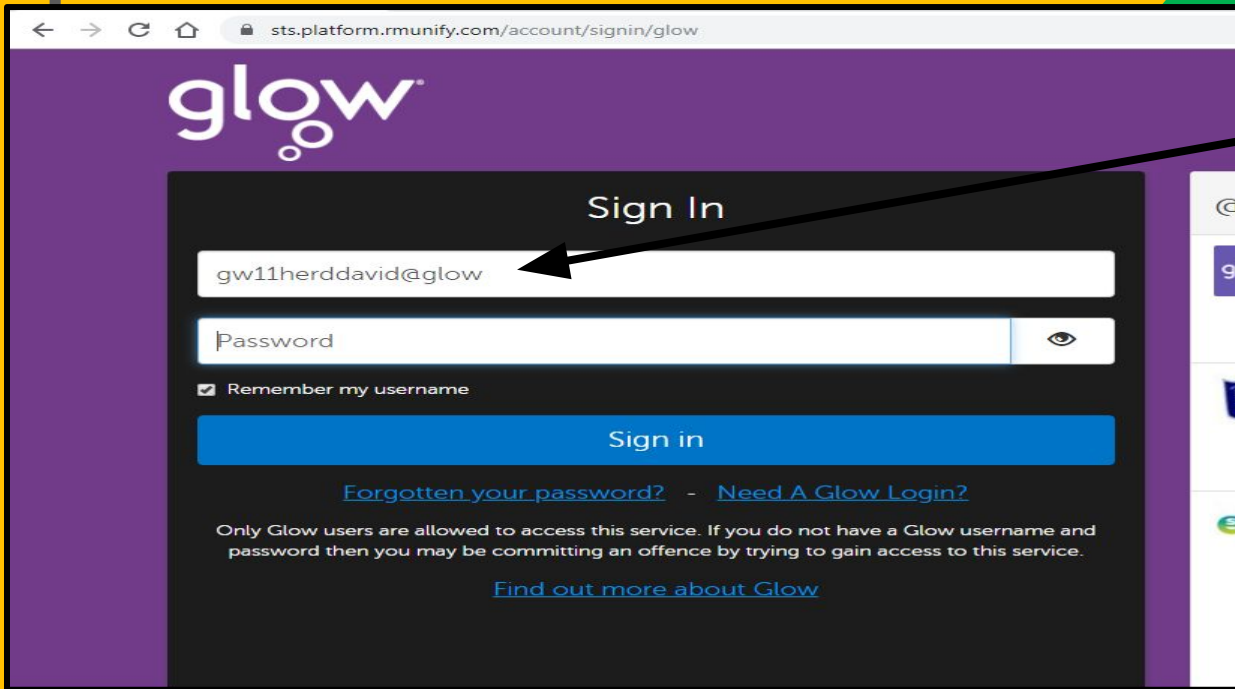
2

Search 'GLOW Login'

and sign in using GLOW
username and password

Example Glow email
gw14smithjohn@glow
.sch.uk

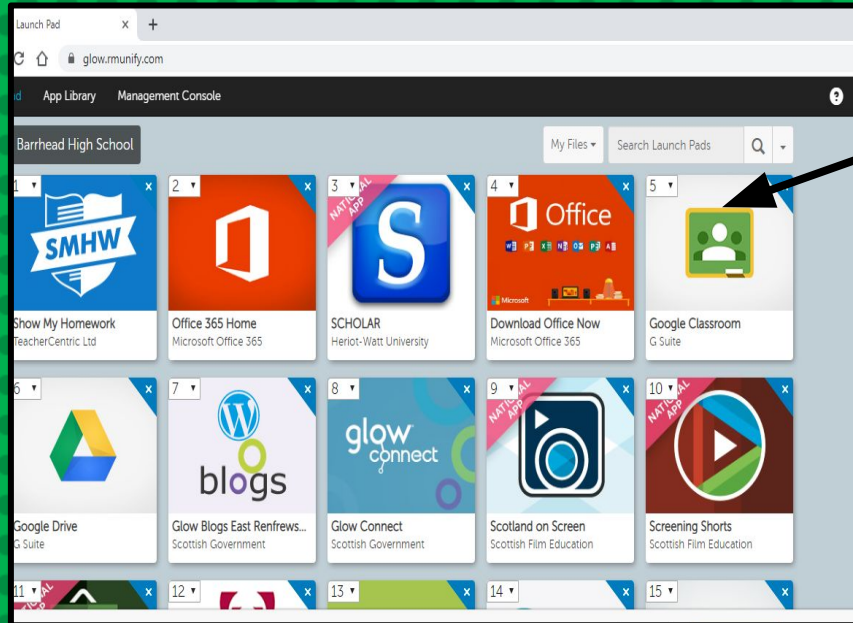
Getting Started



The screenshot shows a web browser window with the URL `sts.platform.rmunify.com/account/signin/glow`. The page features the GLOW logo at the top left. Below it is a dark grey sign-in form with the title "Sign In". The form contains a username field with the text "gw11herddavid@glow", a password field with the placeholder "Password" and a visibility toggle icon, and a checked checkbox labeled "Remember my username". A blue "Sign in" button is positioned below the fields. At the bottom of the form, there are two links: "Forgotten your password?" and "Need A Glow Login?". A disclaimer states: "Only Glow users are allowed to access this service. If you do not have a Glow username and password then you may be committing an offence by trying to gain access to this service." A link "Find out more about Glow" is located at the bottom of the form. An arrow points from the large number 3 to the username field.

3

Enter GLOW
username and
password



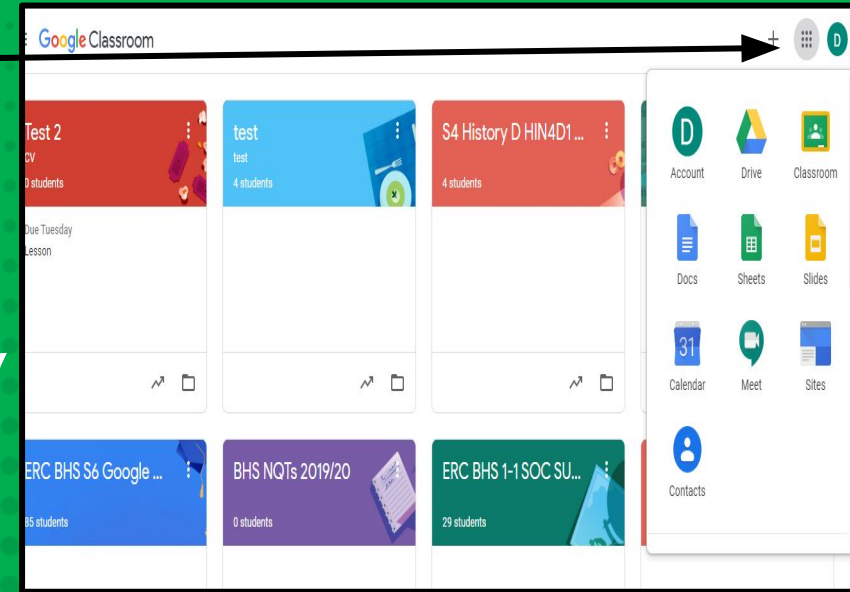
NOW YOU'LL SEE

that you are signed in to
GLOW and now just need to
select Google Classroom
tile

GOOGLE

SUITE

Click on the nine squares
(Waffle/Rubik's Cube) icon in the
top right hand corner to see
the Google Suite of Products!



GOOGLE ICONS TO RECOGNIZE:



CHROME



DOCS




DRIVE



SLIDES



SHEETS



FORMS



CALENDAR



GMAIL



PHOTOS



MAPS



KEEP



CLASSROOM



MEET



HANGOUTS



SITES



CONTACTS



CLOUD



CLOUD SEARCH



YOUTUBE




NEWS



VAULT



MY ACCOUNT

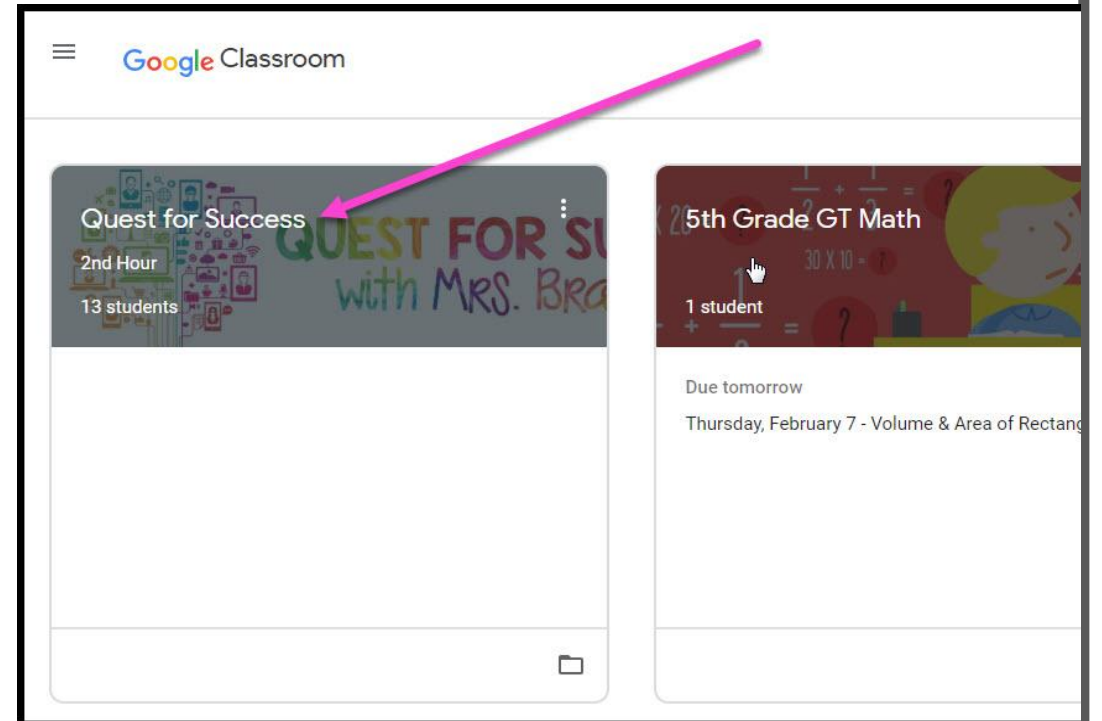


GROUPS

Navigating Classroom

1

Click on the class you wish to view.

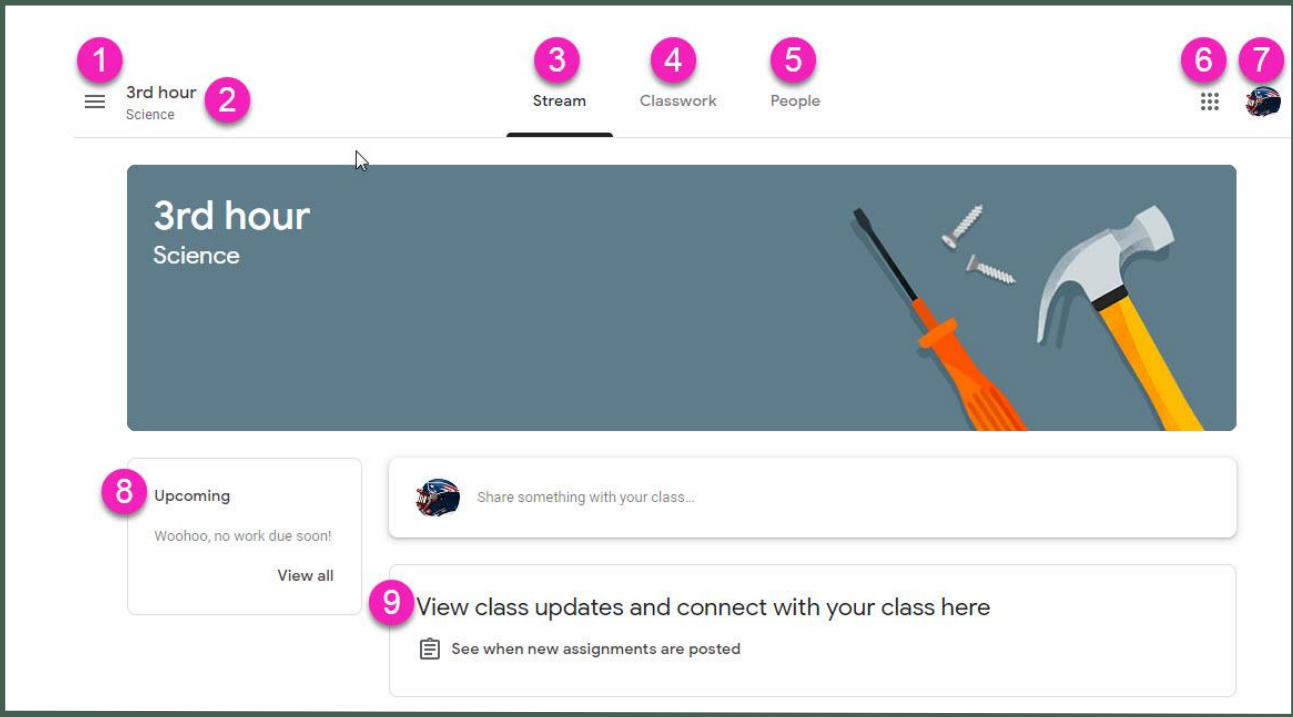


Navigating Classroom



 = High Interest for Parents

2

Page tools
(Left side)



The screenshot shows a Classroom page for '3rd hour Science'. The page layout includes a top navigation bar with a menu icon (1), the current class name (2), and tabs for 'Stream' (3), 'Classwork' (4), and 'People' (5). On the right side of the top bar are a waffle button (6) and a profile picture (7). The main content area features a header for the class (2) with a background image of tools, an 'Upcoming' section (8) with a 'View all' link, a sharing box, and a section for class updates (9) with a 'See when new assignments are posted' option.

- 1 Menu of Classes
- 2 Current Class
- 3 Announcements Page
- 4 Assignments 
- 5 Teacher(s) & Classmates
- 6 Waffle Button (App Directory)
- 7 Your account
- 8 Upcoming Assignments 
- 9 Updates from your teacher

Navigating Classroom

3

Assignment details

The screenshot displays the Classroom interface with the following elements and callouts:

- 1** Classwork Tab
- 2** View your work
- 3** Google Calendar and Class Drive folder
- 4** People
- 5** All topics
- 6** Benchmark Tests
- 7** Assignment Title: For the Week of September 2 - 6
- 8** Assignment Due Date: Due Today
- 9** Assignment Status: Assigned
- 10** Attached files/links: Day 1 - Multistep Equatio... PDF, Day 2 - Variables on Both... PDF, Day 3 - Infinite & No Solu... PDF, Day 4 - Algebraic Propor... PDF
- 11** Click to view assignment

1 Classwork Tab

2 See your Grades

3 See Due Dates

4 View your files

5 Topics available

6 Topic Headings

7 Assignment Title

8 Assignment Due Date

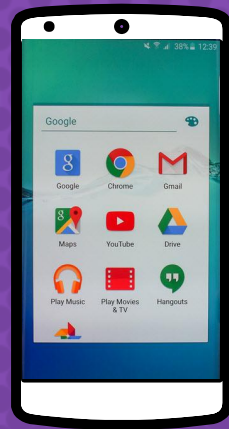
9 Assignment Status

10 Attached files/links

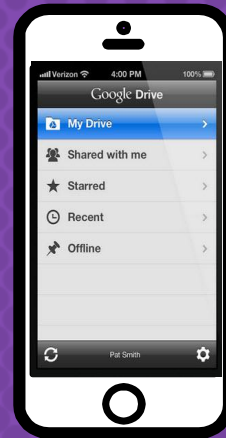
11 Click to view assignment

ACCESS

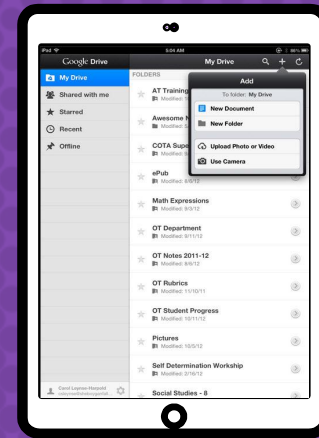
ANYWHERE



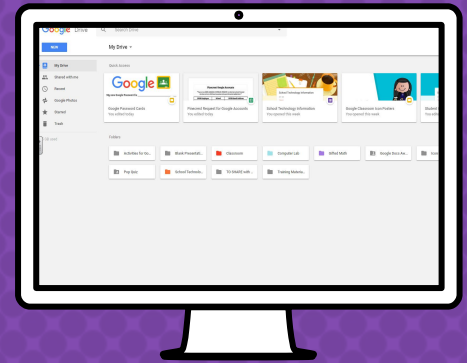
ANDROID



IPHONE



TABLET



DESKTOP

GOOGLE APPS



allow you to edit Google assignments from any device that is connected to the internet!
Follow the instructions on the next page, to see how to download GC App.



Download on the
App Store



GET IT ON
Google Play

You need your glow email still but you are required to change the ending of the email address:
gw14smithjohn@er.glow.scot



Download Google Classroom application from App Store

If you already have a Google email/account you need to select 'add new account' to sync with your GLOW email

Enter GLOW email but change the @ending – e.g. *gw11herddavid@er.glow.scot*

The GLOW login page will pop up, type in Glow email without any @ending (the GLOW ending is pre-set on this page)

Enter password

You should now have access to Google Classroom

QUESTIONS?



Email me at:
gw11herddavid@glow.sch.uk