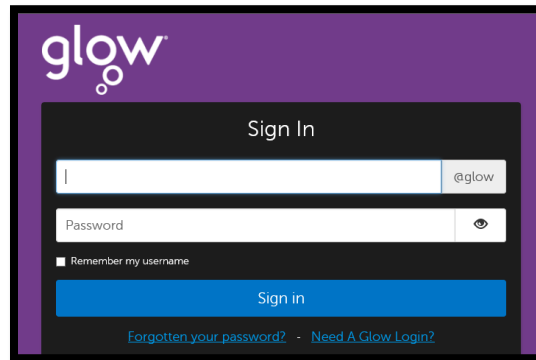



# Using Glow tools at home

## [What is Glow? Watch this overview video](#)

1. Navigate to <https://sts.platform.rmunify.com/account/signin/glow> on any internet-enabled device.



2. Your child uses their Glow login details to access the digital learning platform. Their username should be entered in the top box (for example **gw14smithjohn**) and their password in the bottom box. Your child will either know their username and password, or these details will have been provided to them by their teacher.
3. If your child has forgotten their password then you should fill in this form: [Glow password reset request](#) Within 3 hours, your child's password will be reset temporarily to **changeme1234** and then at next login your child will be asked to change their password to something else.
4. When logged in, your child has access to the same apps and platforms that they are already familiar with in school. These look the same as they do in school. These include Google Classroom, Google Drive, OneDrive and Microsoft 365 tools.



Google Classroom (mainly in BHS) and Microsoft Teams are used in East Renfrewshire schools as digital classrooms, where teachers and students can communicate with each other and where assignments and other learning activities can be posted. Google Drive and OneDrive are online storage apps for files, photos and other learning resources. Files can also be shared between teachers and students in these areas.


**It is important to remember that comments in these virtual learning environments should only be between students and teachers. Parents should contact schools through the usual channels (phone or email).**

## Download Microsoft Office365

Office 365 Pro Plus allows all Glow users to download the latest version of the Microsoft Office Suite on to a total of 15 home machines and personal devices, free of charge. This includes Word, Excel, PowerPoint, Access, OneNote and Sway.

To download it, click the tile indicated above on the Launch Pad.

For more specific instructions for downloading on a PC or Mac, or and iPad or iPhone, please visit this link:  
<https://glowconnect.org.uk/help-with-glow/microsoft-office-365/office-365-proplus/>



### Show My Homework

Homework has always been issued via Show My Homework and staff may use this application to assign work or materials (alongside Google Classroom). A parent/carer guide to using SMHW can be found here:

<https://blogs.glowscotland.org.uk/er/public/Barrhead/uploads/sites/71/2018/08/Show-My-Homework-Parent-Booklet-Barrhead.pdf>

If you do not have your parent/carer code please email: [gwl1herddavid@glow.sch.uk](mailto:gwl1herddavid@glow.sch.uk)

### Google Classroom Parent/Carer Guide

Please see school website for a detailed Google Classroom parent/carer guide.