



# National 4/5 Design Outcome 1 Unit Assessment

*Analyse the factors influencing designers and design practice*

Name.....Class.....

Task 1 : Read over the design brief and fill out the boxes as required. You must then write your own design brief based on the information and design requirements.

N4/N5 Jewellery Design Brief		
Name:		Class:
What are you planning to design?		
Armpiece / Bracelet	Neckpiece	Large scale body jewellery
What is your theme/source of inspiration? Your teacher will discuss this with you to ensure it is suitable		
<b>Design and Designer Influences</b> You must explore the work of at least 2 designers (1 historical & 1 contemporary) and analyse two pieces of work for each designer. The work must be relevant to your own design work.		
Historical (pick at least one designer)		Contemporary (pick at least one designer)
<b>Art Nouveau</b> (Design style) Archibald Knox Rene Lalique Frederic Boucheron <b>Art Deco</b> (Design style) Raymond Templier Jean Foquet		Arthur Hash Nora Fok Peter Chang Marjorie Schick Ana Hagopian Saloukee (Sarah Kelly) Shaun leane Louise Perrone Other.....
<b>Target Market/Client</b> It could be a particular client with an individual style, a character from a stage show or a target market eg. Female catwalk model, teenage punky female etc. You must do your research on your target market and collect image(s) related to them.		
Gender: Male Female Unisex	Age Group: Teenage 18-25 20-30 30+	Style: Stylish Funky Fashion conscious Vintage Quirky Edgy Classic Arty Punk Retro Miminal
Target market /client:		
<b>Design Considerations</b> <ul style="list-style-type: none"> <li>The design should use a limited amount of colour, no more than three and be related to your theme.</li> <li>The design should be made mostly from paper but you can add other materials</li> <li>The piece must have a sculptural approach and be able to be easily seen</li> <li>The design should be easily worn</li> </ul> <b>Are there any other design issues that you should consider as part of your brief?</b>		
Function	Materials	
Ergonomics	Safety	
Aesthetics/Style/Form	Cost	
Notes:		

**N4/N5 Jewellery Design Brief**

**Based on the information you have provided overleaf you must write your own design brief** which has the following;

- clear design requirements.
- Be clearly explained. Be specific avoid being vague.
- Be flexible enough to allow for creativity.

Example of a poorly written design brief;

*"I am going to design a headpiece that has flowers on it, as I really like flowers. It should be bright and colourful and is aimed at 15-50 year olds."*

Teacher Feedback: *What is the function? Where is it likely to be worn? What type of person would it appeal to, be specific. What are the restrictions regarding colour and materials? What is your source of inspiration? Think about the style and size*

An Example of a properly completed design brief;

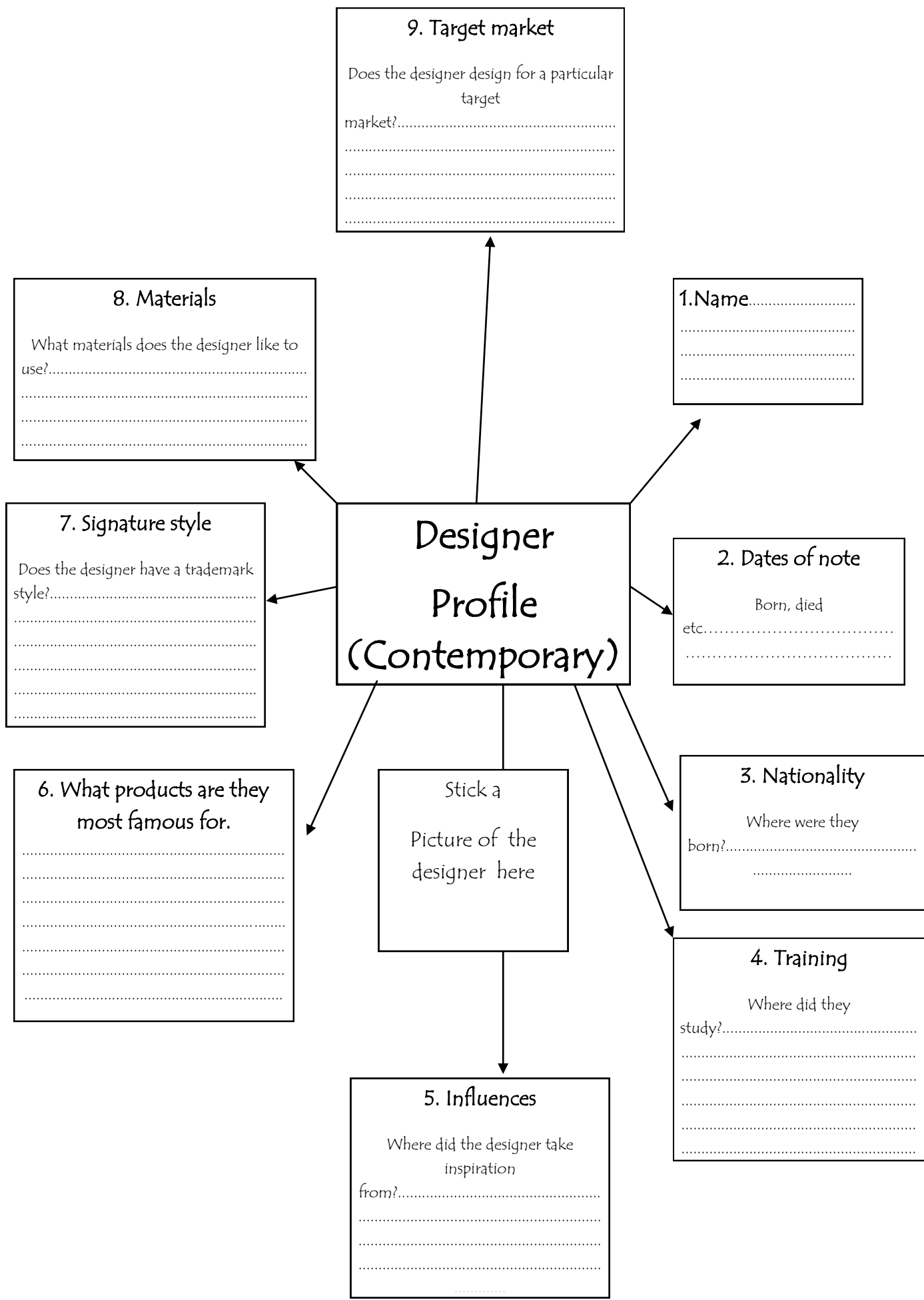
*"I am going to design a headpiece for a special occasion like a red carpet event. The target market is young female, aged between 20 - 30 with an edgy style. It should be influenced by the floral theme but with a modern twist. The colours should be bright and warm and must be restricted to three colours. The design should fit comfortably on the head and be easy to take on and off. It must stand out in photographs and be clearly visible from a distance whilst containing detail and pattern which can be viewed close up.*

In the space provided below you must write up your own design brief and get feedback on it before getting it typed up as this will be included in your overall submission.

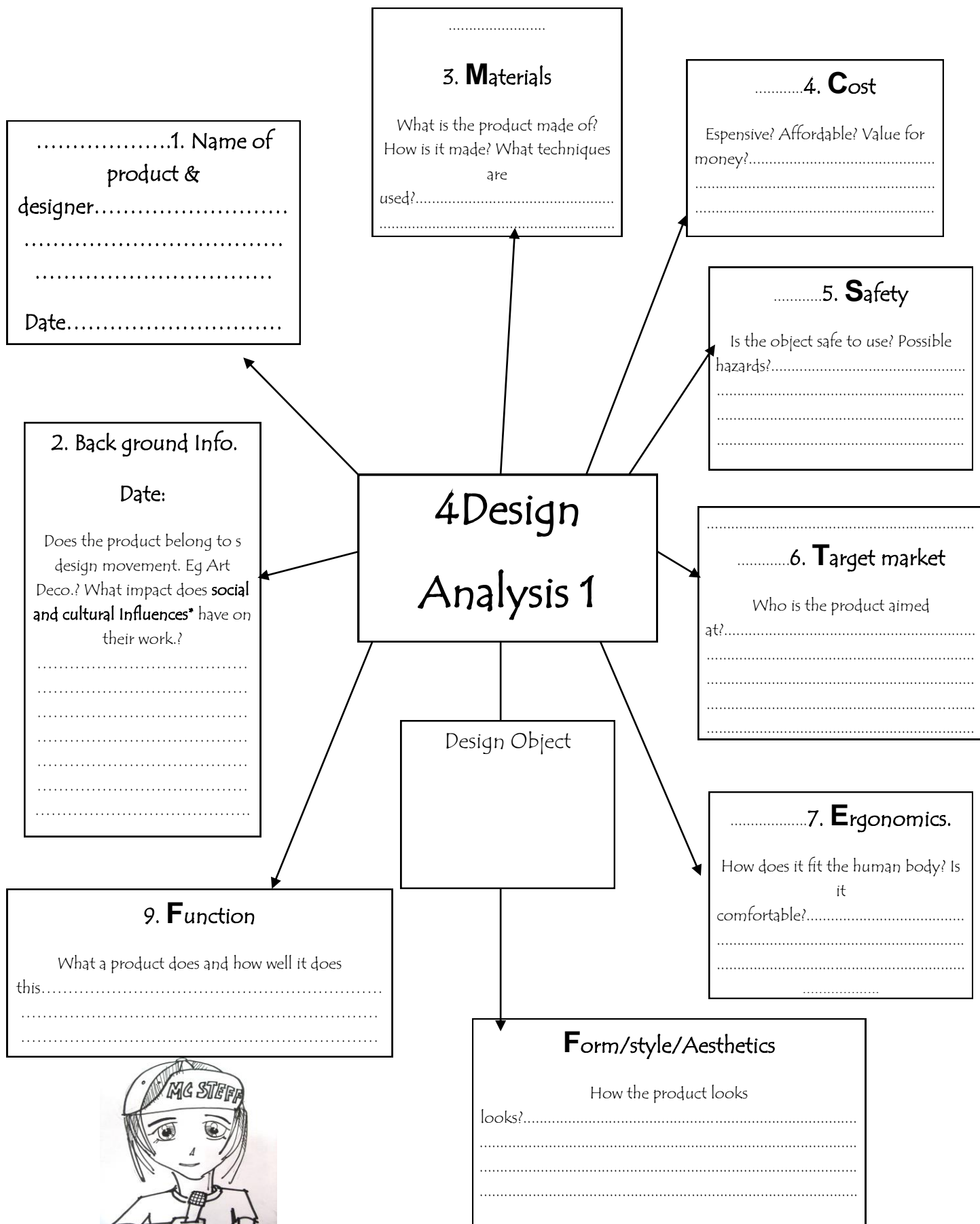
Design Brief

Feedback

Task 2 : Complete profile of your chosen contemporary designer ( remember they should be relevant to the design work you are completing just now) . Find out as much information as you can and complete the boxes



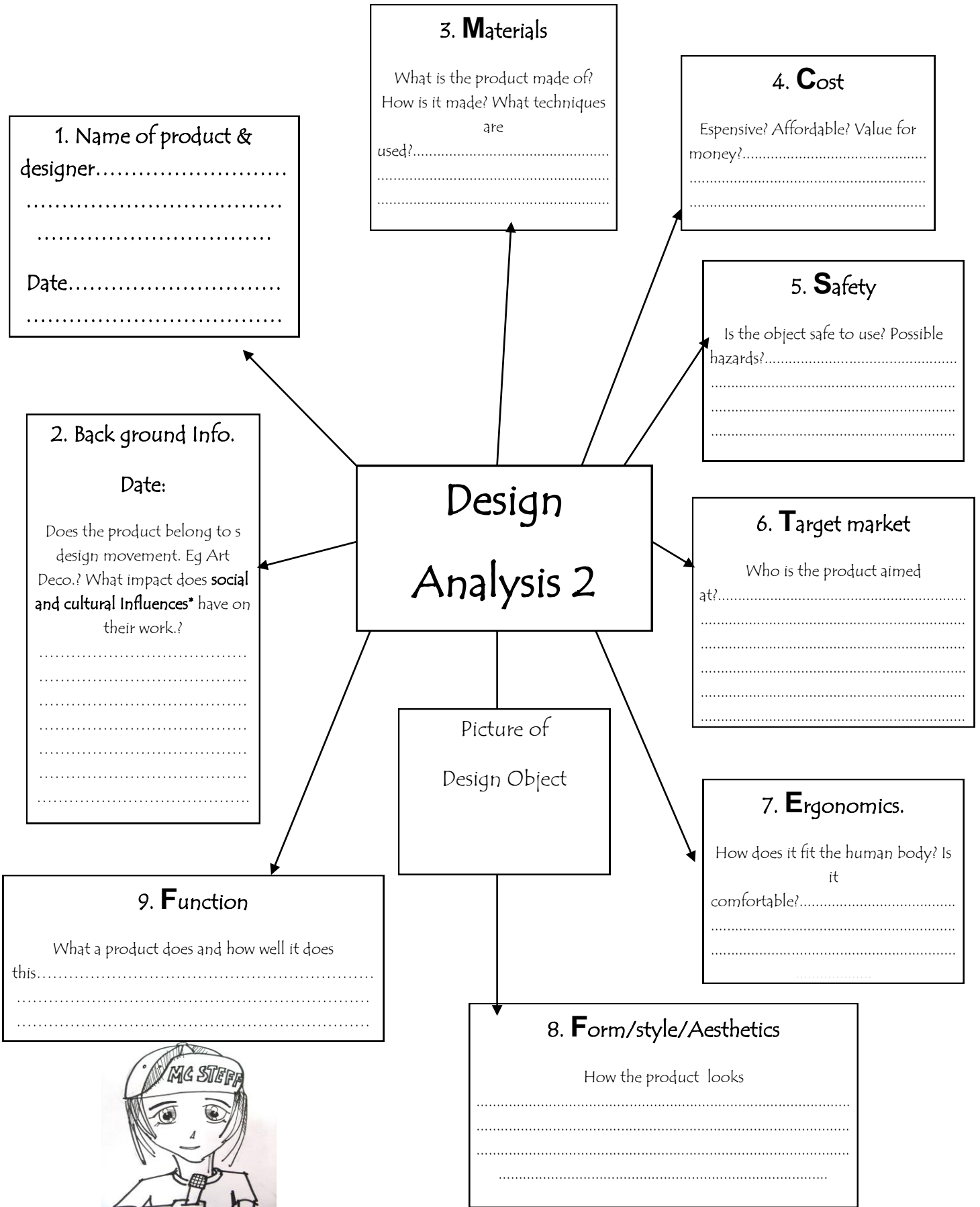
Task 3/1 : Complete a design analysis of one of your chosen contemporary designer's work. This is the first part you must do the same thing for a second design item.



**STEFF** Remember

**Social and cultural influences are things like** – Fashion, eg. Punk, Glamour etc. trends eg. Eco friendly, Recycled, Design movements eg. Art Deco, new technology/ materials.

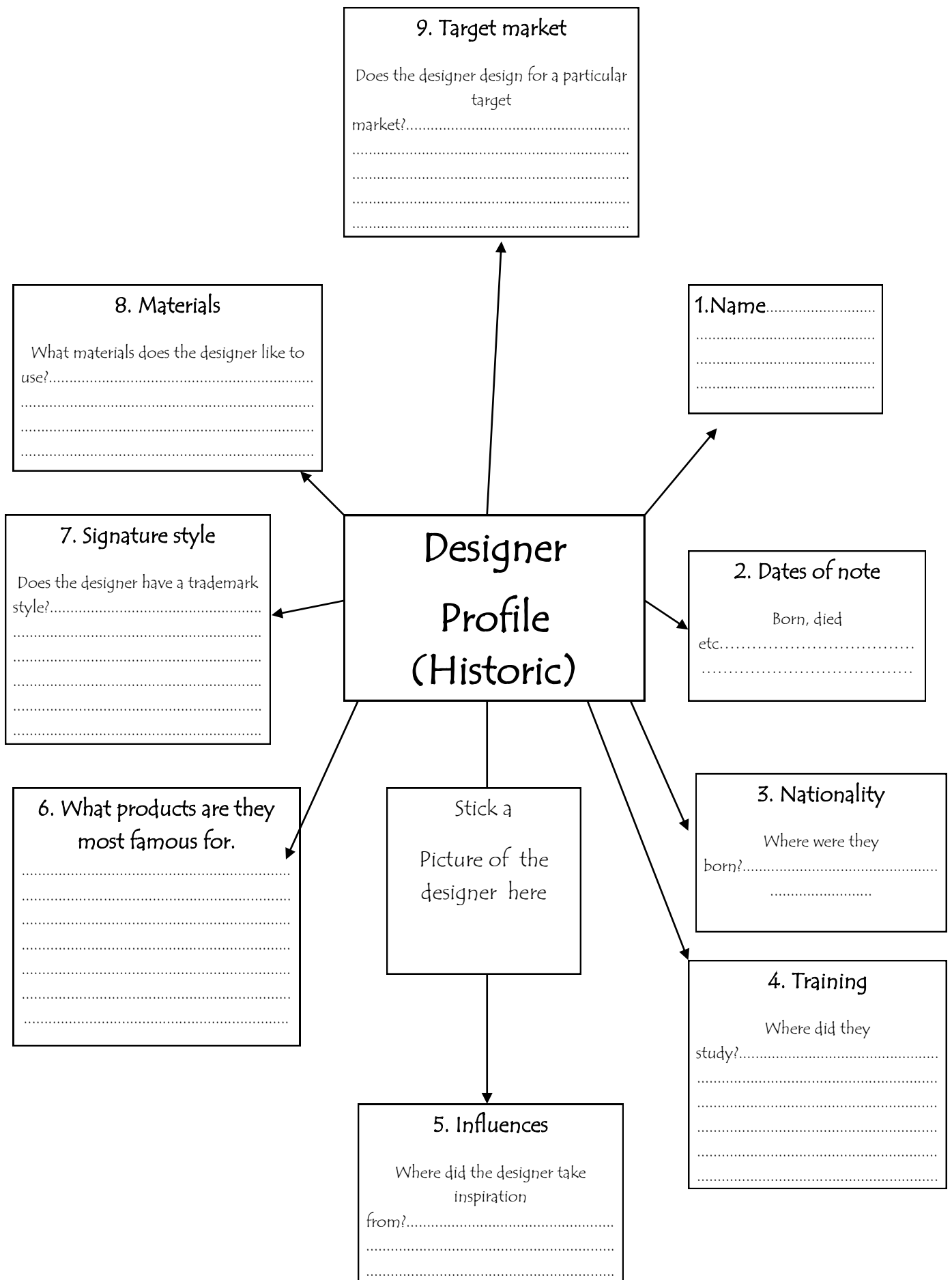
Task 3/2 : Complete a second design analysis of one of your chosen contemporary designer's work.



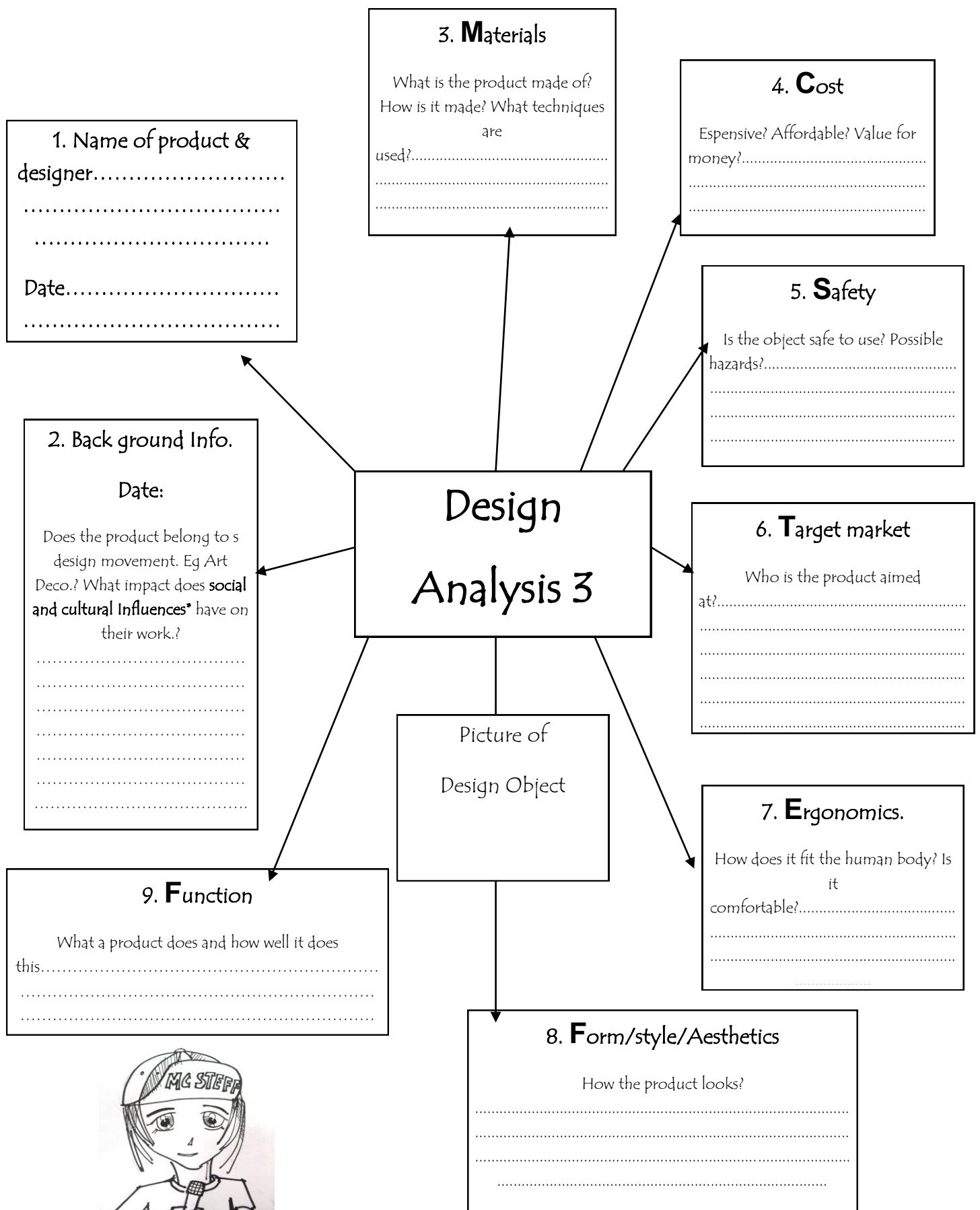
Remember **MC STEFF**

**Social and cultural influences are things like** – Fashion, eg. Punk, Glamour etc. trends eg. Eco friendly, Recycled, Design movements eg. Art Deco, new technology/ materials.

Task 4 : Complete profile of your chosen historic designer ( remember they should be relevant to the design work you are completing just now) . Find out as much information as you can and complete the boxes



Task 5/1 : Complete a design analysis of one of your chosen historic designer's work. This is the first part you must do the same thing for a second design item.



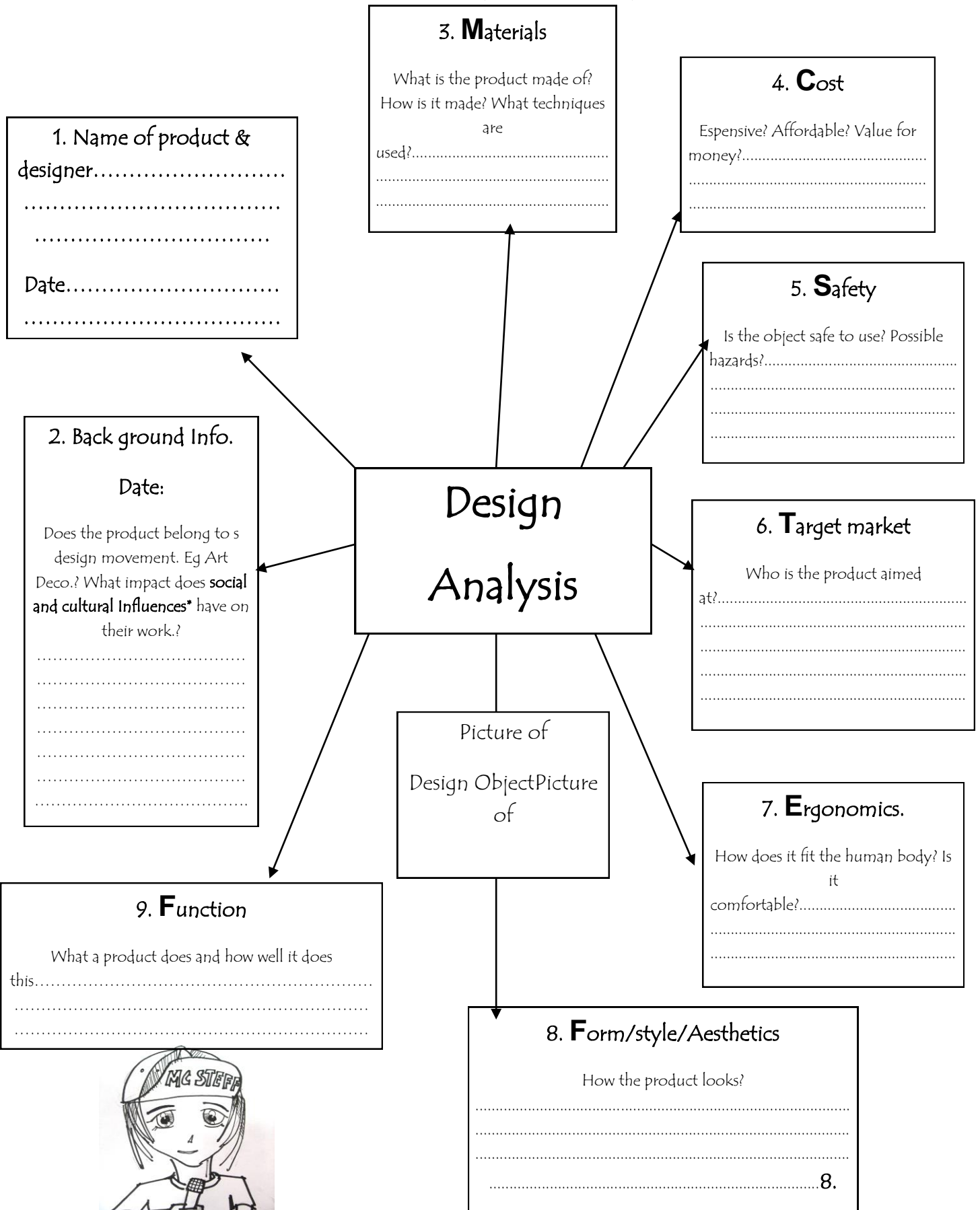
Remember

**MC STEFF**

**Social and cultural influences are things like** – Fashion, eg. Punk, Glamour etc. trends eg. Eco friendly, Recycled, Design movements eg. Art Deco, new technology/ materials.



Task 5/2 : Complete a second design analysis of one of your Historic designer's' work



Remember

**MC**

**Social and cultural influences are things like** – Fashion, eg. Punk, Glamour etc. trends eg. Eco friendly, Recycled, Design movements eg. Art Deco, new technology/ materials.

All evidence must be kept in this booklet. If there is any work that has been typed up or in any other format a hard copy must be kept and included with this booklet.

This work forms the basis of the internal assessment and will be reviewed on a pass/ basis.

Outcome	Assessment Standard & Description	Description of evidence	Pass/Fail	Work to complete
<b>1 Analyse the factors influencing designers and design practice</b>	<b>1.1</b> <i>Describing how designers use design material, techniques and technology in</i>			
	<b>1.2</b> <i>Describing the impact of the designers' creative choices and design decisions</i>			
	<b>1.3</b> Analysing the impact of social and cultural influences on designers and their work.			