











Have fun learning in the snow



<p>Follow the links for more ideas or information about snow.</p>	 <p>Make a snow face on a tree or wall. Time how long it stays there for.</p>	<p>Wrap up warm and make a snow angel.</p> 	<p>Wear a dark jacket and collect snowflakes on your sleeves. Look at them through a magnifying glass or download a magnifying app on your phone.</p> 
<p>Look for animal tracks in the snow. Which animal do they belong to?</p> 	<p>Cool Maths Games Winter snow puzzles</p> 	<p>Read some snow/winter poems then write your own.</p> 	<p>Make a big snowball and a small one. Watch them and see which one melts first. Time how long they take to melt.</p> 
<p>Make two snowballs the same size. Make one as tightly packed as you can – squeeze it really hard. Make the other one less tightly packed. Take them inside, put them into two cups or mugs, let them melt and compare how much water was in each one.</p>	<p>Get a stick and draw pictures in the snow. Write your name in the snow. Build a snowball mountain. Have a snowball throwing competition – who can throw it the furthest?</p>	<p>Find out about the weather forecast for</p> <p>BARRHEAD</p>	 <p>How is snow formed? Info for parents or older children</p>