

Spelling Common and Tricky Words Chilli Challenge

You can choose whether to practise the mild, hot or spicy spelling words. Use the spelling menu below to practise your words and remember to challenge yourself! You may choose to complete all of the activities on the spelling menu or just 3, it is entirely up to yourself!

MILD

hundred	surprise
million	busy
listen	hear
above	allow
eight	where




HOT

example	earth
mother	though
father	group
stretch	bought
people	watch

SPICY

usually	quickly
health	wrote
lonely	young
friend	answer
although	island

SPELLING MENU

<p>1. ABC Order</p>  <p>Write all of your spelling words in alphabetical (ABC) order.</p>	<p>2. Word Parts</p> <p>Write your words. Then use a coloured pencil to divide the words into syllables. e.g. jumping caterpillar</p>	<p>3. Other Handed</p> <p>Write each word 5 times, switching the hand you write it with each time. Say the word as you spell it.</p>	<p>4. Vowel Spotlight</p> <p>Write your words using one colour for the vowels and another colour for the consonants. (vowels: a, e, i, o, u)</p>
<p>5. Use Technology</p> <p>Type out your spelling words on the computer. Try to use at least 4 different fonts.</p> 	<p>6. Pyramid Words</p> <p>s sp spe spel spell spelli spelling spelling spelling</p> <p>(or make them boat shaped, star, smiley face, etc.)</p>	<p>7. "Ransom" Words</p> <p>"Write" your words by cutting letters out of a newspaper or magazine and gluing the letters on a piece of paper to spell your words.</p> 	<p>8. Rainbow Words</p> <p>Write your spelling words with coloured pencils. Make each letter a different colour.</p> 