






P1 Home Learning Grid Week Beginning 08/02/2021

Home Learning tasks should be completed during the week and uploaded/emailed for feedback by a Thursday afternoon.

Please note that you do not need to complete ALL tasks, below gives suggested days for completion.



| |  Numeracy |  Literacy |  HWB |  Other |
|------------|---|--|---|--|
| Mon | <p>Mixed calculations LI - to identify the correct calculation to complete. Task - Have a look at the calculations below and work out the answer. Some are add and some are subtract. Watch out for the + and - ! Everyone should complete the core calculations and have a go at the challenge if you want. *You can use any resources to help - 10 frame, number line, numicon etc.</p> <p>Core - 4+3, 6-2, 2-2, 6+3, 7-5, 8+2. Challenge - 10+6, 11-7, 12-10, 9+8, 14-5, 17+2.</p> | <p>Phonics* LI - to recognise 'ng' phoneme. New sound - see video with Miss Weir and follow up PowerPoint (Phonics Day 1).</p> <p>Spelling LI - to decode tricky words Task - see document 'Spelling'.</p> | <p>P.E LI - to keep active. Take part in Joe Wicks morning workouts.</p> | <p>Art/Topic LI - to make a map of Scotland. Task - make a map of Scotland using any materials you want! You can paint it, draw it, use outdoor materials to make it.. whatever you like!</p> <p>You must include all 7 Scottish cities on your map.</p> |
| Tue | <p>Number Talks* LI - to explore number bonds.</p> <p>Number talks session 1 - See video with Miss Weir.</p> <p>Follow up activity - make all of your number bonds for the number 7.</p> | <p>Phonics LI - to read and recognise 'ng' phoneme words within a text. Day 2 - Phoneme story. Task - try to read the phoneme story, sounding out the words and highlight or write down all the 'ng' phoneme words you can find.</p> | <p>Check In</p> <ul style="list-style-type: none"> • How are we feeling? • Any news, • Any questions about learning grid, • Fun game. <p>Live session with Miss Weir at 9.30am.</p> | <p>Digital Technologies LI - to understand how to stay safe when using the internet. Watch and listen along to 'Detective Digiduck' about internet safety. Activity - Make your very own 'Digiduck' mask. Wearing your</p> |




P1 Home Learning Grid *Week Beginning 08/02/2021*

Home Learning tasks should be completed during the week and uploaded/emailed for feedback by a Thursday afternoon.

Please note that you do not need to complete ALL tasks, below gives suggested days for completion.



| | | | | |
|-------------------|--|---|---|--|
| | | <p><u>Writing</u> LI - to describe a character. Task - You are going to think of some different words to describe The Rainbow Fish. Re-read 'The Rainbow Fish' and try to spot some words that describe Rainbow Fish. Have a go at writing these words down! Challenge - write them in a sentence. E.g. 'The fish is shiny.'</p> | | <p>mask, tell someone at home what you have learned from the Detective Digiduck story and get an adult to film you to send in.</p> |
| <p>Wed</p> | <p><u>Patterns</u> LI - to continue a repeated pattern. Last week you were asked to create your own pattern, using any materials. This week you are going to continue a repeated pattern - remember you'll need to have a good look at the pattern to be able to continue with it! Task - complete pages 13, 14 and 15 in your workbook A12 from your pack. <u>Number Talks*</u> LI - to explore number bonds. Number talks session 2 - See video with Miss Weir.</p> | <p><u>Phonics</u> LI - to use the high 5 strategy to word build. Day 3 - s/m/b/b/r/w. Task - use the high 5 strategy to word build using your phoneme word list. Draw pictures to match. Challenge - can you think of your own 'ng' words? Write them down and draw pictures to match.</p> <p><u>Reading*</u> LI - to understand the text. Read - 'Eating Fruit' on Gidgets. Remember to turn on audio to listen</p> | <p><u>Sid and SHANARRI</u> LI - to discuss how to stay active. Click on the link and select 'active' from the wellbeing web - http://sidandshanarri.co.uk/ Can you think of ways to keep active? Share them with someone at home and we will discuss at live session.</p> | <p><u>RRSA</u> LI - to identify how to stay safe online.</p> <p>Look at the PowerPoint and complete the activities within.</p> |




P1 Home Learning Grid *Week Beginning 08/02/2021*

Home Learning tasks should be completed during the week and uploaded/emailed for feedback by a Thursday afternoon.

Please note that you do not need to complete ALL tasks, below gives suggested days for completion.



| | | | | |
|-----|---|--|--|--|
| | | <p>to the story first before you try to read it yourself.</p> <p>Task - Watch the video which introduces the strategy - 'Find it, Prove it, Talk about it'.</p> <p>Complete the 'Find it, Prove it, Talk about it' comprehension task for 'Eating fruit' story.</p> | | |
| Thu | <p>Subtraction*</p> <p>LI - to subtract using number line. Watch the video with Miss Weir then complete the worksheets attached using your number line.</p> <p>Challenge - try the 'subtraction to 20' worksheet.</p> | <p>Phonics</p> <p>LI - to spell 'ng' words.</p> <p>Task - complete the 'ng' cut and stick activity sheet attached.</p> <p>Letter formation*</p> <p>LI - to form letters correctly.</p> <p>Task - Practise your letter formation for your 'submarine' letters. Remember these letters hang below the line. See Miss Weir's video.</p> <p>Letters - f, g, j, p, q, y.</p> | <p>Check In</p> <p>Focus on and discuss SHANARRI indicator 'active'.</p> <p>Live session with Miss Weir at 9.30am.</p> | <p>Eco</p> <p>LI - to care for an animal in our local area.</p> <p>Task - Click on the attachment on your blog for some suggestions on how to help wildlife in your area.</p> |
| Fri | <p>Sumdog</p> <p>Try playing some numeracy games and activities.</p> <p>Number Talks*</p> <p>LI - to explore number bonds.</p> <p>Number talks session 3 - See video with Miss Weir.</p> | <p>Education City</p> <p>Try some literacy activities.</p> | <p>Outdoor activity</p> <p>Take some time this week to get outside for some daily exercise or activity. This might be a run, a walk, playing in your garden. Whatever you like, and don't forget to send me pictures!</p> | <p>Fairtrade</p> <p>LI - to research how Fairtrade chocolate is made. Think about our discussion the last few week's about how FT chocolate is made.</p> |



P1 Home Learning Grid *Week Beginning 08/02/2021*

Home Learning tasks should be completed during the week and uploaded/emailed for feedback by a Thursday afternoon.

Please note that you do not need to complete ALL tasks, below gives suggested days for completion.



| | | | | |
|--|--|--|--|---|
| | | | | Task - complete pages 1-3 in your research booklet attached. Bring along to live lesson at 9.30am. |
|--|--|--|--|---|