






P1 Home Learning Grid *Week Beginning 25.01.2021*

Home Learning tasks should be completed during the week and uploaded/emailed for feedback by a Thursday afternoon.

Please note that you do not need to complete ALL tasks, below gives suggested days for completion.



	 Numeracy	 Literacy	 HWB	 Other
Mon	<p>Ordering Numbers* LI - to order numbers up to 20.</p> <p>Watch the online video - attached.</p> <p>Activity - make your own number cards from 0-20 and put them in order.</p> <p>Challenge - can you rearrange your number cards and put them in order counting backwards, starting at 20?</p>	<p>Phonics - consolidation week LI - to make words with 'qu' phoneme. Use magnetic letters to make 'qu' words. Challenge - can you write them in a short sentence?</p> <p>Spelling - should be practised daily for 10 mins LI - use spelling strategies to decode tricky words. Task - Choose some strategies from the attachment to help spell your words. Core tricky words - a, at, the, I, in, it, an, is, and. Challenge tricky words - am, me, my, did, as, he, can, we, into. Activity - Choose an activity per day from the attachment to practise these words.</p>	<p>P.E Take part in Joe Wicks morning workouts - these are on YouTube every Monday, Wednesday and Friday mornings.</p> <p>Or...</p> <p>Try a new workout - you will find the video on the blog.</p>	<p>Art LI - to use the weaving technique to make Tartan.</p> <p>Make your own tartan - see PowerPoint video for help.</p> <p>*Alternatively, you can design your own tartan using different materials if you wish.</p>





P1 Home Learning Grid *Week Beginning 25.01.2021*

Home Learning tasks should be completed during the week and uploaded/emailed for feedback by a Thursday afternoon.

Please note that you do not need to complete ALL tasks, below gives suggested days for completion.



<p>Tue</p>	<p><u>Number Talks*</u> LI - to find 'how many?' in dot patterns without having to count. Number Talks - see video.</p>	<p><u>Phonics</u> LI - to say, make/break, blend, read and write phonemes. Task - Make a phoneme flower. Choose a focus joined phoneme (qu/sh/th) and make a phoneme flower like the one above.</p>  <p><u>Grammar*</u> LI - to identify words that rhyme. Watch - PowerPoint Video. Task - Rhyming words worksheet (see attachments).</p>	<p><u>Check In</u></p> <ul style="list-style-type: none"> • General check in. • Any questions on this week's learning grids. <p>Live session 9.30am with Miss Weir.</p>	<p><u>Rights Respecting School</u> LI - to understand and become familiar with children's rights. P4/5 are focussing on the 'Rights Respecting School Award' and Miss Wallace has asked us to join with a task as we will all work together to receive the RRSA. Watch the PowerPoint called RRSA. Complete the activities within the PowerPoint.</p>
<p>Wed</p>	<p><u>One more/One less*</u> LI - to find what one more or one less is from a number. Watch the online video - attached. For the activity you will need:</p> <ul style="list-style-type: none"> • Your number cards that you made on Monday (0-10). • Some counting objects (can be lego, cubes, counters) etc. • 2p coin. 	<p><u>Phonics</u> LI - to sound out and spell phoneme words. Choose how you would like to write these words - queen, ship, bath, mash, this, quack, then.</p> <ul style="list-style-type: none"> • Shaving foam • Pasta • Flour • A stick in the dirt 	<p><u>Sid and SHANARRI</u> LI - to discuss something you have achieved. Click on the link and select 'achieving' from the wellbeing web - http://sidandshanarri.co.uk/ Can you think of a time you achieved something? Share this with a family member or write it down.</p>	<p><u>Scotland</u> LI - to identify the capital city of Scotland and what it's famous for. Find out and research the capital city of Scotland. What is it famous for? Are there any landmarks in this city? Activity - Build your own Castle. You can do this using anything</p>




P1 Home Learning Grid *Week Beginning 25.01.2021*

Home Learning tasks should be completed during the week and uploaded/emailed for feedback by a Thursday afternoon.

Please note that you do not need to complete ALL tasks, below gives suggested days for completion.



	<p>Challenge - try the activity with numbers to 20.</p>	<p><u>Reading/Writing*</u> LI - identify rhyming words within a story. Listen along to 'Room on the Broom' in Scots - see video. Activity - identify any rhyming words and try to write them down (don't forget to sound them out if you're not sure how to spell them).</p>		<p>you have in the house! I can't wait to see them all.</p>
<p>Thu</p>	<p><u>Doubles</u> LI - to recognise doubles. Let's practise our doubles up to 10. https://www.topmarks.co.uk/maths-games/hit-the-button Activity - Draw pictures to show your doubles. Challenge - can you practise doubles up to 20?</p>	<p><u>Phonics</u> LI - to write sentences independently. Sentence dictation - see attachment. Funky Phonics - see attachment.</p>	<p><u>Check In</u></p> <ul style="list-style-type: none"> Focus on SHANARRI indicator 'achieving' <p>Live session with Miss Weir at 9.30am.</p>	<p><u>Eco-Committee</u> LI - to monitor wildlife in my area. P6/7 are focussing on the 'Eco' committee and Miss Campbell has asked us to join with a task. Task - Make a birdfeeder to bring birds into your area. Find instructions for this in the attachment provided.</p>
<p>Fri</p>	<p><u>Sumdog</u> Try playing some numeracy games and activities.</p>	<p><u>Education City & Giglets</u> Try some literacy activities linked to your learning this week and read a new book on Giglets.</p>	<p><u>Walk of the Week</u> Send in some pictures of 3 things you have seen on your favourite walk this week.</p>	<p><u>Fairtrade</u> LI - to identify how Fairtrade chocolate is made. From bean to bar - see how Fairtrade chocolate is made.</p>



P1 Home Learning Grid *Week Beginning 25.01.2021*

Home Learning tasks should be completed during the week and uploaded/emailed for feedback by a Thursday afternoon.

Please note that you do not need to complete ALL tasks, below gives suggested days for completion.



				Ahead of live session at 9.30am with Miss Weir please look at 'From bean to bar' PowerPoint.
--	--	--	--	--

Activities with an * are pre-recorded/video lessons.

Activities highlighted in green are live lessons.