






P2/3 Home Learning Grid *Week Beginning 18.01.2021*

Home Learning tasks should be completed during the week and uploaded/emailed for feedback by a Thursday afternoon.

Please note that you do not need to complete ALL tasks, below gives suggested days for completion.



	 Numeracy	 Literacy	 HWB	 Other
Mon	<p><u>Fractions*</u> LI - to recognise that two halves make one whole. Introduction to fractions - <i>see warm up video.</i> Work through PowerPoint attached for intro to fractions.</p> <p>Activity - draw different shapes and split them in half. How can you check that they are halved?</p> <p>Video to support fractions – <i>see attached.</i></p>	<p><u>Phonics*</u> LI - to read and say the 'oy' phoneme. Phonics Day 1 - New sound - 'oy' (<i>see video</i>).</p> <p><u>Spelling</u> LI - to practise spelling tricky words. Use the 'tricky words' activity menu to choose different activities for spelling. <u>Try to do 1 activity per day.</u></p> <p>Tricky words - weeks 9-16 (<i>see attachment</i>). Challenge tricky words - attached.</p>	<p><u>Mindfulness Monday</u> Try some Cosmic kids yoga to relax - <i>see video.</i></p>	<p><u>RME</u> LI - to be aware of the Creation story. Bible stories - The Creation story (<i>see video</i>).</p> <p>Watch the video and tell someone at home the key aspects of the Creation story.</p>
Tue	<p><u>Number Talks*</u> LI - to find 'how many?' in ten frames without having to count.</p> <p><i>See video - Number Talks.</i></p>	<p><u>Phonics</u> LI - to make sentences using words with new phoneme. Phonics day 2 - <i>see PowerPoint</i></p> <p><u>Reading</u> LI - to read and recite a Scots poem. Scottish poem - 'The Sair Finger' Listen - <i>see video.</i> Read and practise - <i>see attachment.</i></p>	<p><u>Sid and SHANARRI</u> LI - to discuss what keeps you healthy Click on the link and select 'healthy' from the wellbeing web - http://sidandshanarri.co.uk/</p> <p>Can you think of what makes you healthy? Share this with a family member or write it down.</p>	<p><u>Art</u> LI - to draw a piece of art related to Scottish poem. Draw/make a piece of artwork related to your Scottish poem. You can use any materials - why not try using outdoor materials to make your artwork? *This will be over 2 weeks.</p>




P2/3 Home Learning Grid *Week Beginning 18.01.2021*

Home Learning tasks should be completed during the week and uploaded/emailed for feedback by a Thursday afternoon.

Please note that you do not need to complete ALL tasks, below gives suggested days for completion.



<p>Wed</p>	<p><u>Ordering numbers</u> LI - to order numbers to 100. Practise - https://www.topmarks.co.uk/ordering-and-sequencing/coconut-ordering Activity - see attachment. Challenge - draw an empty number line and count in 10s placing them on the number line.</p>	<p><u>Phonics</u> LI - to use say/make/break/blend/read/write strategy. Phonics day 3 - see video. <u>Writing</u> <u>LI - to make a dictionary of Scots words.</u> Use your poem to highlight Scots words and write down what they mean. You could - ask an adult what they mean or research the words. Challenge - can you use any of the words in a sentence? Eg. - A dropped ma specs.</p>	<p><u>Walk of the week</u> If you are out and about on a walk, have a look and send me pictures of what you saw. Keep an eye out on the blog as I will be posting pictures from my daily walks too!</p>	<p><u>Topic - Scotland</u> <u>LI - to name the 7 Scottish Cities.</u> Research and find out the 7 cities in Scotland. Have a look on a map and see where they are located. Activity - place all 7 on the blank map of Scotland (see attachment) and bring along to the live lesson.</p>
<p>Thu</p>	<p><u>Daily 10/Hit the button</u> LI - recall & use multiplication facts for 2, 5 & 10 tables. Practise 2/5/10 x tables. https://www.topmarks.co.uk/maths-games/daily10 https://www.topmarks.co.uk/maths-games/hit-the-button</p>	<p><u>Phonics</u> LI - to practise spelling words with 'oy' phoneme. Phonics Day 4 - Phonics Games. http://www.ictgames.com/mobilePage/forestPhonics/index.html</p>	<p><u>Check in</u> General check in - live session. <ul style="list-style-type: none"> • Reflection of the week. • Feelings. • Game. </p>	<p><u>Fairtrade</u> LI - to identify the difference between needs and wants. Basic wants and needs - live lesson.</p>
<p>Fri</p>	<p><u>Sumdog</u> Try playing some numeracy games and activities - EAC Sumdog competition.</p>	<p><u>Education City</u> Try some literacy activities.</p>	<p><u>P.E</u> Take part in Joe Wicks morning workouts.</p>	<p><u>Digital technology</u> LI - to use PowerPoint to make a short slide show. Make a short PowerPoint about a subject of your</p>



P2/3 Home Learning Grid Week Beginning 18.01.2021

Home Learning tasks should be completed during the week and uploaded/emailed for feedback by a Thursday afternoon.

Please note that you do not need to complete ALL tasks, below gives suggested days for completion.



				choice.
--	--	--	--	---------

Activities highlighted green will be live.

Activities with an * will be pre-recorded sessions.