

### Homework Activity Grid

Primary 5-7

August – October 2025

Below is a grid full of different activities for you to complete at home. These will support your learning in school. Try to have a go at as many of the activities as you can but make sure you always complete Activity 1 (Spelling Words) every week. The spelling words are in the grid below and are split into each spelling groups words for that week. Each child will know which group they are in and which words they should be practising. During “**consolidation week**” pupils should practise all spelling words from the previous weeks. This can also be used as a **challenge week** for pupils who would like to brainstorm their own words using the previously taught sounds and phonemes.



You can do as few or as many of the activities as you like but remember to have fun! If you complete any work and you would like to share it with your teacher, you can either email it in or bring it in to school so that we can celebrate your hard work and effort.

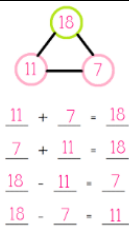
### Spelling Words

Week beginning	Green Book 3	Green (Tricky Words)	Orange Book 4	Orange (Tricky Words)
25.08.25	<u>Unit 1: ar, are</u> smart, starter, sparkle, sparkler, aware, beware	famous position certain different	<u>Unit 1: sure, ture</u> picture, nature, future, texture, fracture, departure	accommodate disastrous embarrass
01.09.25	<u>Unit 2: word roots (focus, extra)</u> actor, action, surely, ensure, porter, portable	separate consider notice enough	<u>Unit 2: ph (extra, extension)</u> phantom, pheasant, physical, prophet, elephant, paragraph	persuade prejudice amateur
08.09.25	<u>Unit 2: word roots (extension)</u> enjoy, joyful, enjoyment, scribe, scribble, inscribe, describe, description	medicine disappear minute various	<u>Unit 3: roots (focus, extra)</u> primary, primate, primrose, scribe, scribble, fluid, fluent, decade, decathlon	especially privilege ancient
15.09.25	<u>Unit 3: ir, ire</u> skirt, shirt, fire, inspire, expire, enquire, inspiration, retirement	mention weight experience	<u>Unit 3: roots (extension)</u> migrate, migration, emigration, biology, zoology, geology	exaggerate profession apparent

22.09.25	<u>Unit 4: auto, circum</u> circus, circular, autograph, automatic, circumference, autobiography	ordinary extreme particular	<u>Unit 4: double letters (focus, extension)</u> apple, attack, assembly, allow, appear, assistant, committee, disappoint, accidentally	excellent appreciate existence
29.09.25	<u>Unit 5: words ending in a I o u (focus, extra)</u> dingo, puma, kiwi, kangaroo, torpedo, volcano, emu, cargo, cuckoo, buffalo	perhaps opposite library	<u>Unit 5: connectives (extra extension)</u> after, when, while, however, although, whereas, whoever, alternatively, consequently, nevertheless	pronunciation attached explanation
06.10.25	<u>Unit 5: words ending in a I o u (extension)</u> spaghetti, pizza, chapatti, banjo, cello, piano, tomatoes, potatoes	Consolidation Week	<u>Unit 6: word origins (focus, extra)</u> cafe, beef, pork, hamburger, blizzard, toboggan, shawl, caravan, zero	Consolidation Week

## Homework Activity Grid - P5-7

<p><b><u>SPELLING</u></b> In your jotter, write out your spelling words 3 times using 'look, say, cover, write, check.'</p> <p><b>Write</b> a sentence for each of your spelling words showing you understand them.</p>	<p><b><u>SPELLING</u></b> Use the Spelling Menu and try to complete four different activities over the week to help you learn your spellings.</p> 	<p><b><u>READING</u></b> <b>Choose</b> a book or watch a trailer. <b>Write</b> a <b>prediction</b> about what you think it will be about. <b>Use</b> the title, author/director, pictures and blurb to <b>write</b> down your <b>prediction</b>.</p>	<p><b><u>READING</u></b> Choose a non-fiction book or text. How many of these features can you <b>find</b>?</p> <p>Title page Charts Contents page Index Glossary Heading Guide words Illustration/photograph Timeline Caption Diagram Label Map Graph</p>	<p><b><u>WRITING: RECOUNT</u></b> <b>Write</b> a short recount of an activity or event you took part in. It could be something from school, a trip, a celebration, a hobby or something fun you did over the weekend.</p> <p>Include:</p> <ul style="list-style-type: none"> <li>• Who, what, where and when</li> <li>• Events in chronological order</li> <li>• Descriptive language</li> <li>• Past tense</li> <li>• Closing sentence to show how you feel</li> </ul> <p>Think about... What did you do? Who were you with? Where and when did it happen? What was your favourite or funniest moment?</p>
<p><b><u>WRITING</u></b> Explanation texts are pieces of writing that <b>explain</b> something. They might tell you how or why something happens or give information on how to do something. Choose a topic to write an explanation about. It could</p>	<p><b><u>NUMERACY</u></b> Roll two dice to make a 2-digit number. Roll again to make a second 2-digit number. Add or subtract the numbers.</p>	<p><b><u>NUMERACY</u></b> You are going to the shop with £20 to buy items for a small party. Here is a list of possible items: Juice: £2.69 Crisps: £1.95 Cake: £5.49 Paper cups: £1.39</p>	<p><b><u>NUMERACY</u></b> Choose a times table to practise. Can you count out each station and bounce a ball to a partner.</p> 	<p><b><u>NUMERACY</u></b> <b>Complete</b> a fact triangle like the example below. Can you evolve it? <math>15 + 2 = 17</math> <math>150 + 20 = 170</math></p> <p>Can you include decimals? <math>1.5 + 0.2 = 1.7</math></p>

<p>be a how to guide on playing your favourite game, it could be an information document on the water cycle or an information document on a history topic.</p> <p>Remember to use headings and subheadings.</p> <p>For example: The Egyptians Titanic World War 2 Invention of Video Games</p>	<p><u><b>CHALLENGE</b></u> Roll three or four dice to get larger numbers. Use different strategies to calculate the answer. E.g. written method, make 10, adjusting, blank numberline.</p>	<p>Napkins: £1.10 Sandwich platter: £7.85 Fruit platter: £6.25 Chocolate biscuits: £2.25</p> <p><b>Choose</b> 5 items you'd like to buy. Round each item to the nearest £1 and <b>estimate</b> the total cost.</p> <p><b>Calculate</b> the actual total using a strategy. <b>Compare</b> the actual total with your estimation.</p>	<p>Or you can try Hit the Button on Topmarks.</p>	 <p><math>11 + 7 = 18</math> <math>7 + 11 = 18</math> <math>18 - 11 = 7</math> <math>18 - 7 = 11</math></p>
<p><u><b>HEALTH &amp; WELLBEING</b></u> <b>Practise</b> some of the skills we have been focusing on in PE.</p> <p>Choose some of the activities below using some resources at home.</p> <p><b>Create</b> your own version or own activity that focuses on each skill.</p>	<p><u><b>TOPIC: SOCIAL STUDIES</b></u> <b>Choose</b> a historic event. For example, World War 2, Titanic, The Egyptians. <b>Using</b> primary and secondary sources, research some facts. Find out what life was like, what were some important people, <b>compare</b> life then and life today. <b>Post</b> your findings on the class blog.</p>	<p><u><b>TOPIC: SOCIAL STUDIES</b></u> Make a <b>list</b> of the goods and services that you use in your household. Ask an adult how these are paid for. <b>Compare</b> the benefits and risks?</p>	<p><u><b>TOPIC: SOCIAL STUDIES</b></u> <b>Explain</b> what a primary and secondary source is. <b>List</b> some examples of each. <b>Compare</b> sources. Why is one more reliable than the other.</p>	<p><u><b>TOPIC: TECHNOLOGIES</b></u> Log in to Glow.</p> <p><b>Complete</b> one of the activities on the homework grid and email Mrs Connell your work.</p> <p><b>Create</b> a folder on OneDrive called 'Homework' and save your file there.</p>



### Skill Challenges: Football

-Just like we used in the hall, can you practise some of the skills we have been focusing on? Choose some of the activities below using some resources you have at home. Why not try to create your own version or own activities that focus on each skill?

#### \*Balance & control

-Find some objects you could use to act as our "cones" to dribble around.

**Challenge:** Can you make the area smaller or go even faster



#### \*Aim & accuracy:

-Can you set up some "goals" at home to practise your accuracy. Please do this outdoors if you can!


**Challenge:** Make your goals/target area smaller



#### \*Speed & Agility: Shuttle Runs

-Create a shuttle run area and run between your markers.

**Challenge:** Time yourself and try to beat your best score!



#### \*Teamwork/communication:

-Team up with someone at home. Can you challenge them to a game of pass and move? You can only move if you have passed to someone else.

**Challenge:** Make your own rules (Example: You have to run, pass and then run again or you have to try not to stop at all when passing)





# Spelling Menu

<p><b>Four in a Row</b> Practice writing your spelling words and see if you can get them right four times in a row!</p> 	<p><b>Pyramids</b> Write one letter at a time and create a pyramid.</p> <p>s sp spe spel spell</p>
<p><b>Rainbow Writing</b> Create a rainbow by writing your word over and over again using different colours.</p> 	<p><b>Picture Writing</b> Create a picture with your words.</p> 
<p><b>Diacritical Marking</b> Use diacritical marking to mark each sound in your words.</p> 	<p><b>Speedy Writing</b> Try to write your words as fast as you can. Get an adult to time you and see if you can beat your time.</p> 
<p><b>Fancy Writing</b> Try to write the spelling words in your neatest or most fancy handwriting.</p> <p><i>Curly maybe?</i></p>	<p><b>Take it Outside!</b> Can you make your spelling words using stones, twigs or leaves?</p> <p>STONE</p>