

Homework Activity Grid

Primary 5-7

August – October 2025

Below is a grid full of different activities for you to complete at home. These will support your learning in school. Try to have a go at as many of the activities as you can but make sure you always complete Activity 1 (Spelling Words) every week. The spelling words are in the grid below and are split into each spelling groups words for that week. Each child will know which group they are in and which words they should be practising. During “**consolidation week**” pupils should practise all spelling words from the previous weeks. This can also be used as a **challenge week** for pupils who would like to brainstorm their own words using the previously taught sounds and phonemes.


You can do as few or as many of the activities as you like but remember to have fun! If you complete any work and you would like to share it with your teacher, you can either email it in or bring it in to school so that we can celebrate your hard work and effort.


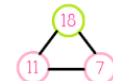
Spelling Words

Week beginning	Purple Book 1	Purple Tricky Words	Blue Book 2	Blue Tricky Words
25.08.25	<u>Unit 1: ain, air</u> rain, brain, train, chain, stain air, pair, chair, hair, stairs	sugar sure poor	<u>Unit 1: ea</u> head, bread, tread, healthy, wealthy, steady, feather, breakfast	accidentally peculiar
01.09.25	<u>Unit 2: ff, ll, ss</u> puff, cliff, sell, spell, smell, mess, dress, press	could would should	<u>Unit 2: ask, ast, ass</u> ask, flask, mask, last, blast, fast, pass, glass, grass	actual actually
08.09.25	<u>Unit 2: ff, ll, ss</u> puffy, stuffy, smelly, jelly, messaging, dressing, filling	great break steak	<u>Unit 2: ask, ast, ass (extension)</u> masks, tasks, lasts, passes, classes, glasses	forward forwards
15.09.25	<u>Unit 3: un, dis, de, re, pre</u> unwell, untie, dislike,	pretty kind after	<u>Unit 3: ur, ure</u> burn, curl, turn, burst, hurt, nurse,	popular appear

	disappear, depress, refund, preview		purse, church, surfing, measure, picture	
22.09.25	<u>Unit 4: le endings</u> candle, handle, jumble, tumbling, scrambled	any many whole	<u>Unit 4: ing, ed (focus, extra)</u> being, cooking, walking, trying, shopping, hugging, running	possession arrive
29.09.25	<u>Unit 5: a-e, ai, ay</u> ace, lace, age, page, ray, prayer, train, strain,	half bath path	<u>Unit 4: ing, ed (extension)</u> shaved, shaving, blamed, blaming, closed, closing, poked, poking	possible believe
06.10.25	<u>Unit 6: 5: a-e, ai, ay (extra)</u> strainer, saying, spraying, tracing, facing, spacing	Consolidation Week	<u>Unit 5: double consonants</u> Silly, rabbit, tennis, coffee, kitten, happy, hopping, tapping, comma	Consolidation Week

Homework Activity Grid - P5-7

<p><u>SPELLING</u> In your jotter, write out your spelling words 3 times using 'look, say, cover, write, check.' Write a sentence for each of your spelling words showing you understand them.</p>	<p><u>SPELLING</u> Use the Spelling Menu and try to complete four different activities over the week to help learn your spellings.</p> 	<p><u>READING</u> Choose a book or watch a trailer. Write a prediction about what you think it will be about. Use the title, author/director, pictures and blurb to write down your prediction.</p>	<p><u>READING</u> Choose a non-fiction book or text. How many of these features can you find?</p> <p>Title page Charts Contents page Index Glossary Heading Guide words Illustration and photograph Timeline Caption Diagram Label Map Graph</p>	<p><u>WRITING: RECOUNT</u> Write a short recount of an activity or event you took part in. It could be something from school, a trip, a celebration, a hobby or something fun you did over the weekend.</p> <p>Include:</p> <ul style="list-style-type: none"> • Who, what, where and when • Events in chronological order • Descriptive language • Past tense • Closing sentence to show how you feel <p>Think about... What did you do? Who were you with? Where and when did it happen? What was your favourite or funniest moment?</p>
<p><u>WRITING</u> Explanation texts are pieces of writing that explain something. They might tell you how or why</p>	<p><u>NUMERACY</u> Roll two dice to make a 2-digit number. Roll again to make a second 2-digit number. Add or subtract the numbers.</p>	<p><u>NUMERACY</u> You are going to the shop with £20 to buy items for a small party. Here is a list of possible items:</p>	<p><u>NUMERACY</u> Choose a times table to practise. Can you count out each station and</p>	<p><u>NUMERACY</u> Complete a fact triangle like the example below. Can you evolve it? $15 + 2 = 17$</p>

<p>something happens or give information on how to do something.</p> <p>Choose a topic to write an explanation about. It could be a how to guide on playing your favourite game, it could be an information document on the water cycle or an information document on a history topic.</p> <p>Remember to use headings and subheadings.</p> <p>For example: The Egyptians Titanic World War 2 Invention of Video Games</p>	<p>CHALLENGE</p> <p>Roll three or four dice to get larger numbers.</p> <p>Use different strategies to calculate the answer.</p> <p>E.g. written method, make 10, adjusting, blank numberline.</p>	<p>Juice: £2.69 Crisps: £1.95 Cake: £5.49 Paper cups: £1.39 Napkins: £1.10 Sandwich platter: £7.85 Fruit platter: £6.25 Chocolate biscuits: £2.25</p> <p>Choose 5 items you'd like to buy. Round each item to the nearest £1 and estimate the total cost.</p> <p>Calculate the actual total using a strategy.</p> <p>Compare the actual total with your estimation.</p>	<p>bounce a ball to a partner.</p>  <p>Or you can try Hit the Button on Topmarks.</p>	<p>$150 + 20 = 170$</p> <p>Can you include decimals? $1.5 + 0.2 = 1.7$</p>  <p>$\frac{11}{7} + \frac{7}{11} = \frac{18}{18}$ $\frac{7}{18} + \frac{11}{18} = \frac{18}{18}$ $\frac{18}{18} - \frac{11}{18} = \frac{7}{18}$ $\frac{18}{18} - \frac{7}{18} = \frac{11}{18}$</p>
<p><u>HEALTH & WELLBEING</u></p> <p>Practise some of the skills we have been focusing on in PE.</p> <p>Choose some of the activities below using some resources at home.</p> <p>Create your own version or own activity that focuses on each skill.</p>	<p><u>TOPIC: SOCIAL STUDIES</u></p> <p>Choose a historic event. For example, World War 2, Titanic, The Egyptians.</p> <p>Using primary and secondary sources, research some facts. Find out what life was like, what were some important people, compare life then and life today.</p> <p>Post your findings on the class blog.</p>	<p><u>TOPIC: SOCIAL STUDIES</u></p> <p>Make a list of the goods and services that you use in your household.</p> <p>Ask an adult how these are paid for.</p> <p>Compare the benefits and risks?</p>	<p><u>TOPIC: SOCIAL STUDIES</u></p> <p>Explain what a primary and secondary source is.</p> <p>List some examples of each.</p> <p>Compare sources. Why is one more reliable than the other.</p>	<p><u>TOPIC: TECHNOLOGIES</u></p> <p>Log in to Glow.</p> <p>Complete one of the activities on the homework grid and email Mrs Connell your work.</p> <p>Create a folder on OneDrive called 'Homework' and save your file there.</p>



Skill Challenges: Football

-Just like we used in the hall, can you practise some of the skills we have been focusing on? Choose some of the activities below using some resources you have at home. Why not try to create your own version or own activities that focus on each skill?

*Balance & control

-Find some objects you could use to act as our "cones" to dribble around.

Challenge: Can you make the area smaller or go even faster



*Aim & accuracy:

-Can you set up some "goals" at home to practise your accuracy. Please do this outdoors if you can!


Challenge: Make your goals/target area smaller



*Speed & Agility: Shuttle Runs

-Create a shuttle run area and run between your markers.

Challenge: Time yourself and try to beat your best score!



*Teamwork/communication:

-Team up with someone at home. Can you challenge them to a game of pass and move? You can only move if you have passed to someone else.

Challenge: Make your own rules (Example: You have to run, pass and then run again or you have to try not to stop at all when passing)





Spelling Menu

<p>Four in a Row Practice writing your spelling words and see if you can get them right four times in a row!</p> 	<p>Pyramids Write one letter at a time and create a pyramid.</p> <p>s sp spe spel spell</p>
<p>Rainbow Writing Create a rainbow by writing your word over and over again using different colours.</p> 	<p>Picture Writing Create a picture with your words.</p> 
<p>Diacritical Marking Use diacritical marking to mark each sound in your words.</p> 	<p>Speedy Writing Try to write your words as fast as you can. Get an adult to time you and see if you can beat your time.</p> 
<p>Fancy Writing Try to write the spelling words in your neatest or most fancy handwriting.</p> <p><i>Curly maybe?</i></p>	<p>Take it Outside! Can you make your spelling words using stones, twigs or leaves?</p> <p>STONE</p>