

Homework Activity Grid

Primary 4-7

April - June 2025

Below is a grid full of different activities for you to complete at home. These will support your learning in school. Try to have a go at as many of the activities as you can but make sure you always complete Activity 1 (Spelling Words) every week. The spelling words are in the grid below and are split into each spelling groups words for that week. Each child will know which group they are in and which words they should be practising. During “**consolidation week**” pupils should practise all spelling words from the previous weeks. This can also be used as a **challenge week** for pupils who would like to brainstorm their own words using the previously taught sounds and phonemes.



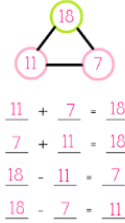
You can do as few or as many of the activities as you like but remember to have fun! If you complete any work and you would like to share it with your teacher, you can either email it in or bring it in to school so that we can celebrate your hard work and effort.

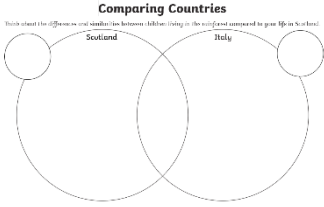

Spelling Words


Week beginning	Yellow Yellow book	Yellow Tricky Words	Purple Book 1	Purple Tricky Words
22.4.25 (4 day week)	<u>Unit 13: o-e, oa, ow</u> stone, alone, boast, roast, snow, yellow	sugar break	<u>Check up 2</u> Consolidation Week	famous peculiar
28.4.25	<u>Unit 14: u-e, oo, ew</u> cube, tube, school, balloon, knew, blew	steak beautiful	<u>Unit 21: words in words</u> never, still, every, place, stopped, springboard, mistaken, sportswriter	favourite perhaps
7.5.25 (3 day week)	<u>Unit 15: air, are</u> care, fare, scare, pair, hair, airport, armchair, fairground	any many whole	<u>Unit 22: aw, or, ore, oor, au</u> draw, flaw, more, store, shore, floor, taught, laughter	February answer
12.5.25	<u>Unit 16: or, ore, aw</u> for, cork, more, store, crawl, thawing, crawling	clothes child children	<u>Unit 23: nch, tch</u> much, touch, fetch, sketch, pinch, scratches, switches, watches	forward forwards

19.5.25	<u>Unit 17: er, ir, ur</u> skirt, shirt, under, flower, nurse, curve, nerve, swerve	could should would	<u>Unit 24: shortened words</u> I'm, isn't don't he'll, she'll, they've, they'd, won't can't here's, there's	possess possession
26.5.25	<u>Unit 18: un, dis</u> unkind, untidy, dislike, unhappy, untrue, distrust, disused, unfair	mind wild	<u>Unit 25: mis, non, ex, co, anti</u> misplace, misfire, non-stop, non-fiction, exit, explode, co- star, co-writer, anticlockwise	arrive position
2.6.25	<u>Unit 19: ful, ly</u> slowly, quickly, helpful, careful, beautiful, happily	father people	<u>Unit 26: ou</u> pound, around, would, could, thought, cough, plough	grammar possible
9.6.25	<u>Unit 20: ear, ea</u> near, year, beard, spread, weather, measure, treasure	pass again	<u>Check up 3</u> Consolidation Week Focus	believe bicycle
16.6.25	<u>Unit 21: compound words</u> football, outside, snowflake, toothbrush, everywhere, anything, someone	cold gold	<u>Check up 3</u> Consolidation Week Extra	guard pressure
23.6.25	<u>Check up 2</u> Consolidation Week	Consolidation Week Tricky Words Assessment	<u>Check up 3</u> Consolidation Week Extension	Consolidation Week Tricky Words Assessment

Homework Activity Grid - P4-7

<p>SPELLING In your jotter, write out your spelling words 3 times using 'look, say, cover, write, check.' Write a sentence for each of your spelling words showing you understand them.</p>	<p>SPELLING Use the Spelling Menu and try to complete four different activities over the week to help you learn your spellings.</p> 	<p>READING What is the author's purpose in these examples?</p> <p>A newspaper article about a devastating earthquake.</p> <p>A leaflet advertising the services of a gardener.</p> <p>A list of instructions to build a climbing frame.</p> <p>Watch an episode of Newsround and for each news item, decide the purpose of the article.</p>	<p>READING Choose a book you are reading. Look for a word that you are not sure of the meaning. Use the reading strategies to try and work out what the word means. Check using a dictionary.</p> <p>REMEMBER TO: Read on Read back Look for a familiar word Replace it with another word, does it still make sense Talk to an adult about it</p>	<p>WRITING: LETTER Write a letter to Mrs Mackay telling her about a positive change you would like to make in the school.</p> <p>Persuade her as to why it is a good idea.</p> <p>REMEMBER: An opening statement Evidence or examples of why it is a good thing Persuasive language Present tense Powerful verbs Opinions that sound like facts Conclusion Core targets</p>
<p>WRITING Do you believe in the Loch Ness Monster? Write down some reasons for your argument and say why you believe it is or isn't real.</p> <p>REMEMBER: An introduction Sneak peek of both sides Arguments 'for' and 'against'</p>	<p>NUMERACY Go to a shop with an adult. Create a sale. Choose 25%, 30% and 50% off. For each item you buy, work out the new price.</p> <p>Remember: $25\% = \frac{1}{4}$ $30\% = \frac{3}{10}$ $50\% = \frac{1}{2}$</p>	<p>NUMERACY Plan a trip out for you and a friend in Scotland. You can choose where you are going to visit. You have to plan for transport costs, entrance costs and food and snacks for your outing.</p> <p>You have a budget of £70 for your day. Make sure you don't go over the budget.</p>	<p>NUMERACY Choose a times table to practise. Can you count out each station and bounce a ball to a partner.</p>  <p>Or you can try Hit the Button on Topmarks.</p>	<p>NUMERACY Complete a fact triangle like the example below. Can you evolve it? $10 \div 2 = 5$</p> <p>Can you include decimals?</p>  <p>$1.0 \div 0.2 = 0.5$</p>

Present tense Third person Conclusion Core targets				
<p>HEALTH & WELLBEING</p> <p>Football passing challenge: Partner up and practise passing the ball back and forward. Looking for a challenge? Increase the distance between you. Remember and maintain your accuracy.</p> <p>Rounders fielding practise: Throw the ball against a wall and catch it as it bounces back. Try to catch with both hands, left hand and right hand. Looking for a challenge? Increase the distance between you. Remember and maintain your accuracy.</p>	<p>TOPIC: FRENCH Have a conversation in French with someone at home using greetings. Here are some keywords to try and use.</p> <p>Could you write out a conversation between two people?</p> <p>Bonjour: Hello. Ca va: How are you? Ca va bien: It's going well. Merci: Thank you. Ca va tres bien: It's going very well. Pas mal: not bad</p>	<p>TOPIC: ITALIAN Using a Venn diagram, compare Italy and Scotland. What things do they have in common? What is different?</p> <p>Think about:</p> <ul style="list-style-type: none"> food weather, temperature sports flags natural environment language famous landmarks 	<p>TOPIC: RME Choose a belief from Christianity. Write down ways in which this belief affects people's actions.</p> <p>Choose a way of marking a major life event in a world religion. Describe what happens and explain why it is important.</p>	<p>TOPIC: TECHNOLOGIES Try practising some typing using BBC Dance Mat typing game.</p> <p>Learn and practise:</p> <ul style="list-style-type: none"> - Typing letters in rows - Typing keys on the home row - Typing capital letters, apostrophes, slashes and full stops <p>Click on the picture to access or Google 'BBC Dance Mat.'</p> 



Spelling Menu

<p>Four in a Row</p> <p>Practice writing your spelling words and see if you can get them right four times in a row!</p> 	<p>Pyramids</p> <p>Write one letter at a time and create a pyramid.</p> <p>s sp spe spel spell</p>
<p>Rainbow Writing</p> <p>Create a rainbow by writing your word over and over again using different colours.</p> 	<p>Picture Writing</p> <p>Create a picture with your words.</p> 
<p>Diacritical Marking</p> <p>Use diacritical marking to mark each sound in your words.</p> 	<p>Speedy Writing</p> <p>Try to write your words as fast as you can. Get an adult to time you and see if you can beat your time.</p> 
<p>Fancy Writing</p> <p>Try to write the spelling words in your neatest or most fancy handwriting.</p> <p><i>Curly maybe?</i></p>	<p>Take it Outside!</p> <p>Can you make your spelling words using stones, twigs or leaves?</p> <p>STONE</p>