

## Homework Activity Grid

Primary 4-7

January - April 2025


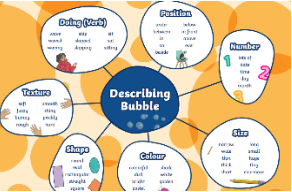

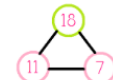
Below is a grid full of different activities for you to complete at home. These will support your learning in school. Try to have a go at as many of the activities as you can but make sure you always complete Activity 1 (Spelling Words) every week. The spelling words are in the grid below and are split into each spelling groups words for that week. Each child will know which group they are in and which words they should be practising. During “**consolidation week**” pupils should practise all spelling words from the previous weeks. This can also be used as a **challenge week** for pupils who would like to brainstorm their own words using the previously taught sounds and phonemes.

You can do as few or as many of the activities as you like but remember to have fun! If you complete any work and you would like to share it with your teacher, you can either email it in or bring it in to school so that we can celebrate your hard work and effort.


### Spelling Words

Week beginning	Yellow Yellow book	Yellow Tricky Words	Purple Book 1	Purple Tricky Words
13.1.25	<u>Unit 1: split phonemes</u> shaving, giving, living, coming, shaking, choking	thought through	<u>Unit 11: suffixes</u> kindly, homeless, painful, beautiful, happily	beautiful Christmas
20.1.25	<u>Unit 2: th, ch</u> much, such, touch, which, hutch, match, catch	animal laugh	<u>Unit 12: er, ir, ur</u> germ, nurse, first, runner, spinner, measure, treasure	busy half clothes
27.1.25	<u>Unit 3: a-e</u> racing, blaming, facing, spacing, blazing	which where who	<u>Unit 13: Compound Words</u> inside, without, someone, everyone, nothing, anywhere	accident accidentally
3.2.25	<u>Unit 4: i-e</u> mice, rice, tie, price, twice, slice,	because climb	<u>Unit 14: some y endings</u> chilly, cheeky, sunny, spotty, wavy, lazy, smoky	famous peculiar
10.2.25 Three day week	<u>Unit 5: o-e</u> smoke, choke, come, some, woken, broken	find kind mind	<u>Unit 15: er, est</u> rainy, rainier, funny, funniest, gloomy, gloomiest, gloomier	actual actually

17.2.25	<b><u>Unit 6: ar</u></b> star, farm, starter, share, farmer	children pretty	<b><u>Unit 16: sp, spr</u></b> spin, spot, spout, spray, spring, splendid, sprinkler	favourite perhaps
24.2.25	<b><u>Unit 7: oo</u></b> crook, spoon, broom, stood, bloom	every everybody	<b><u>Unit 17: plurals</u></b> cats, dogs, boys, buses, boxes, bushes, churches	address February
3.3.25	<b><u>Unit 8: oi, oy</u></b> joint, voice, choice, enjoyed, pointing	break steak	<b><u>Unit 17: plurals</u></b> stories, hobbies, babies, trolleys, valleys	popular answer
10.3.25	<b><u>Unit 9: ou, ow</u></b> down, clown, brown, shout, should, couldn't	beautiful after	<b><u>Unit 18: silent letters</u></b> lamb, comb, thumb, crumb, kneel, knife, knocking, knitted	forward forwards
17.3.25	<b><u>Unit 10: ee, ea</u></b> three, been, stream, streamer, thirteen, nineteen	past plant	<b><u>Unit 19: silent letters</u></b> write, wrapping, unwrapped, rhyme, honest, guest, reign	position appear
24.3.25	<b><u>Unit 11: a-e, ai, ay</u></b> again, stray, railway, playground, Wednesday, Saturday	hour improve	<b>Consolidation Week</b>	possess possession
31.3.25	<b><u>Unit 12: i-e, igh, y</u></b> fight, light, crying, trying, sliding, gliding	sure sugar	<b><u>Unit 20: one, ome, ove</u></b> come, other, loving, moving, coming, shone, above, approve	fruit arrive

<p><b>SPELLING</b></p> <p>In your jotter, write out your spelling words 3 times using 'look, say, cover, write, check.'</p> <p>Write a sentence for each of your spelling words showing you understand them.</p>	<p><b>SPELLING</b></p> <p>Use the Spelling Menu and try to complete four different activities over the week to help you learn your spellings.</p> 	<p><b>READING</b></p> <p>Choose a book or watch a trailer.</p> <p>Write a prediction about what you think it will be about.</p> <p>Remember to think about the title, author/director, pictures and blurb.</p> <p>Write down why you think this is what will happen.</p>	<p><b>READING</b></p> <p>Choose a book you are reading. Look for a word that you are not sure of the meaning.</p> <p>Use the reading strategies to try and work out what the word means.</p> <p>Check using a dictionary.</p> <p><b>REMEMBER TO:</b></p> <p>Read on</p> <p>Read back</p> <p>Look for a familiar word</p> <p>Replace it with another word, does it still make sense</p> <p>Talk to an adult about it</p>	<p><b>WRITING: DESCRIPTION</b></p> <p>Choose a character from The Boy at the back of the Class and write a description about them. Can you draw a picture to match?</p> <p><b>CHALLENGE:</b></p>  <p>Use adjectives, adverbs, similes and metaphors.</p>
<p><b>WRITING</b></p> <p>Explanation texts are pieces of writing that explain something. They might tell you how or why something happens or give information on how to do something.</p> <p>Choose a topic to write an explanation about. It could be a how to guide on playing your favourite game, it could be an information</p>	<p><b>NUMERACY</b></p> <p>Roll two dice to get two digits.</p> <p>Multiply them together.</p> <p><b>CHALLENGE</b></p> <p>Roll three or four dice to get larger numbers.</p> <p>Try using the different strategies we have used. E.g. written method, grid method, repeated addition</p>	<p><b>NUMERACY</b></p> <p>Try these measuring activities.</p> <p>How tall are you? Write it in m and cm. Can you convert it to decimal notation?</p> <p>Measure the distance from your bedroom to the front door? Write it in m and cm. Can you convert it to decimal notation?</p>	<p><b>NUMERACY</b></p> <p>Choose a times table to practise. Can you count out each station and bounce a ball to a partner.</p>  <p>Or you can try</p> <p>Hit the Button on Topmarks.</p>	<p><b>NUMERACY</b></p> <p>Complete a fact triangle like the example below.</p> <p>Can you evolve it?</p> $10 \div 2 = 5$ <p>Can you include decimals?</p>  $\begin{array}{r} 11 + 7 = 18 \\ 7 + 11 = 18 \\ 18 - 11 = 7 \\ 18 - 7 = 11 \end{array} \quad 1.0 \div 0.2 = 0.5$

document on the water cycle.				
<p><b>HEALTH &amp; WELLBEING</b></p> <p>How many star jumps can you do in 1 minute?</p> <p>Using a timer on a phone or i-pad - how many minutes does it take you to do 10, 50 or 100 squats?</p> <p>Using either a ball or shuttlecock - throw it up into the air - can you do 10 side steps before it reaches the ground?</p>	<p><b>TOPIC: SCIENCE</b></p> <p>We have been learning how to live in an environmentally responsible way. In school we have been making small changes which make a big difference.</p> <p>For example, we have been switching off the board, our lights and radiators before we leave the room.</p> <p>Can you write a list of things you are doing at home to make a difference to our environment?</p>	<p><b>TOPIC: SCIENCE</b></p> <p>Can you teach someone at home about the water cycle?</p> <p>You could draw a labelled diagram, create a PowerPoint, create a video... it's entirely up to you.</p> <p>Explain what happens at each stage using the vocabulary we have learned.</p> <p>Precipitation, ground runoff, evaporation, condensation, clouds, wind.</p>	<p><b>TOPIC: SCIENCE</b></p> <p>Go outside and make a list of the plants and animals you can see.</p> <p>Sort the animals into vertebrates (fish, reptiles, birds, amphibians or mammals) and invertebrates (molluscs, crustaceans, arachnids, worms or insects) and decide which category they go in.</p> <p>Do the same for any plants.</p> <p>Do they make seeds or not?</p>	<p><b>TOPIC: TECHNOLOGIES</b></p> <p>Log on to Glow.</p> <p>Email Mrs Connell with your work from one of the activities on the homework menu.</p> <p>Can you save it to a folder in your One Drive?</p> <p>Perhaps you could post your work on your blog page too.</p>



# Spelling Menu

<p><b>Four in a Row</b> Practice writing your spelling words and see if you can get them right four times in a row!</p> 	<p><b>Pyramids</b> Write one letter at a time and create a pyramid.</p> <p>s sp spe spel spell</p>
<p><b>Rainbow Writing</b> Create a rainbow by writing your word over and over again using different colours.</p> 	<p><b>Picture Writing</b> Create a picture with your words.</p> 
<p><b>Diacritical Marking</b> Use diacritical marking to mark each sound in your words.</p> 	<p><b>Speedy Writing</b> Try to write your words as fast as you can. Get an adult to time you and see if you can beat your time.</p> 
<p><b>Fancy Writing</b> Try to write the spelling words in your neatest or most fancy handwriting.</p> <p><i>Curly maybe?</i></p>	<p><b>Take it Outside!</b> Can you make your spelling words using stones, twigs or leaves?</p> <p>STONE</p>