






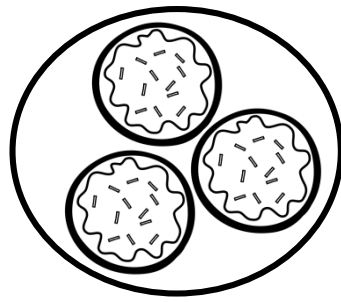
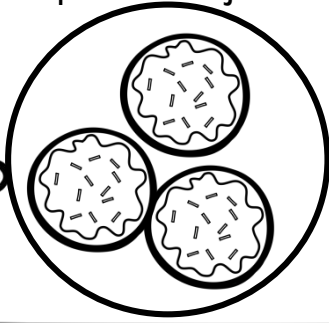
# Makin' it Fair with Equal Shares!



Name \_\_\_\_\_ Date \_\_\_\_\_

# Equal Shares for Jack and Jill

Jack and Jill share everything equally. Circle each group of objects equally for Jack and Jill.





Name \_\_\_\_\_ Date \_\_\_\_\_



# The Baker's Man



Help the baker to put the number of cookies on his cookie sheets in equal amounts. Draw the cookies on the cookie sheets.

12

16

10

14

# Pizza! Pizza!

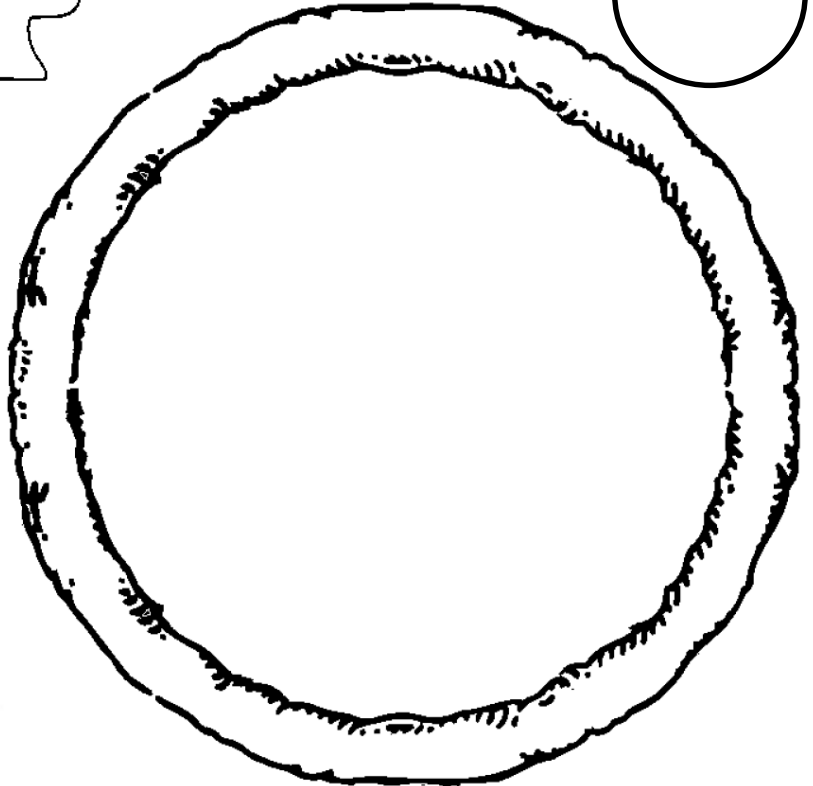


Help Linguini  
make his  
delicious pizza!  
Divide and draw  
the ingredients  
between both  
pizzas.

## Ingredients

10 mushrooms

14 pepperonis

12 olives

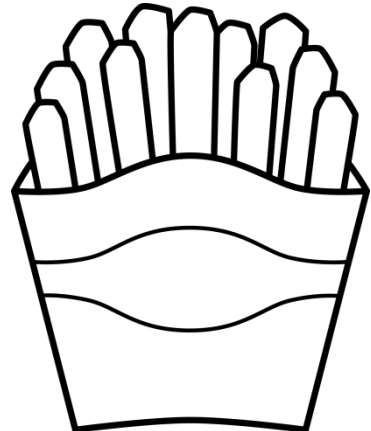



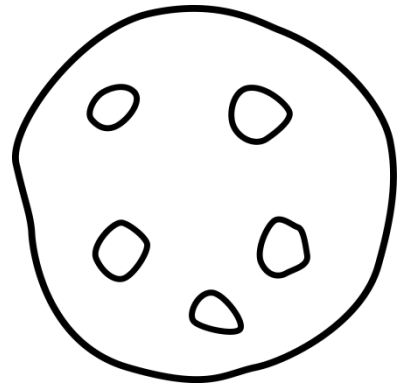

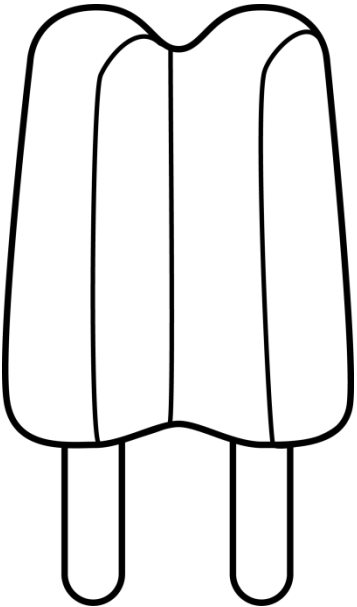




Name \_\_\_\_\_

Name: \_\_\_\_\_

# Just Half! Not Whole!

Divide the snacks in half by drawing a line of symmetry then color one of the halves.





Name \_\_\_\_\_

J U S T

M A R B L E - O U S !

Matt and Belle should have the same number and the same color of marbles but they need a few more. Draw and color the correct number of marbles for both kids.



How many black marbles are there in all? \_\_\_\_\_

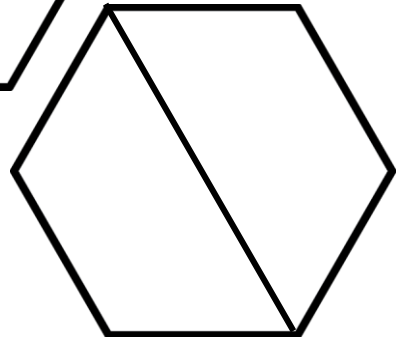
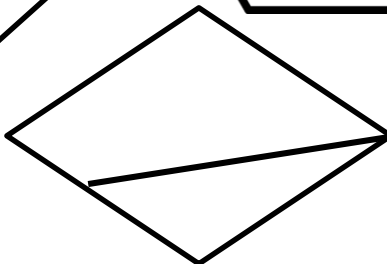
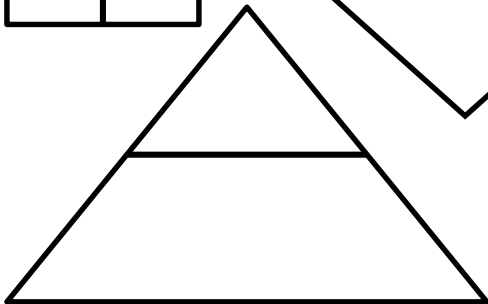
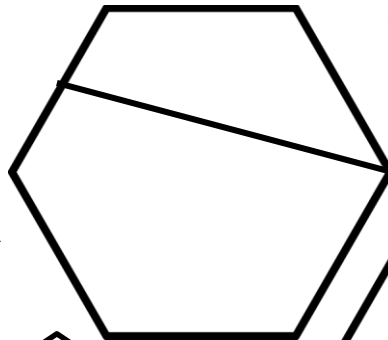
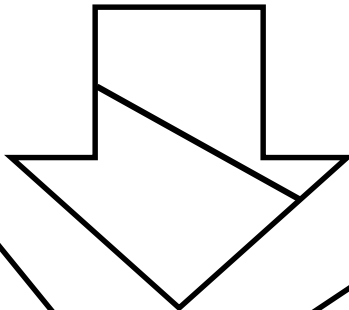


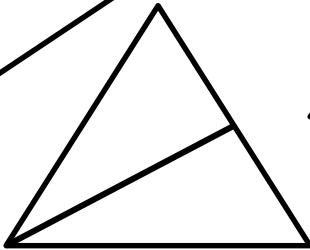
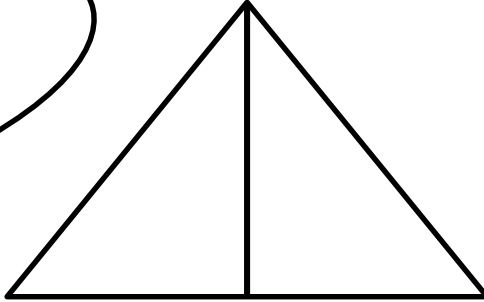

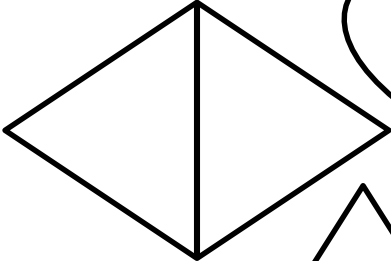

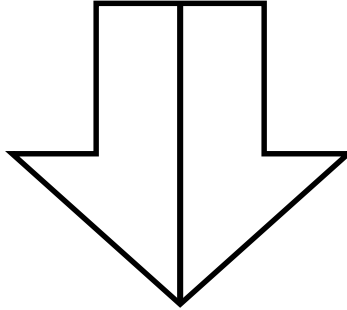

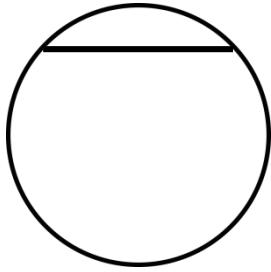
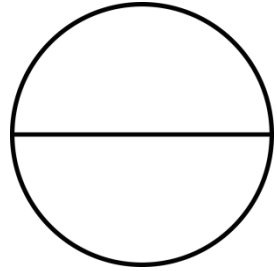

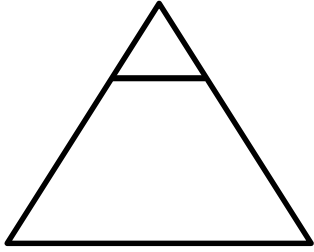
How many white marbles did Matt have? \_\_\_\_\_

How many grey marbles did Matt and Belle each have? \_\_\_\_\_

Name \_\_\_\_\_

# Equal and not Equal

If a shape is divided equally, color one-half of the shape. If it is not equal, draw an **x** on it.



I am thrilled that you chose this unit to use with your students. I take great pride in my work. I want it to help your students to learn like it has helped my students to learn. Please take a minute to leave fair and honest feedback and to earn TPT credits that you can use on your upcoming TPT purchases. Thank you for respecting my product and abiding by universal codes of ethic behaviors.


## TERMS OF USE

Your purchase means you own a single license that is intended to be used by your personal classroom only. Please do not duplicate this product for other classrooms, schools, or workshops. If you would like to purchase additional licenses for friends and coworkers, then you may at a discounted price.

**The information, graphics, and activities are copyrighted. You may not sell, change, copy, or reuse any part of this unit. If you would like to use this product in a blog post, seminar, or workshop, you are more than welcome to use it with due credit, my blog button, and links to the product in my store.**

I appreciate you and all that you do for your little learners, and I value your opinion greatly. If you have any questions, concerns, or issues with my product, please don't hesitate to contact me at [mrsroomsroom145@gmail.com](mailto:mrsroomsroom145@gmail.com). Please consider following me at the links below. I would love to stay connected with you.

**Happy Learning!**  
**Shana Grooms**  
**Mrs. Grooms' Room**





# I CREDIT YOU!

Thank you for your download! I hope you enjoy using it with your students. Feel free to leave fair feedback at my TPT store or you can contact me with any questions you may have at [mrsroomsroom145@gmail.com](mailto:mrsroomsroom145@gmail.com).

Please take time to visit each of these awesome graphic artists. I could not make my products without them! You can visit me by clicking my icon.



Happy Learning!  
Shana Grooms  
Mrs. Grooms' Room

