








# Traffic Survey and Block Diagrams Activity

Name: ..... Date: .....

	cars 	buses or coaches 	vans 	lorries 	motorbikes 	bicycles 
Tally						
Total						



## Questions

1. Which one is the least?

\_\_\_\_\_

2. Which one is the greatest?

\_\_\_\_\_

3. Are any of them equal?

\_\_\_\_\_

4. What is the difference between the greatest and least?

\_\_\_\_\_