







Creating pictogram questions

The pictogram shows apples sold in a day at a market.

Fruit	
Golden delicious	
Red delicious	
Pink lady	
Granny Smith	
Jazz	

KEY:

 = 2 apples

Use the pictogram to write questions for a partner to solve.

Q.1. _____

Answer _____

Q.2. _____

Answer _____

Q.3. _____






Answer _____

Q.4. _____

Answer _____

Creating pictogram questions

The pictogram shows the number of each colour of pencil in a drawer.

Colour pencil	
Black	
Orange	
Yellow	
Pink	
Blue	

KEY:



= 5 pencils

Use the pictogram to write questions for a partner to solve.

Q.1. _____

Answer _____

Q.2. _____

Answer _____

Q.3. _____






Answer _____

Q.4. _____


Answer _____

Creating pictogram questions

The pictogram shows the number of t-shirts sold in a shop in one day.

Colour t-shirt	
Blue	
Red	
Green	
Orange	
White	

KEY:

 = 10 t-shirts

Use the pictogram to write questions for a partner to solve.

Q.1. _____

Answer _____

Q.2. _____

Answer _____

Q.3. _____

Answer _____

Q.4. _____

Answer _____