









Primary 2/3 / Miss Connolly
Patna Primary School

Literacy Overview Wk Beinning 01/02/21
Home Learning Grid

Monday	Tuesday	Wednesday	Thursday	Friday
<p><u>Writing</u></p> <p>Can you create some story stones? Then can you write your own imaginative story using the stones? (Don't worry if you don't have stones to paint, you could create some characters on paper.)</p>  <p>Click on the big red button (if you dare!) in our virtual classroom. Can you write a story about the dragon in our class? Where might it come from? Why is it in our class? What might happen next?...</p>  <p>Watch out boys and girls! Look at what the cameras in class captured!</p>	<p><u>Phonics</u></p> <p>Phonics Pong!</p> <p>Can you use the phonemes we already know and stick them to some paper cups? Or you could use some recyclable materials such as jars or pots. Use a small object and throw it in to a cup. Whatever phoneme it lands in, write as many words as you can think of which contain this phoneme!</p> <p>Just like we do in class 😊</p>  	<p><u>Spelling</u></p> <p>Spelling Splat!</p> <p>Use your common words from your pack from school or write some of your own out. Ask somebody to call out words and see how easily you can find them. You could splat them with a wooden spoon or even a nerf gun!</p>  <p>Spinner Spelling!</p> <p>If you have something circular at home like our class spinner.. could you put some spelling words around the outside. Whichever word the object lands on.. could you write a super sentence?</p> 	<p><u>Reading</u></p> <p>Can you do some reading at home without using the iPad? This could be a book, magazine, poster or word hunt on your daily walk. Try reading aloud with expression in your voice. Look out for bold words, ! exclamation marks, ? marks, CAPITAL LETTER WORDS and speech bubbles. Choose somewhere quiet to read. This could be in a quiet space in your house or outside. Try and read for at least 20 minutes.</p> <p>There are not written tasks..just get lost in your reading! 😊</p> 	<p><u>Grammar</u></p> <p>Outdoor Number Poems</p> <p>This might be a fun activity for all of the family!</p> <ul style="list-style-type: none"> -Take turns to collect items outside. -The first person collects one item, the second collects 2 items, the third person collects 3 items and so on... <p>Lay out the phrase as: Number – Adjective – Noun eg. Three green, spiky, conkers.</p> <p>Write out your poem in order at the end!</p> 



Monday

Tuesday

Wednesday

Thursday

Friday

Number Processes

You can complete these games with a partner or small group. This might be parents/carers, siblings or both!

Ball Game:
Throw a ball between the group. The ball represents a number process. If the ball represents doubling, the thrower says '4' so the catcher would answer '8.'

Jumping Multiplication:
If you jump 3 times, how many times does your feet touch the ground? '3x2=6' If you and your group all jump 5 times, how many times do all your feet touch the ground?

Stables Times Tables:
Take turns and start counting from 0. Every time a number is in the 2 times table the child saying that number needs to 'moo.' When the number is in the 5 times table, you must 'baaa.'

Tally Charts

We can use tally charts to record information.

Recap: Tally marks look a little bit like this.

When you have 5 tally marks you can create a 'gate.' This makes it easier for us to count tallies as we can use our knowledge of counting in 5s.

Create a chart to find out your family/friends' favourite colour. Ask as many people as you can and fill in the tally chart.

Complete the tally chart:

Colour	Tally	Total
Red		13
Blue		11
Green		9

	= 1
	= 2
	= 3
	= 4
	= 5

Tally Charts

Today when you're out on a daily walk, can you keep a tally chart of the vehicles you pass.

Car Colour Survey

Make a tally chart to show the different car colours you see driving past.

Colour	Tally	Total
Red		
Blue		
Green		
Yellow		
Black		
White		

Natural Materials Tally Chart

Can you collect some natural materials and create your own tally chart? You could do this with items in your house too!

Venn Diagrams

We can use venn diagrams to record information.

Can you sort objects into different categories? You could do this with your toys! If the item could go in both sides you can put it in the middle 😊

Sweet Sorting Activity

https://glowscotland-my.sharepoint.com/:b:/g/person/eaemma_connelly/glow_sch_uk/EZbJl4HS16lEnkoSfCnkREUBQk8J355vYlVfppOy3-oQ?e=lyNXzi

Interpreting Data

I can interpret and answer questions about data.

Click on the link and answer the questions from our lunch options tally chart.

[**P23 lunch options data handling**](#)

P23 Lunch Options

Option	Tally	Total
Fish and Chips		
Sausage Roll		
Common Sandwich		
Home Lunch		
Packed Lunch		

Task

1. Fill in the total column for each option.
2. How many children chose fish and chips for lunch?
3. How many children chose a packed lunch?
4. How many children chose a common sandwich?

1. Fill in the total column for each option.
2. Which was the most popular option?
3. How many children chose sausage roll and home lunch altogether?
4. How many children chose a packed lunch and fish and chips altogether?

1. How many more children chose fish and chips than a home lunch?
2. How many children were in the class today and how many were absent?
3. If each child chose the same option every day for 5 days, what would be the totals for the week?
4. Can you create your own lunch options tally chart then write some statements from what you find?

