

Homework Activity Grid

Primary 6/7

January - April 2024

Below is a grid full of different activities for you to complete at home. These will support your learning in school. Try to have a go at as many of the activities as you can but make sure you always complete Activity 1 (Spelling Words) every week. The spelling words are in the grid below and are split into each spelling groups words for that week. Each child will know which group they are in and which words they should be practising. During “**consolidation week**” pupils should practise all spelling words from the previous weeks. This can also be used as a **challenge week** for pupils who would like to brainstorm their own words using the previously taught sounds and phonemes.

You can do as few or as many of the activities as you like but remember to have fun! If you complete any work and you would like to share it with your teacher, you can either email it in or bring it in to school so that we can celebrate your hard work and effort.

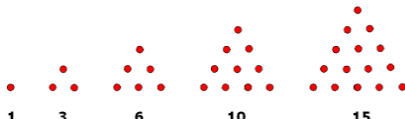
Spelling Words

Week beginning	Yellow (Yellow Book)	Yellow Common Words	Green (Book 3)	Green Common Words	Blue (Book 2)	Blue Common Words
8.1.24	<u>Unit 13: o-e, oa,</u> <u>ow</u> boat, coat road, toad alone blow, grow	then last	<u>Unit 5: connectives</u> meanwhile, furthermore, therefore, alternatively, whereas, consequently, nevertheless, because	extreme particular	<u>Consolidation</u>	<u>Consolidation</u>
15.1.24	<u>Unit 14: u-e, oo,</u> <u>ew</u> cube, tune, pool, spoon, balloon, blew, threw, flew	because week	<u>Unit 6: word origins</u> hoist, easel, café, restaurant, ballet, shawl, zero, volcano pizza	special	<u>Unit 1 : ar, are</u> smart, starter, sparkle, scare, share, aware, beware, spare	continue decide

22.1.24	<u>Unit 15: air, are</u> rare, hairy, stairs scary, pair pear airport, armchair	door floor	<u>Unit 7: using a dictionary</u> dictionary, definition, origin, guide, adjective, adverb, alphabetically, consonant	accommodate accompany	<u>Unit 2: word roots</u> act, actor, action sure, surely, ensure joy, enjoy	describe different
29.1.24	<u>Unit 16: or, ore, aw</u> for, fork, more, claw, draw, store, crawl, thawed	kind mind	<u>Unit 8: er, or, ar endings</u> computer, customer similar, popular, circular radiator, interior, calculator	according achieve	<u>Unit 3: ir, ire</u> stir, skirt, wire, inspire enquire, retire, acquire, perspire	difficult disappear
5.2.24	<u>Unit 17: er, ir, ur</u> skirt, girl, over, teacher, thirst, nurse, after, under	behind child	<u>Unit 9: ory, ary, ery</u> history, memory, factory necessary, ordinary, library bribery, mystery	aggressive amateur	<u>Unit 4: auto, circum</u> circle, circular, circumference, circulation autograph, automatic, automobile, autobiography	early earth
12.2.24	<u>Unit 18: in, dis</u> unkind, untidy, dislike, disagree, unhappy, unfair, disobey, disappoint	wild climb	<u>Unit 10: unstressed vowels</u> memory, hospital, difference, voluntary, desperate, business, definitely, literature	ancient apparent	<u>Unit 5: word endings a, i, o, u</u> dingo, puma, kiwi, emu, volcano, pizza, piano, tomato	eight eighth
19.2.24	<u>Unit 19: ful, ly</u> slowly, quickly, helpful, useful, careful, plenty, beautiful, happily	most only	<u>Consolidation</u>	<u>Consolidation</u>	<u>Unit 6: nouns with y endings</u> jelly, gravy, puppy, bury, birthday, story, lady, hobby	enough exercise

26.2.24	<u>Unit 20: ear, ea</u> ear, year, beard, spear, bread, spread, head, weather	both old	<u>Unit 11: Tricky words</u> wreck, biscuit, guitar, accommodation, embarrassed, catastrophe, possessions, exaggeration	appreciate attached	<u>Unit 7: dis</u> dislike, disable, distrust, disagree, disappear, disconnect, disgusting, dishonest	experience experiment
4.3.24	<u>Unit 21: compound words</u> football, inside, snowman, toothbrush, everything, anywhere, somewhere, something	cold gold	<u>Unit 12: maths and science words</u> horizontal, vertical, parallel, evaporation, condensation, digestion, laboratory, approximately	available average	<u>Unit 8: el/il/le endings</u> jewel, camel, travel fossil, nostril, tonsil needle, candle, battle	extreme famous
11.3.24	<u>Unit 22: ow, oo, ea</u> leaf, steam, thread flower, blow, glow, book, look	told told	<u>Unit 13: homophones</u> break, brake through, threw site, sight allowed, aloud	awkward bargain	<u>Unit 9: trans, tele, bi</u> bicycle, bisect, telephone, television, telescope, transport, transfer, translate	favourite February
18.3.24	<u>Consolidation</u>	<u>Consolidation</u>	<u>Unit 14: simple plurals</u> plates, horses, clouds babies, cherries, lice, crises, cacti	bruise category	<u>Unit 10: adding s or es</u> nappies, stories, valleys, passes, boxes, knives, leaves, chiefs	forward fruit
25.3.24	<u>Consolidation</u>	<u>Consolidation</u>	<u>Unit 15: more plurals</u> wolves, potatoes, scarves, loaves, beliefs, cliffs, tomatoes, pianos	cemetery committee	<u>Consolidation</u>	<u>Consolidation</u>

Homework Activity Grid - P6/7

<p>1. SPELLING Consider the way in which you learn your spellings. Do you learn best by writing them over and over again, saying them out loud, breaking them up into chunks or looking for words within words, visualising them or creating them using concrete materials such as scrabble tiles. Try different ways to see what helps you remember them most easily.</p>	<p>2. SPELLING Use the new Spelling Menu and try to complete four different activities over the week to help you learn your spellings. The Morse code and BSL tasks might interest you!</p>	<p>3. READING Create a storyboard or a comic strip based on one of the creatures we see in The Arrival.</p>	<p>4. READING Based on what we have read so far, create a character information sheet for one of the characters in The Arrival. You could imagine what their likes and dislikes are, what hobbies they do etc.</p>	<p>5. WRITING Look for examples of procedural writing at home. Some examples might include recipes, manuals, and instructions for board games. Can you spot the imperative ("bossy") verbs? Write your own instructions including time connectives, imperative verbs and adverbs to add detail. Make sure they are chronological.</p>
<p>6. WRITING Write a newspaper report using a story from Newsround. Think about the different features you will need like a headline that uses alliteration or a play on words, subheadings, 3rd person and past tense, short paragraphs, quotes and images or photographs with captions.</p>	<p>7. NUMERACY Talk to an adult at home about different ways we pay for things e.g. direct debits, standing orders, using a card or paying with a phone. What different ways are available to children to pay for items other than using cash?</p>	<p>8. NUMERACY Look for negative numbers in everyday life. For example, the temperature sometimes drops below zero. Are there any other examples you can find?</p>	<p>9. NUMERACY What is the relationship between angles, grid references and co-ordinates? Can you design your own treasure map using 3 figure bearings and a compass to give clues?</p>	<p>10. NUMERACY Create your own pattern or sequence and challenge someone to work out what the pattern is.</p> 
<p>11. HEALTH & WELLBEING Set yourself a realistic New Year resolution that will make a positive impact on your life. You might want to consider the idea of healthy balances e.g. physical activity, rest and sleep or food and nutrition.</p>	<p>12. HEALTH & WELLBEING What are the impacts of peer and media pressure? Use your knowledge of fact and opinion to identify situations where people might try to influence other people's decision. What could you do to make sure you are making the most responsible decisions if you were being pressured to do something?</p>	<p>13. HEALTH & WELLBEING Can you give an example of a lifestyle choice that affects the body? Which organs or body system does it affect?</p>	<p>14. TOPIC - SCIENCE Draw and label the body. Label the internal and sensory organs. CHALLENGE can you describe how the digestive, respiratory or circulatory system works?</p>	<p>15. TOPIC - SCIENCE Can you find ways to conserve energy in your house? For example, turning off the tap when brushing your teeth, turning lights off in rooms, putting devices off rather than on standby. Why is energy conservation so important? What is an Energy Performance Certificate (EPC)? See if you can find an example of one and investigate why we use them.</p>

Spelling Menu Homework Help

Spelling dominoes

Make your own spelling dominoes using the template and play a game with your family.

Playdough spelling

Use playdough (or something similar) to make the letters to spell out your word.

Spelling maths

Combine spelling and ~~maths~~ maths. Consonants are worth 10, vowels are worth 5. What is the total of each word?

Tasty words

Spray some squirty cream on a dinner plate and spread it out. Write your word out with your finger in the cream. Make sure to clear up afterwards!

Torch writing

Turn all of the lights off and use a torch to spell out the word onto a wall. Can your partner guess the word?

Morse code

Use the Morse code sheet to help you spell out your words using Morse code.

Scrabble spelling













Work out what the value of your word would be using the Scrabble points.

Sign language

Use the Sign Language sheet to learn how to spell your words using sign language letters.

Spelling shapes

Spell out your words by moving your body to look like each letter. Can a partner work out which word you're spelling?



MORSE CODE

A	· -	J	· - - -	S	· · ·	0	- - - - -
B	- · · ·	K	- · -	T	-	1	· - - - -
C	- · - ·	L	· - · ·	U	· · -	2	· · - - -
D	- · ·	M	- -	V	· · · -	3	· · · - -
E	·	N	- ·	W	· - -	4	· · · · -
F	· · - ·	O	- - -	X	- · · -	5	· · · · ·
G	- - ·	P	· - - ·	Y	- · - -	6	- · · · ·
H	· · · ·	Q	- - · -	Z	- - · ·	7	- - · · ·
I	· ·	R	· · ·			8	- - - · ·
						9	- - - - ·

