


Search for this book on the epic! app.
Even better if you have it in the house.



If you cannot access the app then you can try some of these activities with a non-fiction book you already have.

This type of book is a non-fiction book.

Non-fiction books have many different features in order to display facts about a subject.

table of contents

tables/charts

glossary

headings

picture captions

subheadings

photos

diagrams

index

bold words

maps

graphs

Find the contents page in your book.

If using the recommended text, it will look like this:

chapter heading

name of section

page number
to find
information

Species Smackdown: How Slow Can You Go?	108
By the Numbers: The Race for Last Place	110
Blast From the Past: A Slow, Slow Dino	112
Slow-at-a-Glance	114
In Our World: Have a Headache? Try Some Snail Venom!	116
Fun and Games: Slow, Slower, Slowest	118
CHAPTER 5: LOUDEST	120
And the Winner Is	122
The Runners-Up	124
Case Study: Animal Chatterboxes	128
Spotlight: That Sounded Like a	130
Case Study: Get Out of My Territory	132
Creature Feature: Singing Dogs!	134
Species Smackdown: Who's Louder, Anyway?	136
By the Numbers: Make Some Noise!	138
Blast From the Past: Loudest Dino Blast	140
Loud-at-a-Glance	142
In Our World: Whistling a New Tune!	144
Fun and Games: Say What?	146
CHAPTER 6: WEIRDEST	148
And the Winner Is	150
The Runners-Up	152
Case Study: Real Wild Discoveries	156
Spotlight: Rare Animal Oddities	158
Case Study: Animal Mash-Ups	160
Creature Feature: Freaky Features!	162
Species Smackdown: Who's Weirder?	164
By the Numbers: The Weird Wild	166
Blast From the Past: Real-Life Bigfoot	168
Odd-at-a-Glance	170
In Our World: The Secret of the Mole Rat!	172
Fun and Games: Weird But True Animal IQ!	174
CHAPTER 7: DEADLIEST	176
And the Winner Is	178
The Runners-Up	180
Case Study: Deadly Snakes Have Built-in GPS	184
Spotlight: Killer Instincts	186
Case Study: Seriously Sneaky Snakes	188
Creature Feature: Small but Deadly	190
Species Smackdown: Ultimate Animal Matchups!	192
Case Study: Predator Progress Report	194
Blast From the Past: The Deadliest Dino	196
Deadly-at-a-Glance	198
In Our World: The Value of Venom!	200
Fun and Games: Deadly Defenses	202
Index	204
Credits	206
Copyright	208

A contents page helps us find the information we want to find quickly, instead of searching through the entire book.



We don't have to read non-fiction books in order. You can pick and choose what you want to read and when.

Table of contents

Use the contents page to find the answers to these questions:

What can I read about on page 16?

What about page 25?

What page number interests you the most? Why?

What will I find on page 6?

Why do you think the author has included a contents page?



Headings and Subheadings

Look for the headings in your book.

What do they tell you?

Heading



Heading

Headings and Subheadings

Look for the subheadings in your book.

What do they tell you?



Subheading

Subheading

Headings tell you the overall topic of information that will be explained. BIGGEST CAT

Subheadings give you a more specific category for the information. SIBERIAN TIGER

Underneath both, will be detailed information about that topic.



Photos

Without photos, the information can look a bit boring.

MORE RUNNERS-UP ... Explore a few more honorable mentions in the colossal creatures category!

BIGGEST CAT
SIBERIAN TIGER
Here, kitty, kitty. Or maybe not! This wild cat can weigh 660 pounds (300 kg) and grow to be 10.75 feet (3.3 m) long. These meat-eaters are known for their power and strength—perfect reason to keep your distance!

BIGGEST REPTILE
SALTWATER CROCODILE
This ferocious crocodile is nicknamed "saltie" because of its great skill as an ocean-water swimmer. It can grow up to 23 feet (7 m) long and weigh more than a ton (0.9 m). The super-aggressive reptile is big enough

Much better!



brings the information to life

brings the information to life

Picture Labels



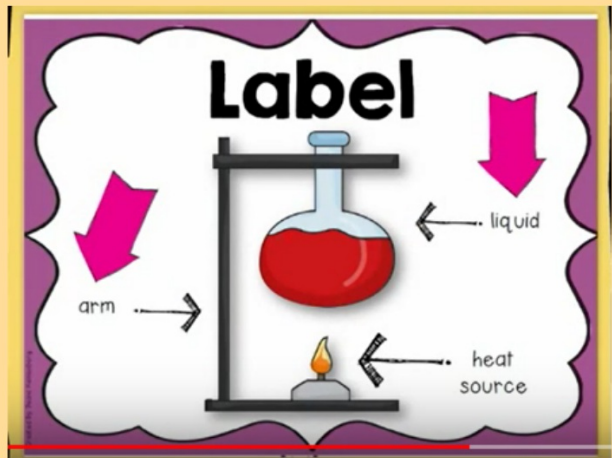
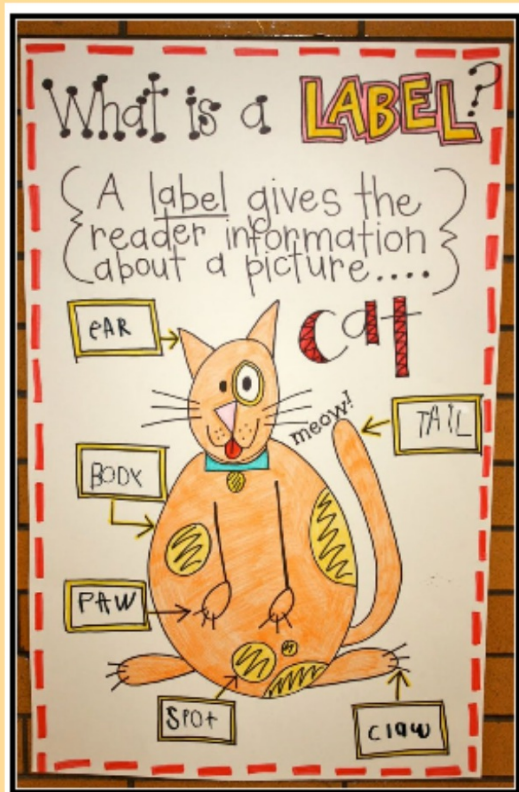
Look in your chosen book, can you find any labels?




Here, the label is simply telling us the names of the tiny dogs, MILLY and BRANDY.

A label names the picture or parts of a diagram.

Labels can be inside, beside, above or below the illustration.



In this caption, it tells us a wee bit more than just a name.



Adult male chimps weigh 100 pounds (45.35kg) on average.

The caption can give us **FACTS.**

Caption



Information under a photograph that tells more information about the picture.

Saturn is the sixth planet from the sun. Saturn has many rings of rock and ice that orbit the planet.



These sunflowers need sunlight and air to grow. They also need water and nutrients from the soil.

caption



If we didn't have this information, we would be left to guess who this chimp was and not know the **FACTS**.

We might think Jimmy is a chimp who is going to the shops to buy some milk! Captions help us stick to the **FACTS** about what is going on in the picture.



Bold words or print

Take a look at your non-fiction text.

Does it have bold print? That means bigger and darker words than the rest of the text.

What about words in a different colour?

Where animals live

Some animals live in the **ocean**.

Some live in the **forest**. Others live at the **zoo**.

See if you can figure out why this is done.

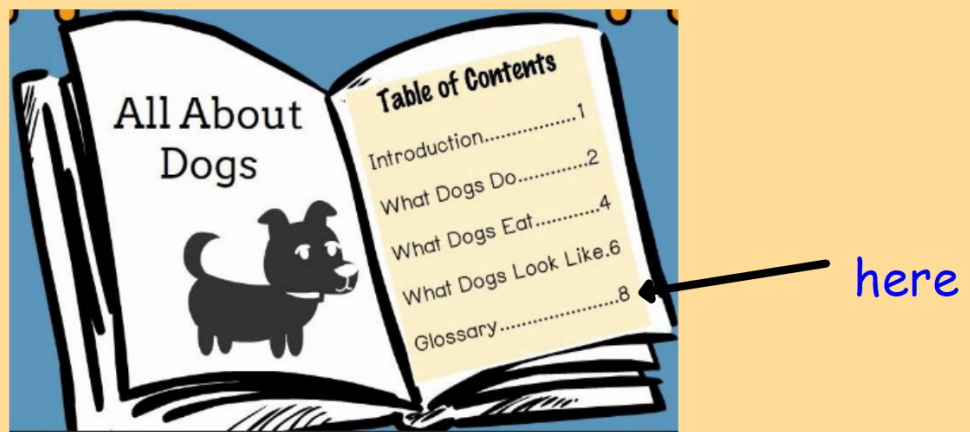
BOLD PRINT

Bold words or print are used to draw the reader's attention to a particular part of the text.

Do you know how to stay safe when riding your bike? You need to wear a **helmet** to **protect** your head from **injury**. It is also a good idea to ride in a familiar place with an adult.

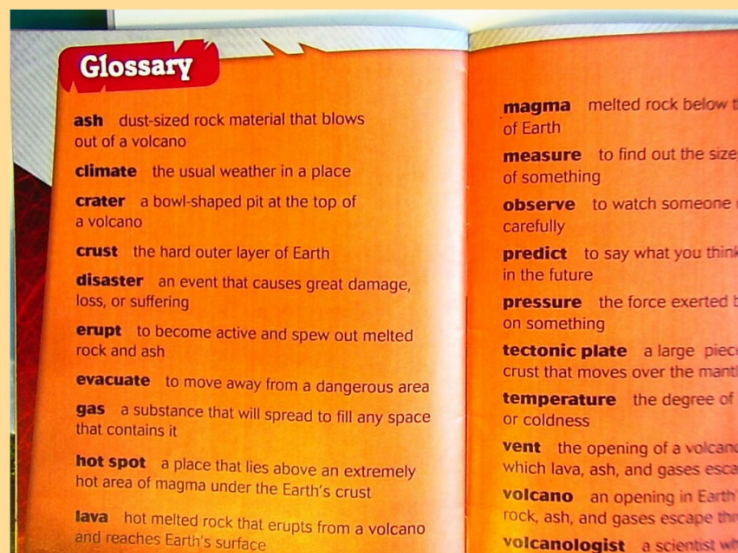
Glossary

Use your table of contents at the start of the book to find the glossary pages.



Some books don't have one so no need to worry if you cant find it.

You will find that the glossary is mostly at the back of the book, but this isn't always the case.

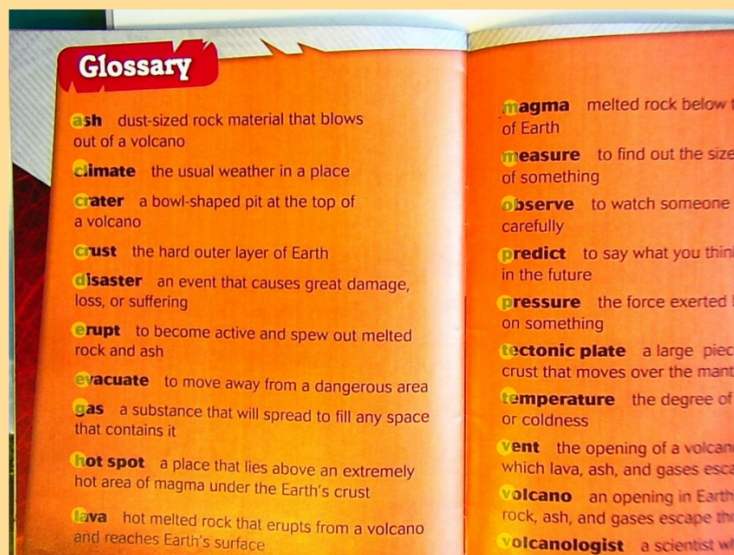


What do you notice about this glossary?

What about your glossary?

What is its purpose?

a
c
d
e
g
h
l



A glossary is in alphabetical order so you can navigate more easily.

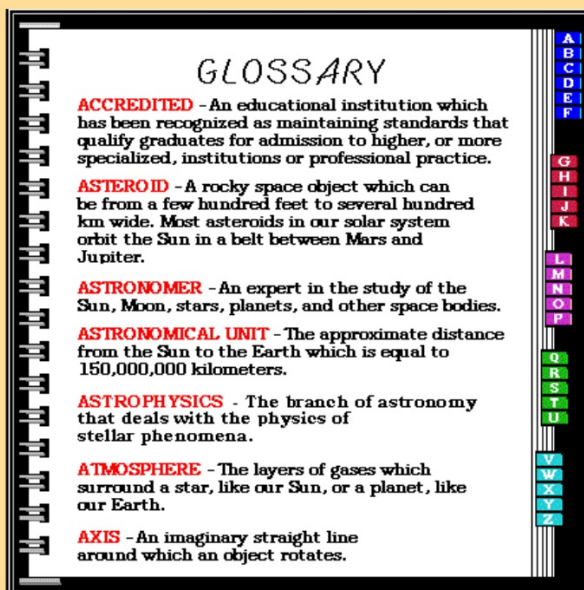
But what is its purpose?

What do you think the book above is about?

Look at yours again, what information is it giving you?

A glossary acts like a book's personal little dictionary for all the tricky or new words we come across.

It helps us to better understand the text.



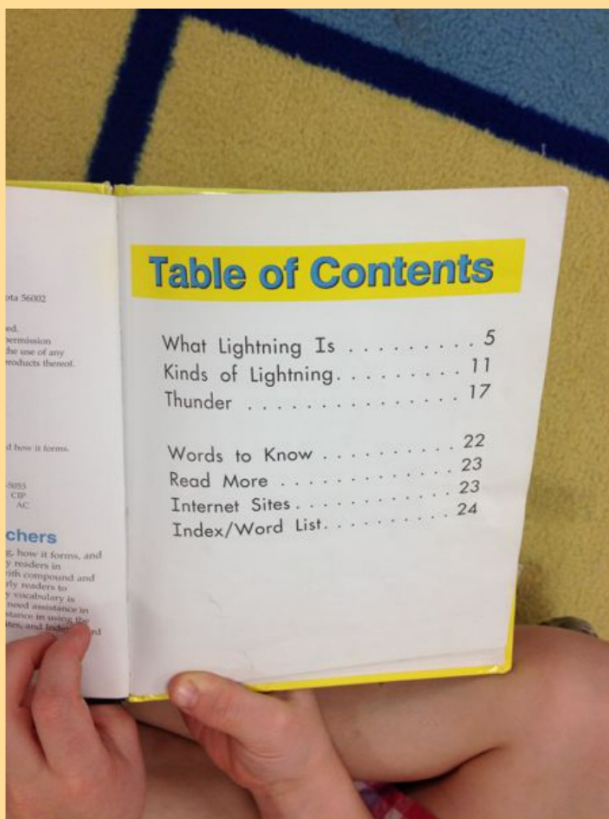
Which type of book do you think this glossary belongs to?

Index



This is what an index looks like. Do you notice anything about how it is organised?

Look for where the index is in your contents page - it is always at the back of the book.



The index is at the **bottom** of the contents page which means it is at the **end** of the book.

But what do you think it is for?



Index

An index is an alphabetical list of important words and the page numbers where the reader can find information throughout the book.

Index

Amphibian – 3, 5, 6,	Metamorphosis – 10
Camouflage - 10	Tadpole - 10
Cold-blooded – 3, 11	Tail – 10
Frog – 3, 5, 10, 11	Toad – 3, 6, 10, 11

Index

An index is an alphabetical list of important words and the page numbers where the reader can find information throughout the book.

Index	
Amphibian - 3, 5, 6,	Metamorphosis - 10
Camouflage - 10	Tadpole - 10
Cold-blooded - 3, 11	Tail - 10
Frog - 3, 5, 10, 11	Toad - 3, 6, 10, 11



only one page with tadpole information

a few pages that have information about toads



Use your index to help find some facts in your book.

Organise your favourite facts using this template.

My facts about _____		
Fact 1 _____ _____ _____	Fact 2 _____ _____ _____	Fact 3 _____ _____ _____
Fact 4 _____ _____ _____	Fact 5 _____ _____ _____	Fact 6 _____ _____ _____
Fact 7 _____ _____ _____	Fact 8 _____ _____ _____	Fact 9 _____ _____ _____

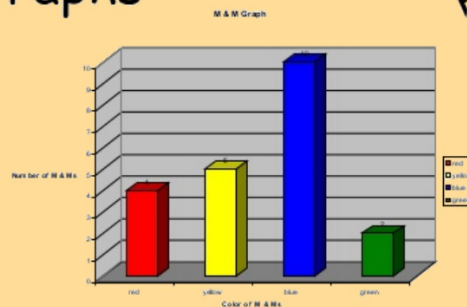
Maps, graphs, tables, charts and diagrams



Charts, Tables, and Graphs

Charts & Tables help the reader understand important information by listing it in a chart or table.

Graphs help the reader see relationships between things.



Color of M & Ms	Number of M & Ms
Red	4
Yellow	5
Blue	10
Green	3



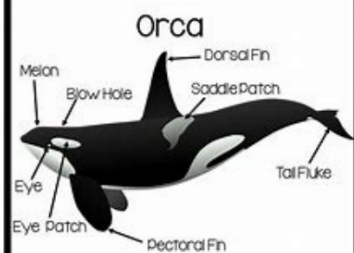
Maps



A map will show you the place the book is telling you about.

Diagram

A picture with labels



Can you see any of these text features in your chosen book?

They are there to help you understand the information.



Why don't you try to draw a **diagram** for your chosen book?

Activities to try at home





Nonfiction Features Scavenger Hunt



Feature	Page number	The author included this to:
Table of contents		
Headings/ subheadings		
Bold words/coloured words		
Glossary		
Index		
Photos		
Picture captions		
Maps, graphs, tables, charts and diagrams		



My Nonfiction Book Report



Title: _____
Author: _____

Here are three facts I learned from this book.

Fact 1	Fact 2	Fact 3
_____	_____	_____
_____	_____	_____
_____	_____	_____
_____	_____	_____
_____	_____	_____

Here is a new vocabulary word I learned from the text.

Vocabulary word: _____ Page number: _____

Definition: _____

Sentence: _____

Rating: ☆☆☆☆☆

I give this book _____ stars.

Try to make your own nonfiction book with all the features you have learned.



