

Ukulele for Beginners



A classroom resource

Ukulele

The Ukulele is a fun, versatile instrument for everyone to play

The Ukulele is:

- * Small, so good for little hands
- * Easily tuned
- * Not too expensive

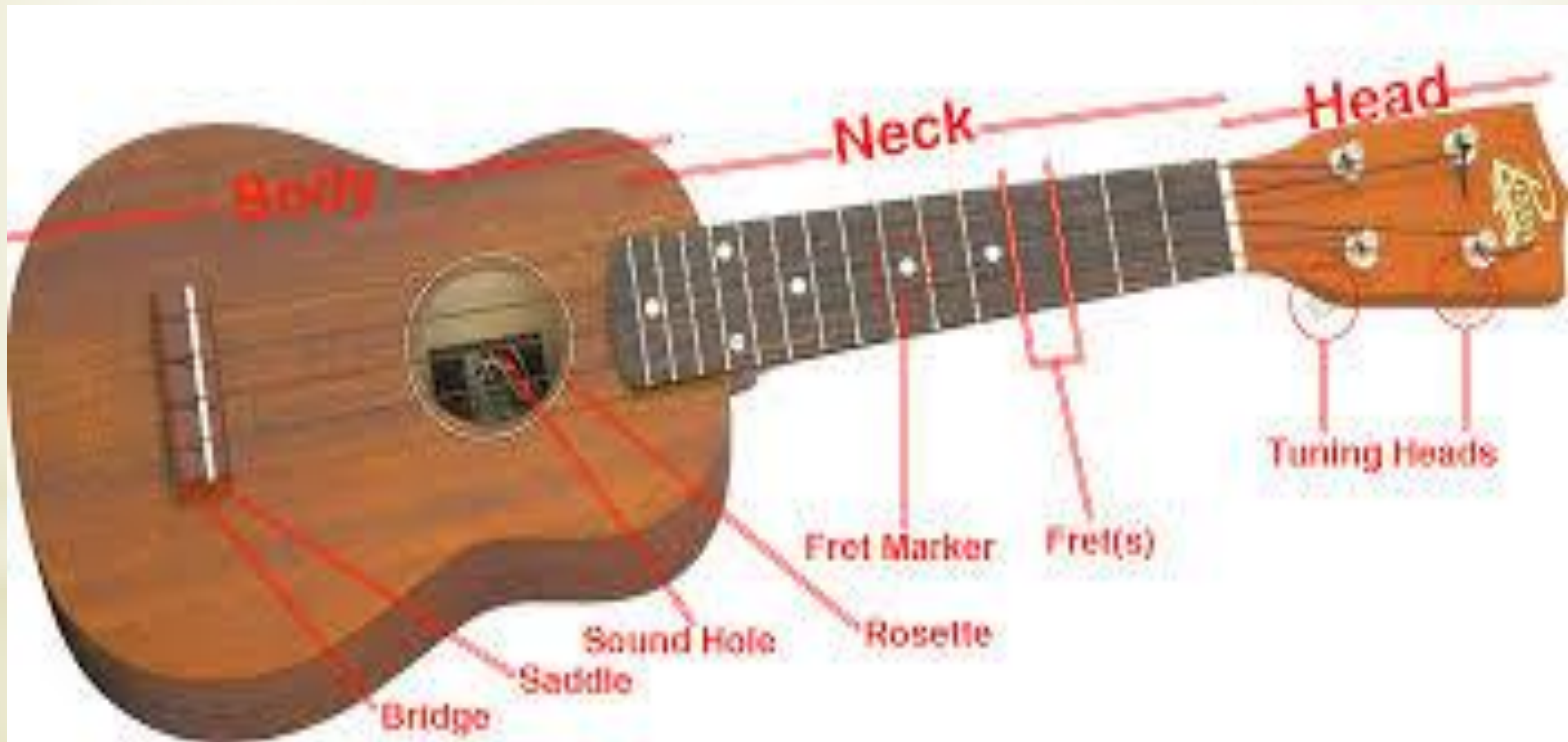
Ukulele

There are different sizes of Ukulele. They are all tuned in the same way.



Ukulele

Parts of the Ukulele



Tuning

The Ukulele is tuned using the notes G C E A with the two outside strings pitched higher than the inside two strings.

Tuning - All Strings



G



C



E



A



The image displays a brown ukulele with the notes G, C, E, and A written on its body. Below the ukulele is a musical staff with a treble clef and four notes: G (first space), C (first line), E (second space), and A (second line). To the right is a piano keyboard diagram with four keys highlighted: C (3rd string), E (2nd string), G (4th string), and A (1st string).

Strumming

There are lots of different ways to strum a ukulele and over the course we will be looking at 4 different strumming styles.

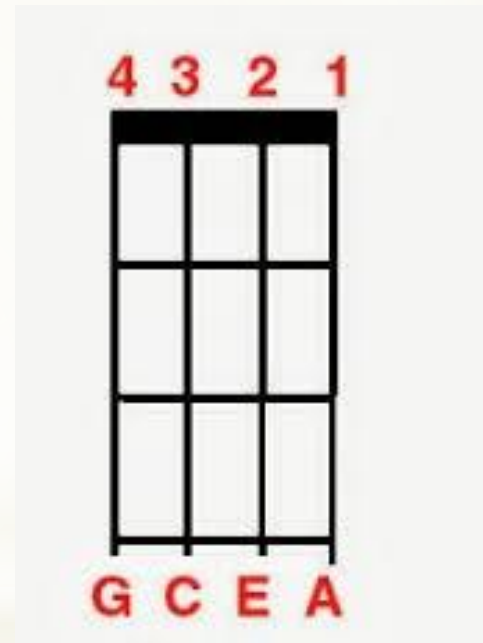
Firstly we will be focussing on the basic downwards strum.

For this use your 1st finger nail on the Right Hand and strum downwards.

Lets try that together 😊

Chords

We play chords using our 4 fingers on the left hand and placing the fingers onto the frets, just like on the guitar.



C Chord

We play our C chord using the third finger on the 3rd fret on the A string. We are using a yellow sticker to help us.



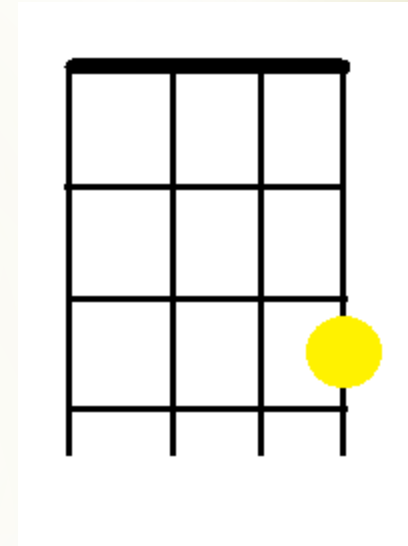
Frere Jacques

↓ ↓ ↓ ↓
Frere Jacques, Frere Jacques

↓ ↓ ↓ ↓
Dormez vous? Dormez vous?

↓ ↓ ↓ ↓
Sonnez les matines. Sonnez les matines.

↓ ↓ ↓ ↓ ↓ ↓
Ding Dang Dong, Ding Dang Dong



C Major



F Chord

We play our F chord using the second finger on the 2nd fret on the G string and 1st fret on the E string. We are using red stickers to help us.



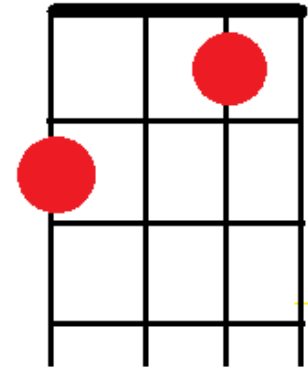
Singing In The Rain



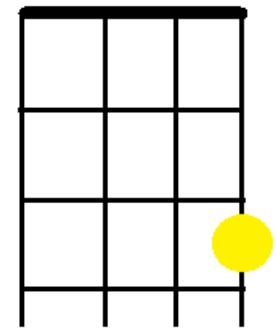
F ↓ ↓ ↓ ↓ ↓ ↓ ↓ ↓ ↓
I'm singing in the rain
Just singing in the rain
Whata glorious feeling

C ↓ ↓ ↓ ↓ ↓ ↓ ↓ ↓ ↓
I'm happy again

I'm laughing at clouds,
So dark up above
'Cause the sun's in my heart And I'm
F
ready for love



F Major



C Major

Singing In The Rain

F

Let the stormy clouds chase
Everyone from the place
Come on with the rain I've a

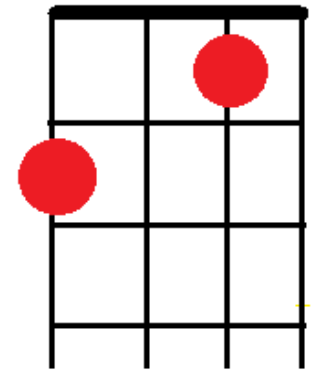
C

smile on my face

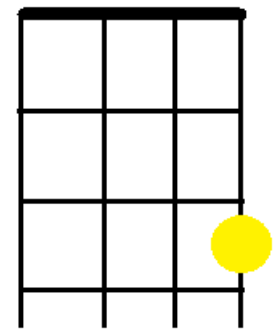
I'll walk down the lane
With a happy refrain
'Cause I'm singing
Just singing in the

F

rain.



F Major



C Major

One Man Went To Mow

F

One man went to mow, went to mow a

C

meadow, One man and his dog went to mow a

F

meadow.

Two men went to mow, went to mow a

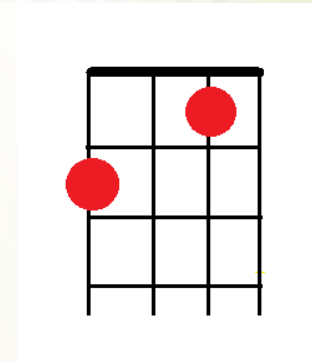
C

meadow, two men, one man and his dog went to mow a

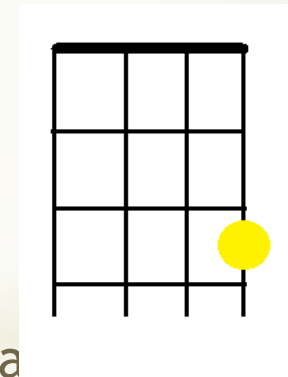
F

Meadow

Three men, Four men.....



F Major



C Major



slow



fast

Strumming

Now we will be looking at a 2nd strumming styles.

We are going to try the basic shuffle strum.

For this use your 1st finger nail on the Right Hand and strum downwards then upwards

Down Up Down Up

Lets try that together 😊

Let's do One Man Went to Mow again with a Shuffle Strum.

One Man Went To Mow

F

One man went to mow, went to mow a

C

meadow, One man and his dog went to mow a

F

meadow.

Two men went to mow, went to mow a

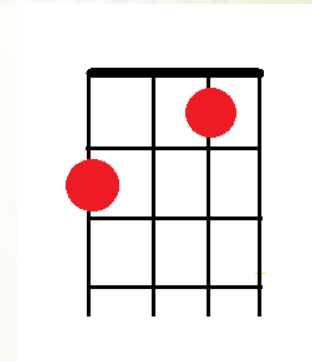
C

meadow, two men, one man and his dog went to mow a

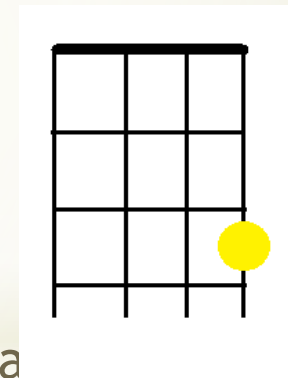
F

Meadow

Three men, Four men.....



F Major



C Major



Slow shuffle



Fast shuffle

C7 Chord

We play our C chord using the first finger on the 1st fret on the A string. We are using a blue sticker to help us.



Lord of the Dance



F

I danced in the morning when the world was begun and I

C

Danced in the moon and the stars and the sun

F

I came down from heaven and I danced on the earth

C

F

In Bethlehem I had my birth

F

Dance, then wherever you may be I am the Lord of the

C

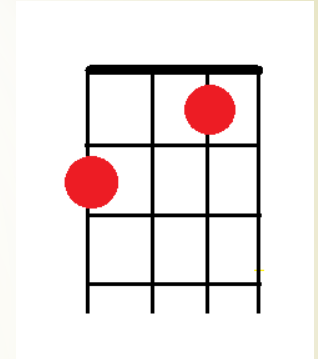
F

Dance said he and I'll lead you all wherever you may be and I'll

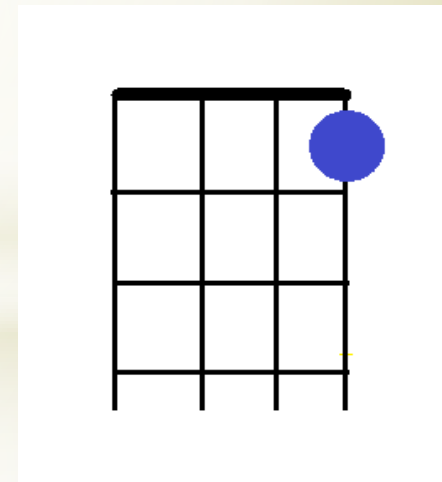
C

F

Lead you all in the dance said he



F Major



C7 Major

Excellent Ukulele websites

- * <http://www.cathyschords.com/>
- * <http://www.ukulele-chords.com/>
- * <http://suj.btck.co.uk/Songs/SongsforBeginners>

Ukulele For Beginners

created and run by East Ayrshire YMI

