

Ukulele for Beginners



A classroom resource

Tuning

The Ukulele is tuned using the notes G C E A with the two outside strings pitched higher than the inside two strings.

Tuning - All Strings



G



C



E



A



The image displays a brown ukulele with the notes G, C, E, and A written on its body. Below the ukulele is a musical staff with a treble clef and four notes: G (first space), C (first line), E (second space), and A (second line). To the right is a piano keyboard diagram with four keys highlighted: C (3rd string), E (2nd string), G (4th string), and A (1st string).

Strumming

There are lots of different ways to strum a ukulele and over the course we will be looking at 4 different strumming styles.

We looked at the downward strum and an straight shuffle strum.

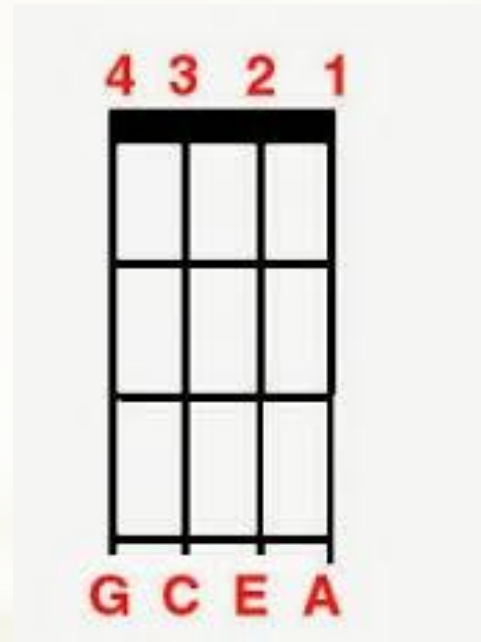
Downward Strum - 1st finger Down, Down, Down, Down

Shuffle - 1st finger Down, Up, Down, Up

Lets try these together on an open chord 😊

Chords

Remember that we play chords using our 4 fingers on the left hand and placing the fingers onto the frets, just like on the guitar.



C, F, C7 Chords

We practiced our C, F and C7 chords last time, today we are going to be adding G7 and A Minor



C Chord




F Chord



C7 Chord

G7 Chord

We play our G7 chord using the 1st finger on the 1st fret on the E string, 2nd finger on the 3rd fret on the C string and 3rd finger on the 3rd fret of the A string making a 



Rivers of Babylon

C

By the rivers of Babylon,

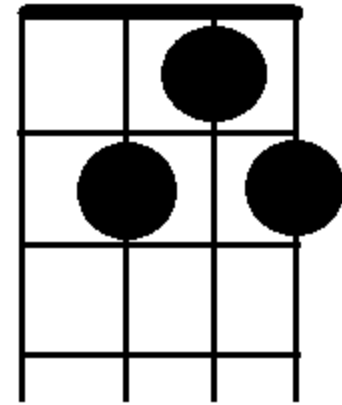
where we sat down

G7

And there we wept

C

When we remember Zi-on



G7 Chord



Rivers of Babylon

C

By the rivers of Babylon, where we sat down

G7

C

And there we wept. When we remember Zi-on

(REPEAT)

But the wicked carried us away captivity,

F

C

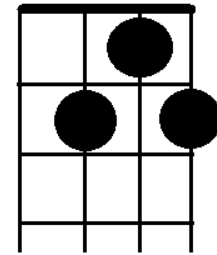
Require from us a song

G7

C

How can we sing the Lord's own song in a strange land

By the rivers.....



G7 Chord



London Bridge Is Falling Down

C

London Bridge is falling down

G7 C

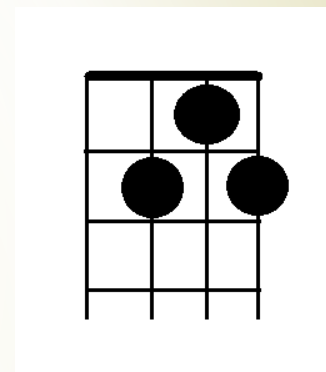
Falling down, falling down

London Bridge is falling down

G7 C

My fair lady

Let try this with a shuffle strum



G7 Chord



If You're Happy And You Know It

C

If you're happy and your know it, clap your hands.

G7

C

If you're happy and your know it, clap your hands.

F

If you're happy and you know it,

C

and you really want to show it

F

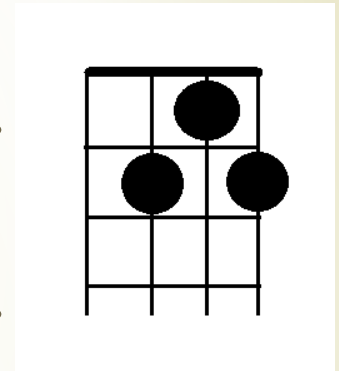
G7

C

G7

C

If you're happy and you know it, clap your hands



G7 Chord



A Minor Chord

We play our A Minor chord using the 2nd finger on the 2nd fret on the G string. Minor chords are sad sounding.



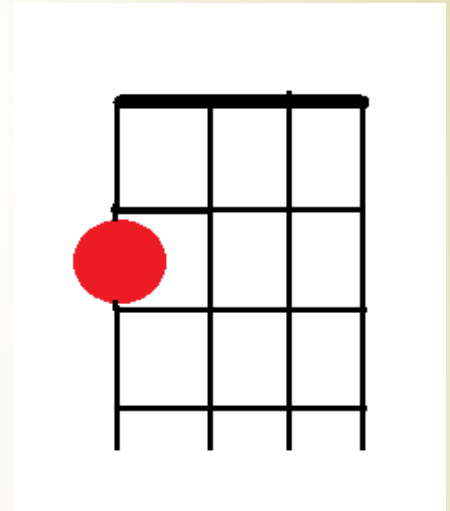
Auld Lang Syne

C Am F G7 C F
Should auld acquaintance be forgot and never brought to mind
C Am F G7 F G7 C
Should auld acquaintance be forgot and auld lang syne

C Am F G7 C F
For auld lang syne my dear, for auld lang syne
C Am F G7 F G7 C
We'll tak' a cup o' kindness yet, for auld lang syne

C Am F G7 C F
And here's a hand my trusty fiere and here's a hand o thine
C Am F G7 F G7 C
We'll tak' a richt big willy waught for auld lang syne

C Am F G7 C F
For auld lang syne my dear, for auld lang syne
C Am F G7 F G7 C
We'll tak' a cup o' kindness yet, for auld lang syne



A Min Chord



Stand By Me

C Am F G C

C Am
When the night has come, and the land is dark

F G C
An the moon is the only light we'll see, no I won't be afraid

Am F G C
No I won't be afraid, Just as long as you stand, stand by me

C Am
And darlin' darlin' stand by me, oh now stand by me

F G C
Stand by me, stand by me

C Am
When the sky that we look upon, should tumble and fall

F G C
An the mountains should crumble to the sea

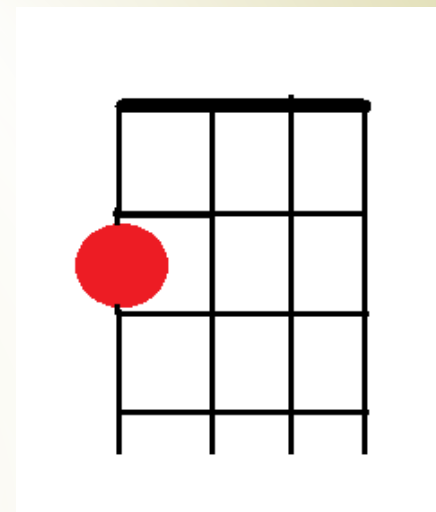
Am
I won't cry, I won't cry no I won't shed a tear

F G C
Just as long as you stand, stand by me

C
And darlin' darlin'....

C Am
Whenever you're un trouble, stand by me, oh now stand by me

F G C
Stand by me, stand by me

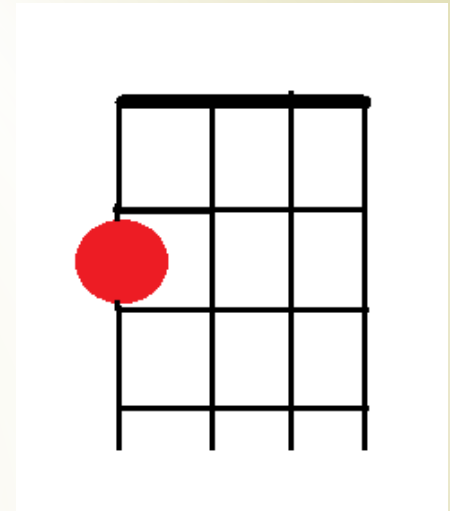


A Min Chord



Counting Stars

Am C
Lately, I've been, I've been losing sleep
G F
Dreaming about the things that we could be
Am C
But baby, I've been, I've been praying hard,
G F
Said, no more counting dollars ,We'll be counting stars,
Am C
I see this life like a swinging vine, swing my heart across the line
G F
In my face is flashing signs, seek it out and ye shall find
Am C
Oh, but I'm not that old, young, but I'm not that bold
G F
I don't think the world is sold, I'm just doing what we're told
Am C G F
I feel something so right, doing the wrong thing
F F
I could lie, could lie, could lie, Everything that kills me makes me feel alive



A Min Chord



Excellent Ukulele websites

- * <http://www.cathyschords.com/>
- * <http://www.ukulele-chords.com/>
- * <http://suj.btck.co.uk/Songs/SongsforBeginners>
- * <http://ukulelehunt.com/ukulele-songs/>
- * <http://ukuleleunderground.com/>
- * <https://www.youtube.com/playlist?list=PL1B65B74C0CE6CEF9>

Ukulele For Beginners

created and run by East Ayrshire YMI

