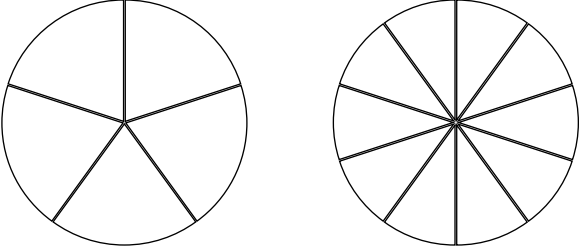
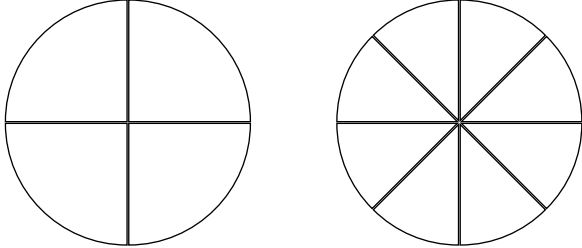


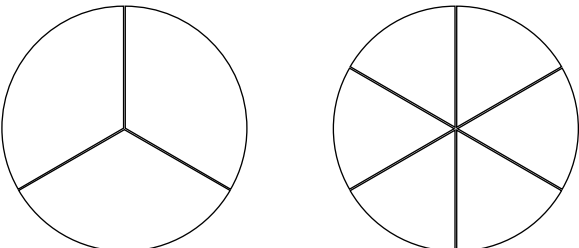
# Comparing and Ordering Fractions



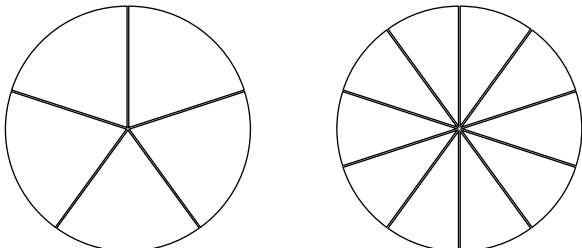
$\frac{2}{5}$    $\frac{6}{10}$



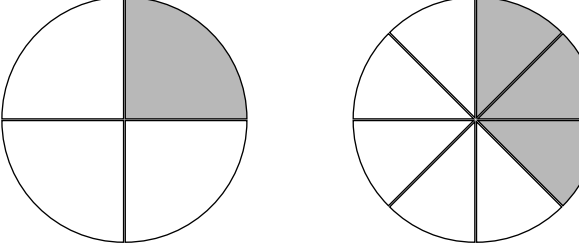
$\frac{3}{4}$    $\frac{6}{8}$



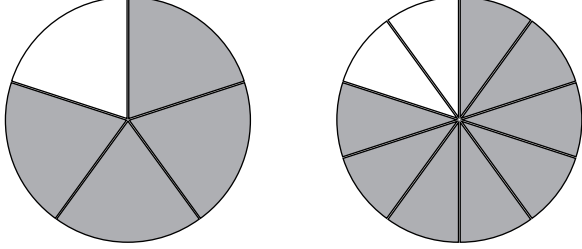
$\frac{2}{3}$    $\frac{3}{6}$



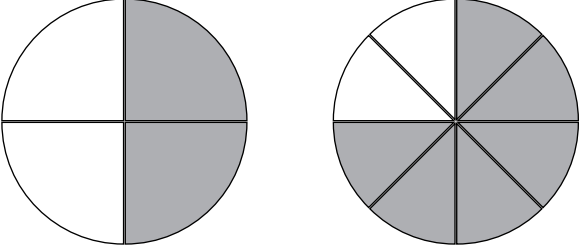
$\frac{3}{5}$    $\frac{4}{10}$



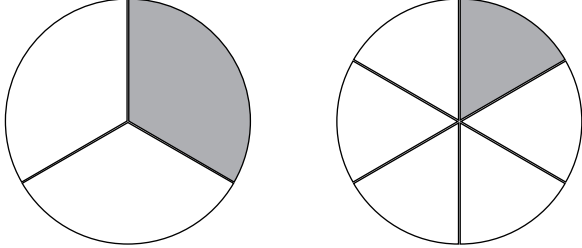
$\frac{\quad}{\quad}$    $\frac{\quad}{\quad}$



$\frac{\quad}{\quad}$    $\frac{\quad}{\quad}$



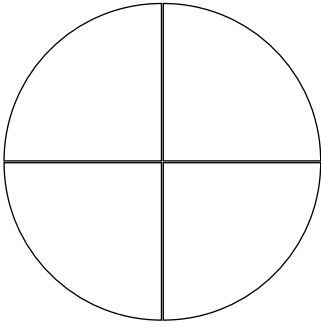
$\frac{\quad}{\quad}$    $\frac{\quad}{\quad}$



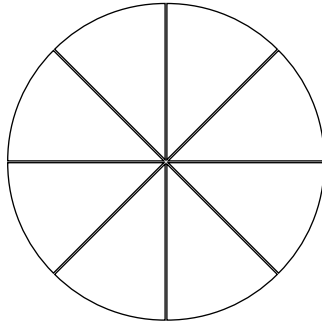
$\frac{\quad}{\quad}$    $\frac{\quad}{\quad}$

Colour in the circles to represent each fraction and then put each fraction in order from smallest to largest.

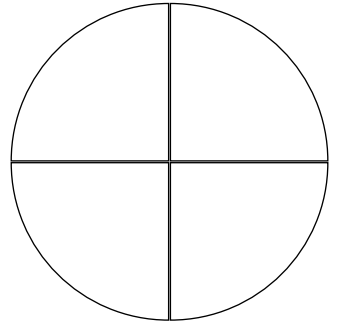
$$\frac{3}{4}$$



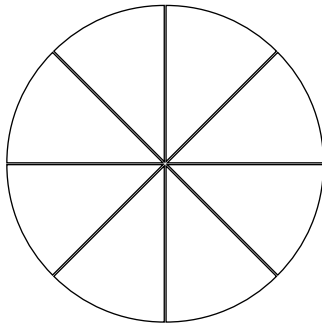
$$\frac{2}{8}$$



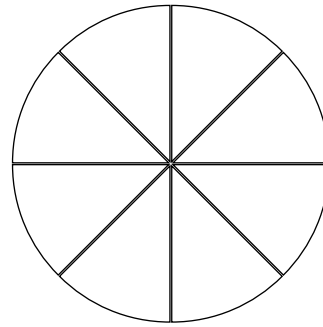
$$\frac{2}{4}$$



$$\frac{5}{8}$$



$$\frac{7}{8}$$

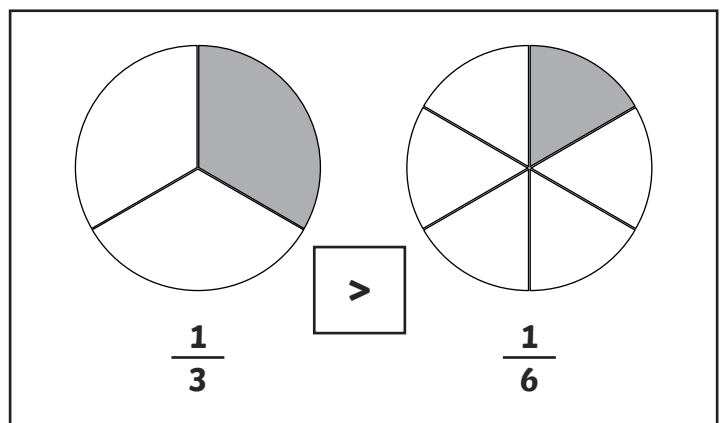
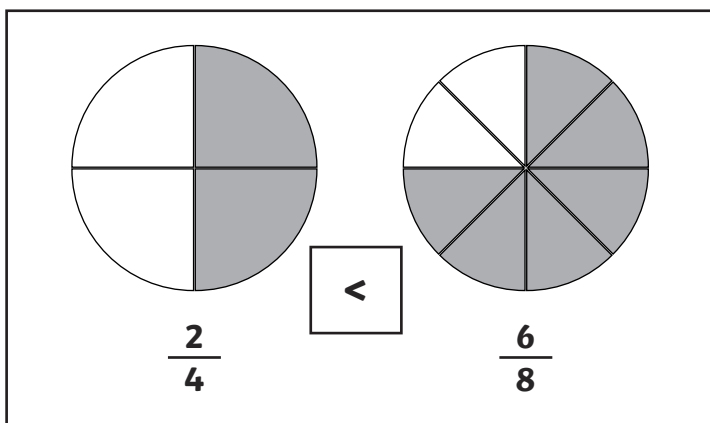
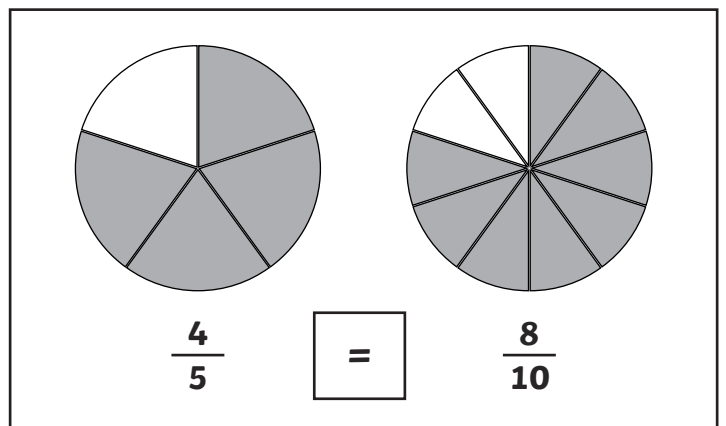
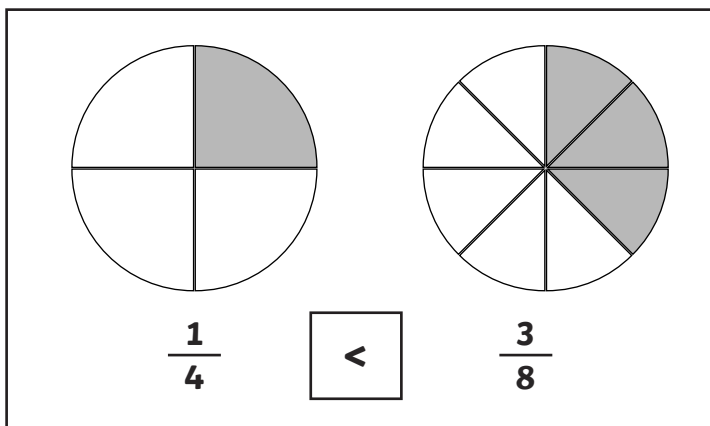
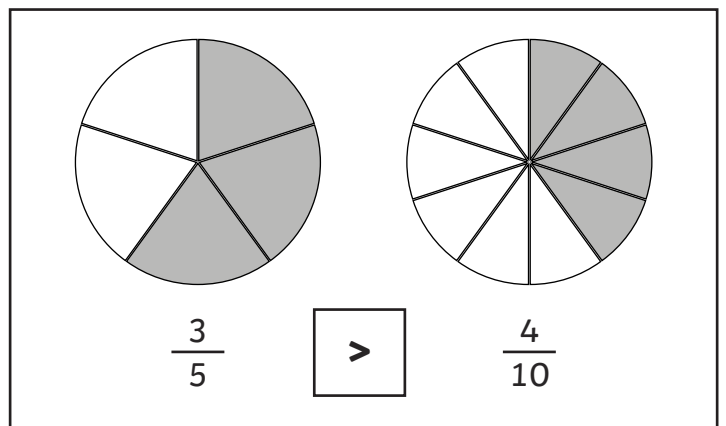
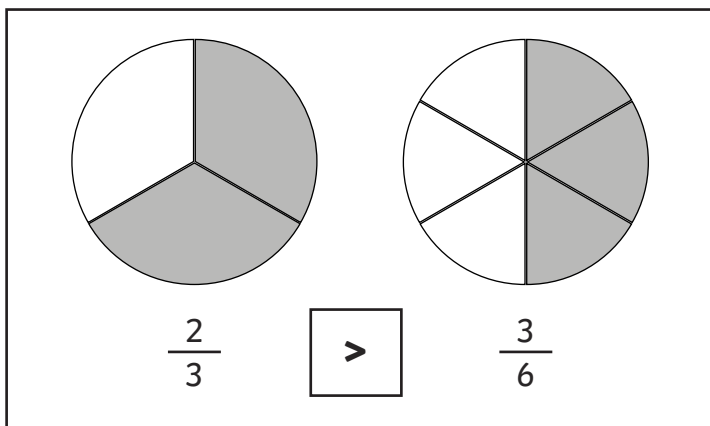
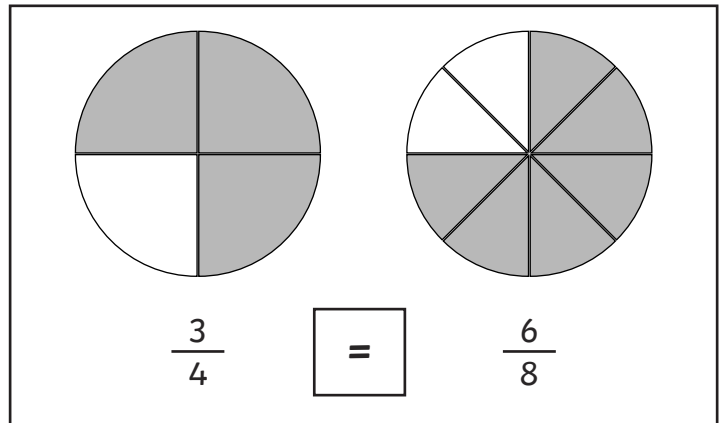
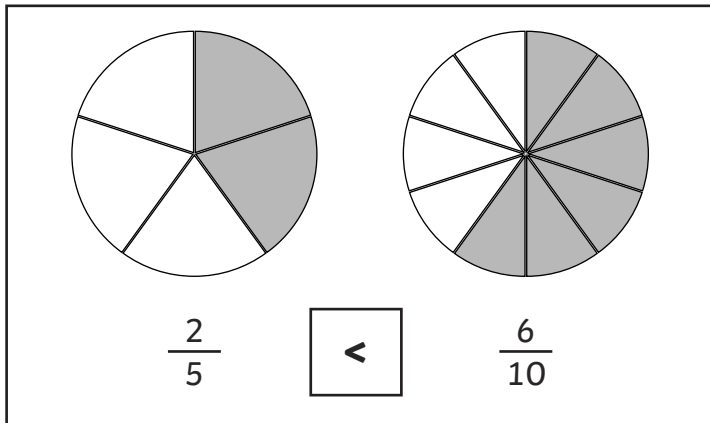


Smallest

Largest

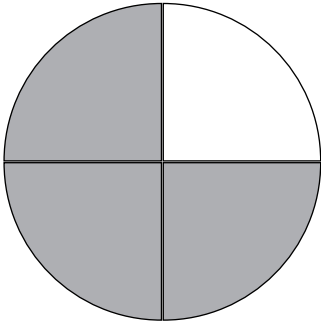
# Comparing and Ordering Fractions

## Answers

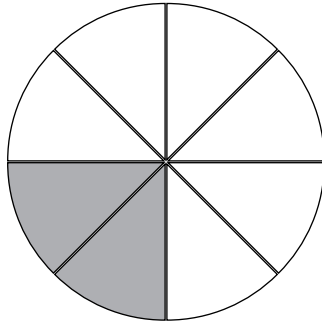


Colour in the circles to represent each fraction and then put each fraction in order from smallest to largest.

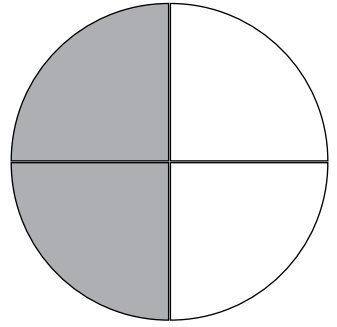
$$\frac{3}{4}$$



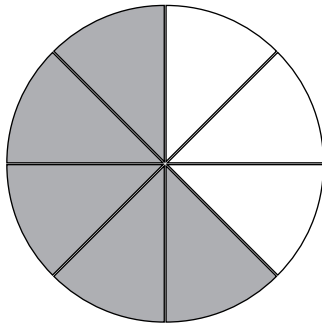
$$\frac{2}{8}$$



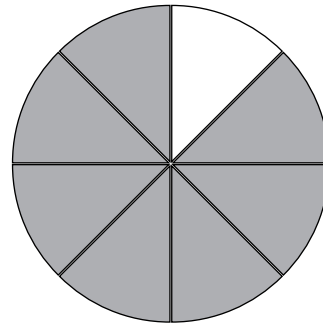
$$\frac{2}{4}$$



$$\frac{5}{8}$$



$$\frac{7}{8}$$



$$\frac{2}{8}$$

$$\frac{2}{4}$$

$$\frac{5}{8}$$

$$\frac{3}{4}$$

$$\frac{7}{8}$$

Smallest

Largest

# Comparing and Ordering Fractions

$\frac{2}{5}$    $\frac{6}{15}$

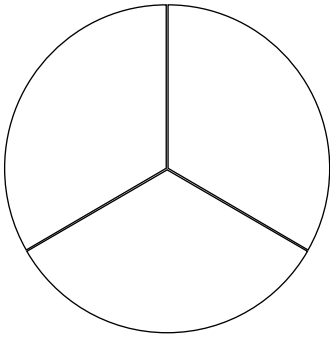
$\frac{2}{3}$    $\frac{10}{12}$

$\frac{2}{3}$    $\frac{3}{6}$

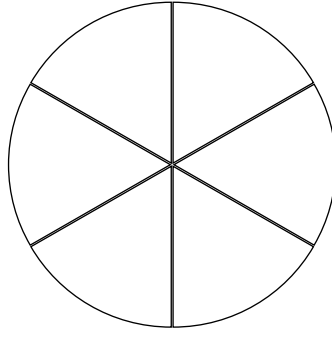
$\frac{3}{5}$    $\frac{4}{10}$

Colour in the circles to represent each fraction and then put each fraction in order from smallest to largest.

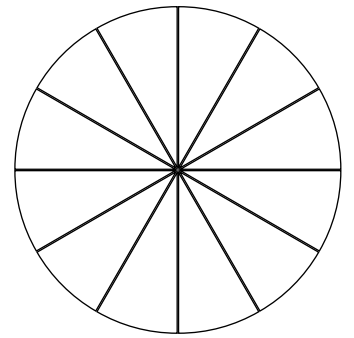
$$\frac{1}{3}$$



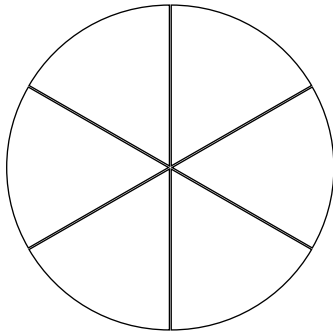
$$\frac{4}{6}$$



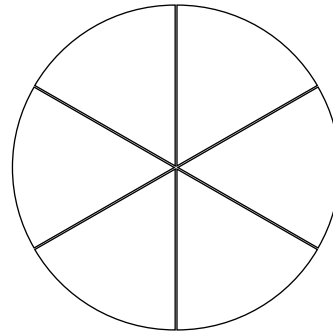
$$\frac{3}{12}$$



$$\frac{3}{6}$$



$$\frac{5}{6}$$

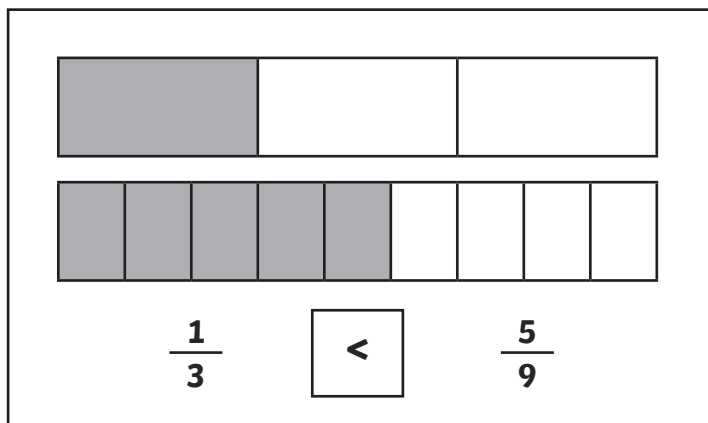
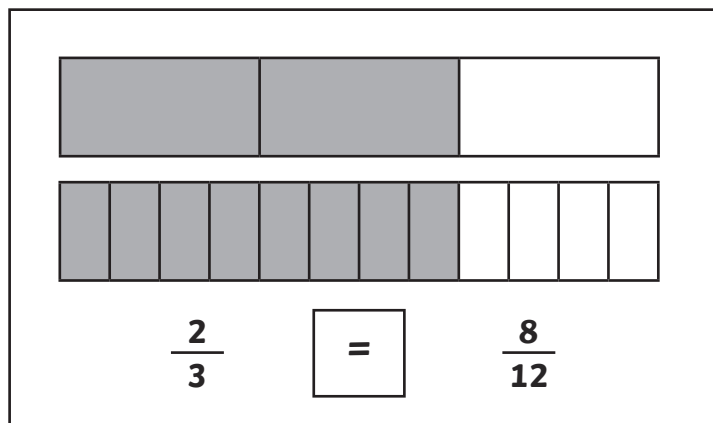
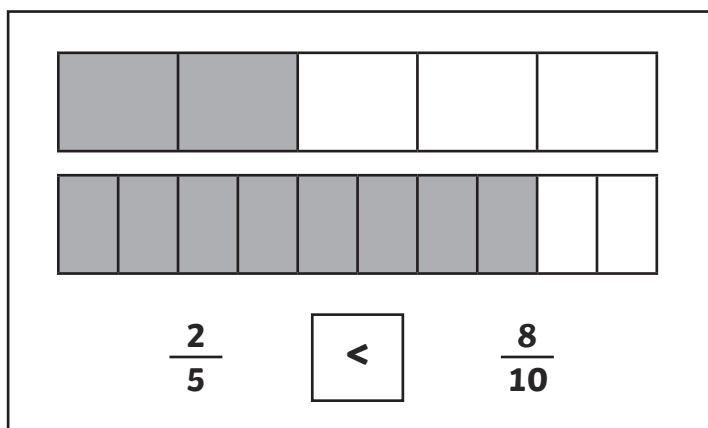
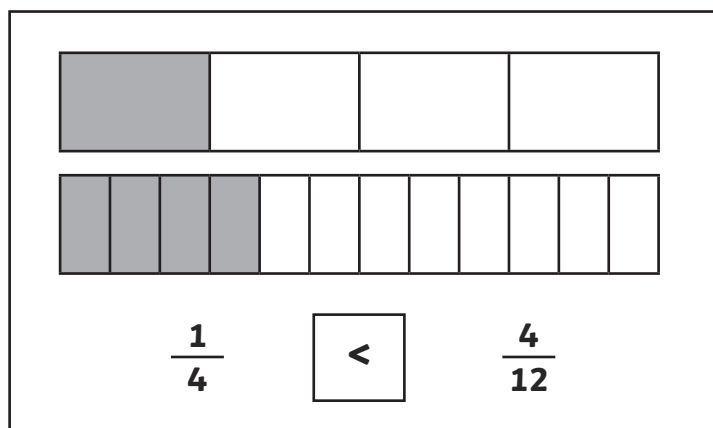
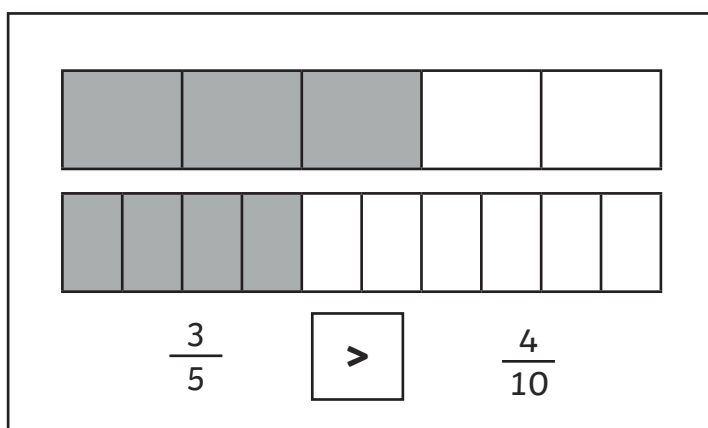
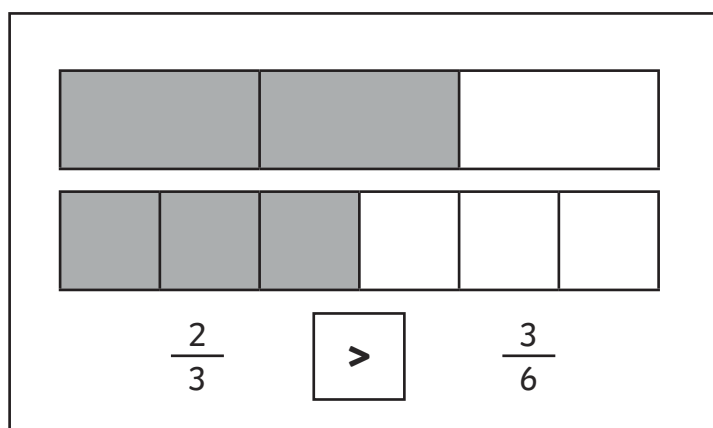
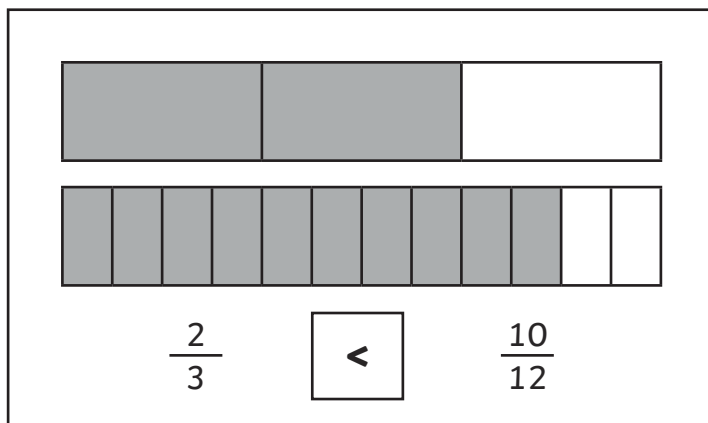
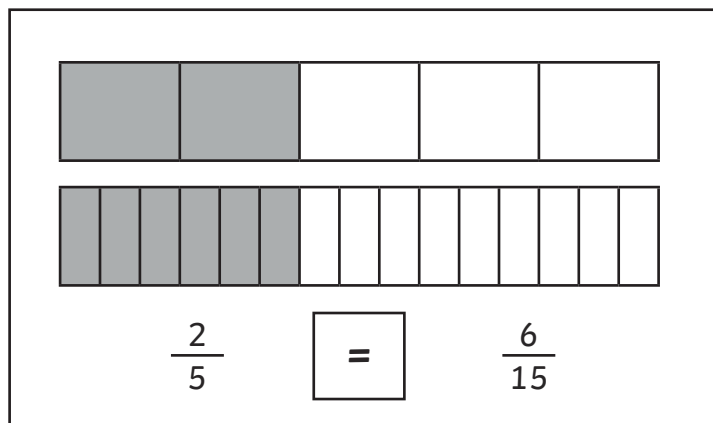


Smallest

Largest

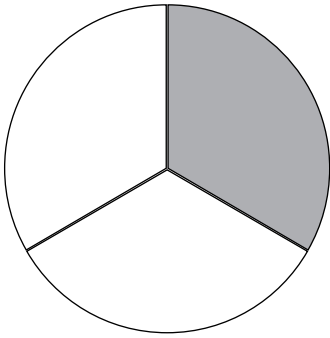
# Comparing and Ordering Fractions

## Answers

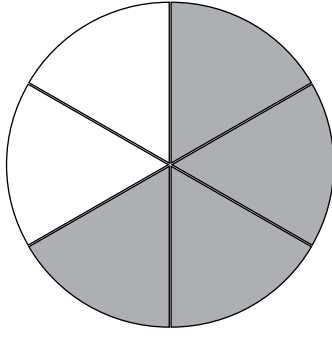


Colour in the circles to represent each fraction and then put each fraction in order from smallest to largest.

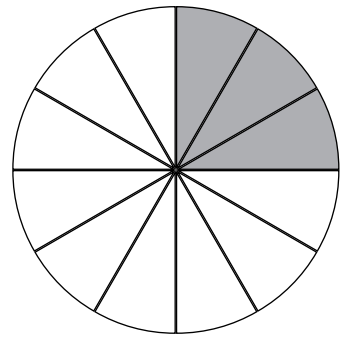
$$\frac{1}{3}$$



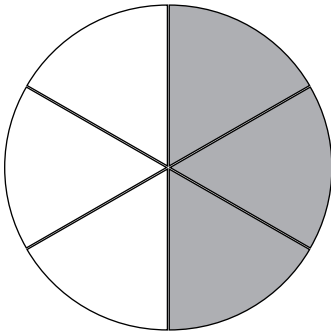
$$\frac{4}{6}$$



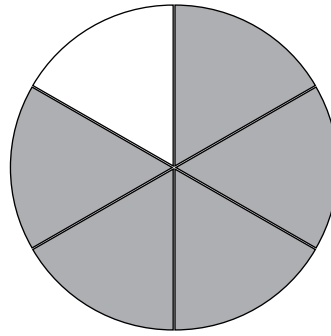
$$\frac{3}{12}$$



$$\frac{3}{6}$$



$$\frac{5}{6}$$



|    |
|----|
| 3  |
| 12 |

|   |
|---|
| 1 |
| 3 |

|   |
|---|
| 3 |
| 6 |

|   |
|---|
| 4 |
| 6 |

|   |
|---|
| 5 |
| 6 |

Smallest

Largest



# Comparing and Ordering Fractions

Use the symbols  $<$ ,  $=$  or  $>$  to complete the following:

$$\frac{3}{5} \quad \square \quad \frac{12}{15} \qquad \frac{2}{8} \quad \square \quad \frac{4}{16}$$

$$\frac{2}{3} \quad \square \quad \frac{4}{9} \qquad \frac{2}{7} \quad \square \quad \frac{14}{21}$$

$$\frac{1}{4} \quad \square \quad \frac{4}{16} \qquad \frac{2}{5} \quad \square \quad \frac{6}{20}$$

Draw lines to match the fractions with their equivalent partners:

$$\frac{2}{6} \qquad \frac{16}{20}$$

$$\frac{3}{8} \qquad \frac{5}{15}$$

$$\frac{4}{5} \qquad \frac{6}{18}$$

$$\frac{2}{3} \qquad \frac{10}{15}$$

$$\frac{1}{3} \qquad \frac{9}{24}$$

Order these fractions from smallest to largest:

$$\frac{2}{5} \qquad \frac{6}{10} \qquad \frac{4}{5} \qquad \frac{1}{5} \qquad \frac{10}{20}$$

---

$$\frac{2}{4} \qquad \frac{9}{16} \qquad \frac{5}{8} \qquad \frac{1}{4} \qquad \frac{3}{8}$$

---

# Comparing and Ordering Fractions

## Answers

$$\frac{3}{5} < \frac{12}{15} \quad \frac{2}{8} = \frac{4}{16}$$

$$\frac{2}{3} > \frac{4}{9} \quad \frac{2}{7} < \frac{14}{21}$$

$$\frac{1}{4} = \frac{4}{16} \quad \frac{2}{5} > \frac{6}{20}$$

Draw lines to match the fractions with their equivalent partners:

|               |                 |
|---------------|-----------------|
| $\frac{2}{6}$ | $\frac{16}{20}$ |
| $\frac{3}{8}$ | $\frac{5}{15}$  |
| $\frac{4}{5}$ | $\frac{6}{18}$  |
| $\frac{2}{3}$ | $\frac{10}{15}$ |
| $\frac{1}{3}$ | $\frac{9}{24}$  |

*(Note: Lines are drawn to connect equivalent fractions: 2/6 to 4/6, 3/8 to 6/8, 4/5 to 8/5, 2/3 to 4/3, 1/3 to 2/3. The connections shown in the image are: 2/6 to 6/18, 3/8 to 6/18, 4/5 to 8/5, 2/3 to 10/15, 1/3 to 9/24.)*

Order these fractions from smallest to largest:

|               |                |                 |                |                 |
|---------------|----------------|-----------------|----------------|-----------------|
| $\frac{2}{5}$ | $\frac{6}{10}$ | $\frac{4}{5}$   | $\frac{1}{5}$  | $\frac{10}{20}$ |
| $\frac{1}{5}$ | $\frac{2}{5}$  | $\frac{10}{20}$ | $\frac{6}{10}$ | $\frac{4}{5}$   |
| $\frac{2}{4}$ | $\frac{9}{16}$ | $\frac{5}{8}$   | $\frac{1}{4}$  | $\frac{3}{8}$   |
| $\frac{1}{4}$ | $\frac{3}{8}$  | $\frac{2}{4}$   | $\frac{9}{16}$ | $\frac{5}{8}$   |