
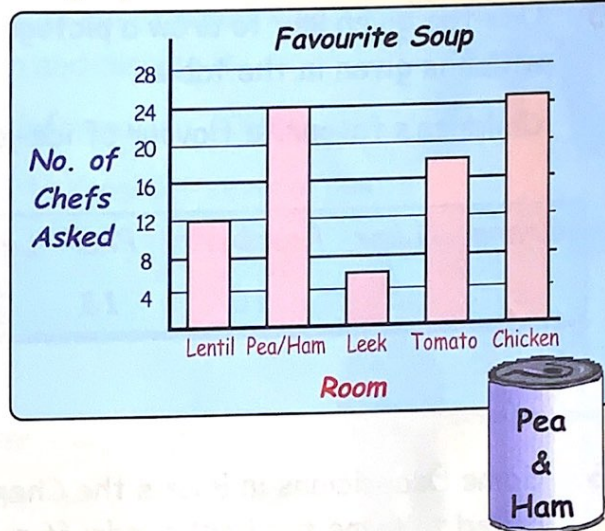


Revision of Statistics



1. A group of cooks was asked what kind of soup they preferred. Their answers are shown in the bar graph.

- a Is the scale going up in 1's, 2's, 3's or 4's?
- b How many cooks said Tomato?
- d What is the **total** for Lentil and Leek?
- e How many **more** preferred Pea and Ham to Tomato?



2. Mr Rice fancies one of these hotels for a few days holiday.


- a How much would it cost to stay at the Shore Hotel for 2 nights?
- b How much dearer would it be to stay for 4 nights in the Park Hotel rather than in the Bay Hotel?

	1 night	2 nights	3 nights	4 nights
<i>Bay Hotel</i>	£40	£70	£85	£100
<i>Shore Hotel</i>	£50	£90	£120	£150
<i>Park Hotel</i>	£100	£150	£200	£250

- c How many nights stay would you get in the Shore Hotel for the same price as 2 nights in the Park Hotel?

3. The pictograph shows how many animals Farmer Baines has on his small farm.

- a How many cows?
- b How many hens?
- c How many more sheep than pigs?
- d How many bulls?



Key: stands for 4 farm animals.