

Chapter 18

Statistics


Organising/Interpreting Information from Tables & Graphs

Interpret information displayed in a graph or a table

There are several ways of representing information (or **data**).


Pictographs and **bar graphs** are two of the ways.

Example :- This pictograph shows the number of trees that were planted in a school garden.

Key:  stands for 2 trees.


From the **key** :- In week 1, **four** trees were planted.
In week 5, **three** trees were planted.

Can you see this ?




Exercise 1

- Use the above pictograph to say how many trees were planted during :-
a week 2 b week 3 c week 4 d altogether.
- This pictograph shows the number of pupils who made a purchase at the tuck shop.

Key:  stands for 5 pupils


- How many pupils made a purchase on :-
(i) Monday (the answer is **not** 2)
(ii) Tuesday (iii) Wednesday
(iv) Thursday (v) Friday ?
- How many **more** pupils were there on Tuesday than on Friday ?



- Teachers at some primary schools were asked to name their favourite year group.

The results are shown in this **bar graph**.


- How many teachers chose :-
(i) P3 (ii) P4 (iii) P6 (iv) P7 ?
- What was the most popular year group ?
- How many teachers were asked ?



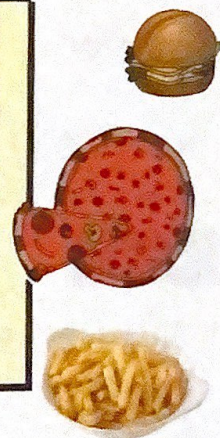
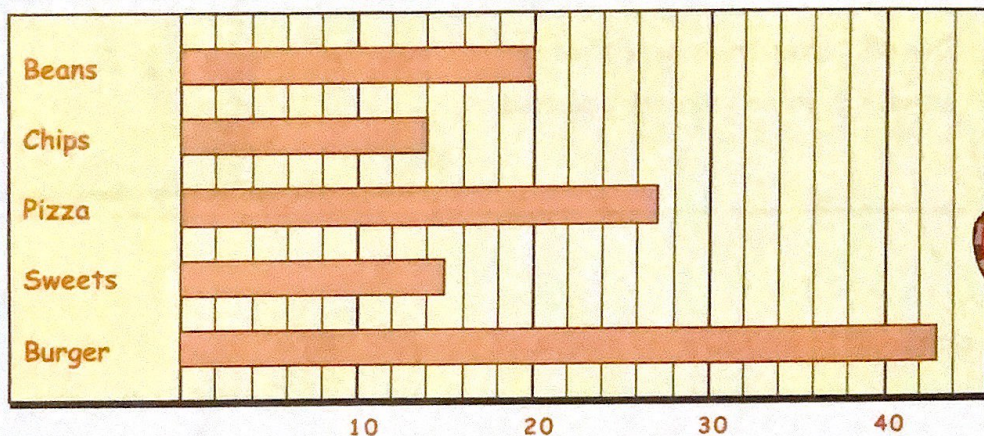
4. Pupils were asked to name their favourite sport.

The results are shown in the **bar graph**.

- a How many pupils chose :-
 (i) hockey (ii) football
 (iii) tennis (iv) swimming ?
- b How many pupils were questioned in the survey ?
- c This is an all boys **or** an all girls school. Which one do you think it is and why ?



5. Primary 1 classes in some schools were asked to name their favourite food.



- a How many Primary 1's liked :-
 (i) Beans (ii) Chips (iii) Sweets (iv) Pizza (v) Burger ?
- b What was the most liked food ?
- c How many **more** pupils chose pizza than sweets ?
- d How many pupils were asked altogether ?
6. A group was asked to name their favourite curry sauce.

Masala	Korma	Bhoona	Masala
Bhoona	Patia	Bhoona	Dhansac
Patia	Masala	Masala	Patia
Korma	Masala	Bhoona	Masala

Sport	Tally	Frequency
Masala		
Korma		
Bhoona		
Patia		
Dhansac		

- a Copy and complete the frequency table.
- b How many people chose Patia ?
- c What was the most popular sauce ?
- d How many **more** people chose Bhoona than Korma ?

