

# Chapter 4

## Digital Clocks

## Time 1

Be able to tell the time on a digital clock.

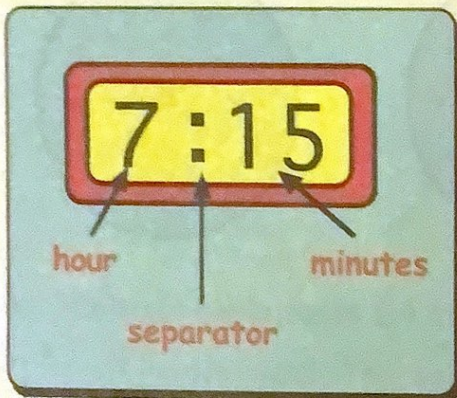
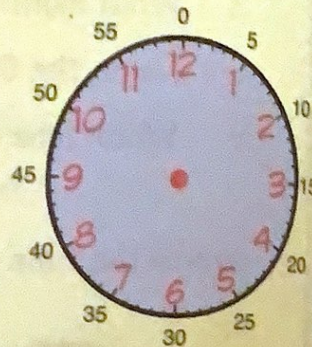
Remember - There are 60 minutes in an hour.

Half Past is 30 minutes after the hour.

Quarter past is 15 minutes after the hour.

Quarter to is 15 minutes before the hour.

Digital clocks show the time using only numbers.



8:00

means 8 o'clock.

2:30

means half past 2.

6:15

means quarter past 6.

3:45

means quarter to 4.

45 minutes past 3 is the same as 15 minutes to 4.

### Exercise 1

### Worksheet 4.1

1. Write the time shown on each clock using words :-

a **4:30**  
(half past ...)

b **5:15**  
(quarter past ...)

c **1:45**  
(quarter to ...)

d **8:30**

e **9:00**

f **6:45**

g

2:30

h

9:45

i

11:15

j

9:30

k

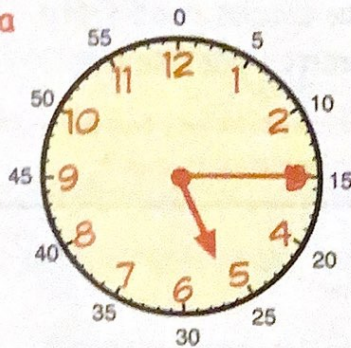
1:15

l

5:45

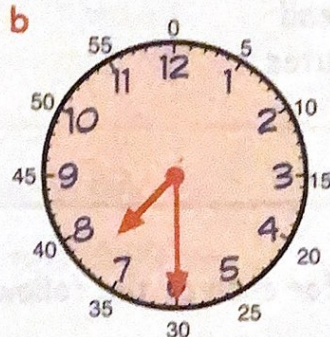
2. For each clock below, draw a digital clock to show the same time :-

a



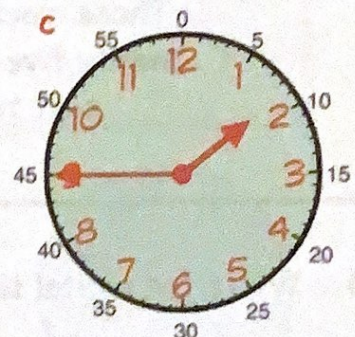
5:15

b



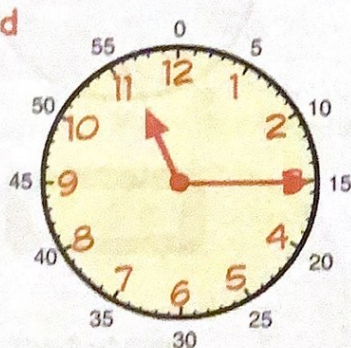
7:....

c

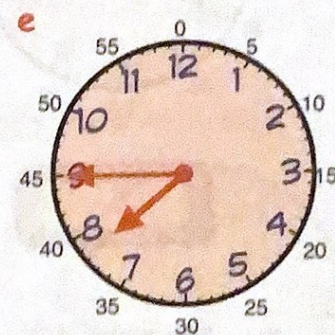


:

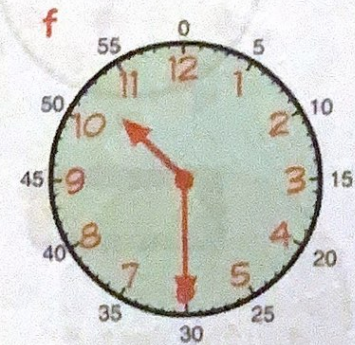
d



e



f



Worksheet 4.2

3. Write each time on a digital clock :-

a half past 9

b quarter past 1

c quarter to 9

d quarter past 3

e quarter to 12


f half past 2

g quarter past 7

h quarter to 11

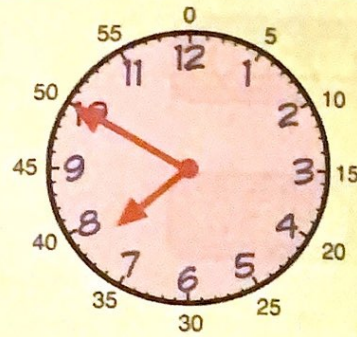
i half past 6.

Examples :-



2:25

These clocks read twenty five minutes past two.

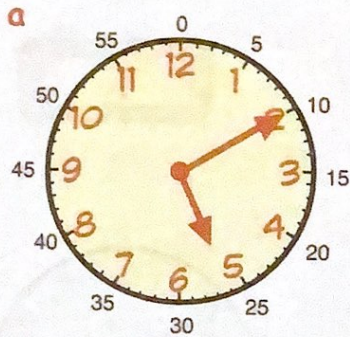


7:50

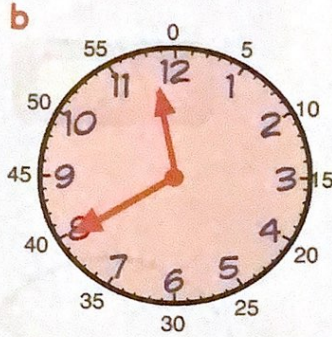
These clocks read fifty minutes past seven.

This can also be read as ten minutes to eight.

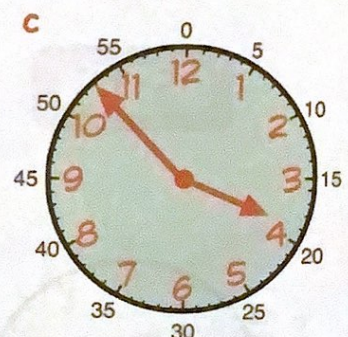
4. Write the digital time for each of the following :-



:



:



:

d five past 3

e ten past 12

f twenty past 2

g quarter to 7

h half past 11

i six forty

j nine fifty five

k eleven twenty

l three thirty

m five to 6

n ten to 1

o twenty to 4

p twenty five to 1

q one minute to 2

r one minute to 8

s thirty three minutes past 3.