

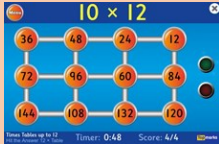







P2/3 January Homework Grid—Stage 1 and 2

Bug Club should be completed every week.

<p>Listen to your Bug Club book.</p> 	<p><u>St 2</u> - Your phonemes are: igh, y (as in fly) and i-e</p> <p><u>St 1</u> - Your phonemes are: th, th (as in the) and ch</p> <p>Use your word list to practise writing your words in rainbow writing.</p>	<p>Practice reading your common words to someone at home.</p> 	<p>Follow the link to practise addition and subtraction within 10, 20 or 100. https://www.topmarks.co.uk/maths-games/hit-the-button</p> 
<p><u>St 2</u> - igh, y and i-e <u>St 1</u> - th, th and ch</p> <p>Make your spelling words using letters cut out of magazines and newspapers.</p> 	<p>Read your book aloud to someone in your house.</p> 	<p>We are going to be learning about Robert Burns in January. Ask your parents or grandparents what they know about Robert Burns and Scottish Traditions.</p>	<p>Practise counting in 2's, 5's and 10's. This will help you learn the 2, 5 and 10 times tables.</p> <p>Practise writing the 2, 5 and 10 times tables.</p>
<p>Can you write some sentences which includes some of your common words and spelling words.</p> <p>Remember capital letter and full stops.</p>	<p>Scan the code to practise forming your letters.</p> 	<p>Answer the Bugs for your book.</p> 	<p>Draw a winter scene including snow, snowman, trees, animals and you in it.</p>
<p>Look around your home. What can you see that has your new phonemes?</p> <p><u>St 2</u> - igh, y and i-e <u>St 1</u> - th, th and ch</p> <p>Try writing the word and draw a picture.</p>	<p>Draw a picture of something you did during the Christmas holidays with your family.</p> <p>Circle all the things that are nouns and verbs in the picture.</p> <p>CAT DOG CAR BALL jump sing run</p>	<p>Practise writing the numbers 1 to 20 the correct way round. You can use a different colour for each number.</p>	<p>Read your book and see if you can find any words in your book with your new sounds.</p> 

Stage 2 : Spelling block 4



Stage 2
Block 4

/igh/

right
light
night
bright
high
fight

Stage 2
Block 4

/y/ (sky)

fly
sky
spy
cry
fry
dry
try
why
shy

Stage 2
Block 4

/i_e/

five
time
ride
line
side
hide
like
bike

right don't
can't
fly try
why
time

Common words



Stage 2
Block 4

/igh/

right
light
night
bright
sight
sigh
high
fight
thigh

Stage 2
Block 4

/y/ (sky)

fly
sky
spy
cry
fry
dry
try
why
shy
flying

Stage 2
Block 4

/i_e/

five
time
ride
line
side
hide
shine
white
smile
like
bike

Stage 1 : Spelling block 4

/th/

thin
think
thud
thick
bath
path
with
maths
moth
cloth

/th/

that
the
this
them
then

/ch/

chat
chin
chip
chick
chop
much
such
church
chest
moth

this
that
then
with
my
by
much
them

Common words