


# compost - WORMERY IN A RAISED BED ...



A way to make a wormery that will go into your raised bed plus it acts as a mini compost bin



## WHAT YOU NEED:

- Wood, drill, screws, saw, food scraps, earthworms and space for it in a raised bed


## WHY ARE EARTHWORMS IMPORTANT?

- soil aeration
- drainage
- fertiliser
- water retention
- recycler




# compost-WORMERY IN A RAISED BED ...

GREEN  
GYM™



Adult  
supervision  
and help  
required due  
to tools



- make a column with the 4 60cm planks, screw together
- make a number of holes at the base of each column to allow the earthworms to move into the raised bed
- you will need to secure a lid that can be removed when you add to the compost-wormery
- dig a hole in a raised bed for your column to stand in then start the process by adding soil, food scraps and earthworms

