




Leaf boats
Use twigs, leaves and bark to build a boat

You will need:

- Bark
- Twigs
- Leaves
- A bit of mud

Leaf boats



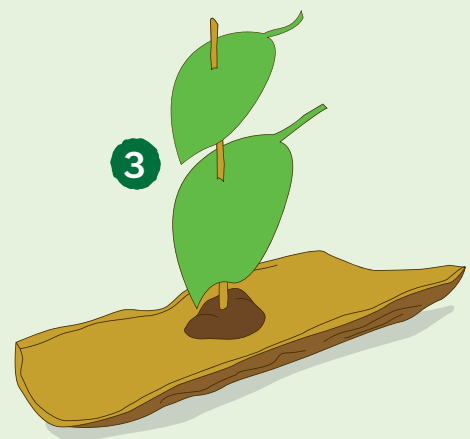
1

Choose a piece of bark or a curved leaf to make the hull, or bottom, of your boat.




2

Use mud to attach a straight twig to the hull. This is your mast.



3

Carefully thread a leaf or two onto the stick to make your sail.



4

Find a puddle or pond to sail your boat on. How far does it go?

Always take care around water!

Experiment! Try different sizes of hulls and types of leaves, and see how much cargo your boat can carry.

Feel free to copy and share this for personal and educational use – and don't forget there are loads more brilliant activities to download on our website!

woodlandtrust.org.uk/naturedetectives | 0330 333 5301 | naturedetectives@woodlandtrust.org.uk

f Search for 'nature detectives' | t #NatureDetectives

© Made in 2016 by the Woodland Trust (registered charity nos 294344 and SC038885)