






Multiplication Tables Homework Grid

<p>Write out the times table you are learning below:</p> <p>_____ × Table</p>	Tables Aloud!	Speed It Up!	Skip It!	Look, Say, Cover, Write, Check!
	<p>Chant or sing your times table to a rhythm or as the words to our favourite song!</p> 	<p>Have a times tables speed challenge. How many questions can you answer correctly in 30 seconds? Mix up the table so that you are answering in random order.</p>	<p>Try exercising whilst you say your times tables as you skip, hop or jog.</p> 	<p>Look carefully at your times tables and say them to yourself. Now cover them up and try writing down as many calculations as you can. Check how many you have correct.</p>
	Cut the Cards!		Roll the Dice!	Event Planner!
	<p>This game practises all the times tables facts. Split a deck of cards between you and a partner. With your cards face down, each player picks a card and turns it face up at the same time. The first player to say the correct product of the numbers on both cards wins the cards. If you pull out a Jack, King or Queen you may ask your partner any times table question. If they are correct they keep the cards, if they are wrong, you keep the cards. Who can gather most cards?</p> 		<p>Write out all the answers to your times tables up to x 12. Take two dice and roll them. Add the two numbers you roll together and multiply them by the number of the table you are learning. How quickly can you cross out all the answers?</p> 	<p>Think about how we use multiplication tables facts in everyday life. For example, plan a party for up to or including 10 people. How many napkins will you need if everyone uses two? How many slices of pizza will you need if everyone wants four slices? How many party hats will you need if everyone wants 5?</p> 
What's Your Game?				
<p>Create a game to help you to practise. Write down the rules and play the game with someone at home.</p>				