

Suggested 'Learning at Home' Activities 20/21 for Those Self-isolating Home Learning - P6 & P7



The following activities are **suggested** learning at home activities. They are to provide some depth and consolidation of learning while your child is not at school. Please adapt and adjust according to your individual child. There is a 2 week grid with activity ideas for home learning and a list of online resources and websites for literacy, numeracy and other curricular areas. At the bottom of this document is a grid of spelling activities that children could complete with the phonemes they have been learning in class and reading activities they could complete using a book of their choice.

For the home learning 2 week grid: choose 1 literacy and 1 numeracy task and either 1 expressive arts/STEM challenge OR 1 from the separate P.E. challenge grid. If you choose an expressive arts/STEM challenge on day 1, you could choose a P.E. challenge on day 2 or vice versa. If you are looking for additional things to keep you busy- attempt the challenges added to several tasks and see the list of additional websites below.






P4-P7 can login to Glow to get free access to Microsoft Word, PowerPoint, Excel etc. Funded by the Scottish Government and managed by Education Scotland, Glow provides a safe, online environment for educators, learners and parents/carers to communicate and collaborate using services such as Glow Blogs, Microsoft Office 365 and the Glow RM Unify Launch Pad.



Each class has a Glow blog which can be accessed without a login. <https://blogs.glowscotland.org.uk/ea/darvelprimary/>
Teachers will post information and homework on this blog.

Please supervise pupils when accessing any YouTube links or clips.

Week 1

Literacy	Numeracy	Expressive Arts/STEM
<p><u>Design a Starbucks Smoothie-</u> Starbucks want you to design a new smoothie for their Autumn/Winter collection. Write the recipe-</p> <ul style="list-style-type: none"> • List the ingredients • Method- how do you make it? • Draw a picture of what it Will look like. 	<p><u>Topmarks Bingo Game-</u> Choose a times table you find tricky. Play Topmarks Bingo-Multiplication & Division for 20 minutes or until you feel more confident with the answers. Could you challenge a family member to play with you? https://www.topmarks.co.uk/</p> <p>*Challenge- choose another multiplication game to play.*</p>	<p><u>Mindfulness Hands Art-</u> Draw around your hands and decorate inside of the hand to show your emotions.</p> 
<p><u>Farm to Plate-</u> Complete the Bitesize topic: Farm to Plate. https://www.bbc.co.uk/bitesize/topics/zfmpb9q/articles/z4tbn9q *Challenge- figure out the food miles and journey for the food in your fridge.</p>	<p><u>Education City-</u> Spend 45 minutes - if your teacher has set your class a challenge, complete this first. If not, choose your own games! https://go.educationcity.com/</p>	<p><u>Pizza Toast-</u></p> 
<p><u>Question Master</u> Create six questions about the book you are currently reading (either personal or class novel). Try to ask 'Why' questions. If you were a teacher, what questions would you ask your pupils? Could you ask inferential questions?</p>	<p><u>Morse Code Challenge-</u> Write a secret message for a family member using the Morse Code. Ask them to decode it. *Challenge- use a torch or whistle to send your message- video it if you like!*</p>  <p>https://sites.google.com/site/shorthillsedtech/morse-code-for-kids (Find out more!)</p>	<p><u>Spaghetti Bridge STEM-</u></p> <p>Spaghetti bridge. Can you build a spaghetti bridge that's strong enough to hold a bag of sugar?</p> 
Literacy	Numeracy	Expressive Arts/STEM
<p><u>Isolation Interview-</u> Interview someone you know- they could live with you or you could phone them. Questions could include:</p> <ul style="list-style-type: none"> <input type="checkbox"/> What have you had to change about 	<p><u>Transum Problem Solving-</u> <input type="checkbox"/> Complete the 'Starter of the Day' https://www.transum.org/Software/SW/Starter_of_the_day/</p>	<p><u>Word Art</u> Go to https://wordart.com/ and create a word art picture filled with compliments for someone that means a lot to you.</p>

your life in the last few months?

- Do you have any new hobbies?
- What do you miss most?
- Have you learned any important life lessons?

Take notes on their answers.

Challenge- think of your own additional questions to ask.

- Complete 'Flash Tables' game
https://www.transum.org/Software/SW/Flash_Tables/
- Complete the 'Scatter Graph' game
https://www.transum.org/Maths/Activity/Scatter_Graphs/Cartoon.asp

Challenge: choose 1 more game to complete!



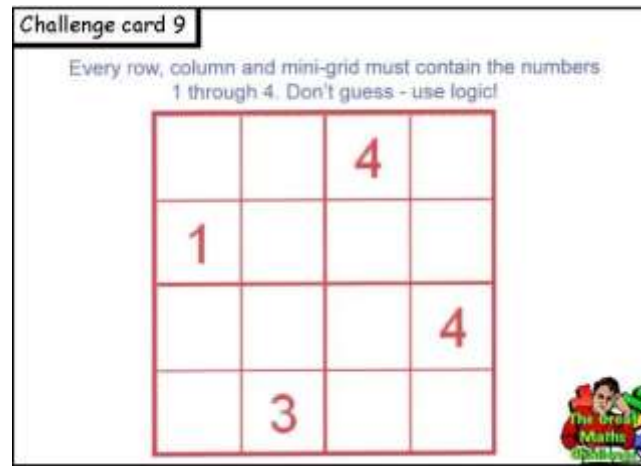
Job Application Task-

What is your dream job? Write a CV. Tell us why this is your dream job, why you should get it, list your skills and qualities and why you are suitable for this job.



You can find examples of CVs Online to help.

Maths Challenge Card-



Photography Challenge-

Photography! Go to <https://expertphotography.com/7-fun-photography-projects-children/> to do a photography challenge! Or take a photo relating to one of these themes: happiness, sunlight, family, nature, colour, art.

For additional activities:

All pupils have access to <https://go.educationcity.com/> for Literacy/Numeracy/Science activities. We have previously posted a guide to using this on the News section of our school app. Your child should have been given a password. Please contact the school office if you need this.

Numeracy

Lots of free maths games: <https://www.topmarks.co.uk/>

Numeracy games: <https://mathsframe.co.uk/>

Numeracy activities and video tutorials for numeracy concepts, suitable for p4/5: <https://myminimaths.co.uk/>

Downloadable worksheets: <https://www.worksheetworks.com/>

Numeracy ideas: <http://www.mathematicshed.com/>

Numeracy games: <https://www.coolmathgames.com/>

Literacy

Daily lessons in literacy, numeracy and health and wellbeing: <https://www.bbc.co.uk/bitesize>

Oxford Owls have a library of free books: <https://www.oxfordowl.co.uk/>

Spelling rules and tasks: <https://spellingframe.co.uk/>

Downloadable worksheets: <https://www.worksheetworks.com/>

Phonics games, parents can get a free 7 day trial: <https://www.phonicshero.com/how-phonics-hero-works/>

Short extracts from known books with linked activities: <https://thereadingrealm.co.uk/2020/03/12/free-reading-realm-home-learningpack-nature-and-animals>

Pobble 365 offers a picture a day which you could write about: <https://www.pobble365.com/>

Free literacy resources: <https://www.literacyshed.com/home.html>

Poetry resources: <https://childrens.poetryarchive.org/>

Free online books and games: <https://www.booktrust.org.uk/>

Literacy games: <https://www.topmarks.co.uk/>

Other:

Outdoor learning ideas, free 14 day trial: <https://themuddypuddleteacher.co.uk/category/resources/>

Ideas for activities to do at home: <http://www.blessedbeyondadoubt.com/the-ultimate-list-of-activities-for-kids-at-home-during-schoolclosures/>

National Geographic for all curricular areas: <https://www.natgeokids.com/uk/category/discover/history/>

Music resources: <http://www.sfskids.org/> <https://www.classicsforkids.com/>

Learn, create and play through exploring Scotland's history and heritage: <https://www.historicenvironment.scot/learn/>

Cross-curricular content, different everyday under topic of the day: <https://resource-bank.scholastic.co.uk/homelearning> HWB and mindfulness: <https://www.gonoodle.com/>

STEM (Science, Technology, Engineering & Maths) with Mr N: <https://www.youtube.com/channel/UCxziq4omrQP-EKSLiOIPhw> BBC

Website with lots of games and resources: <https://www.bbc.co.uk/newsround> Please supervise pupils whilst using YouTube



P.E Challenge Grid

Complete a Joe Wicks workout!
This will link you to his YouTube channel. Go to the 'classroom workout' section and let's keep fit!
<https://www.youtube.com/channel/UCAxW1XTOiEJoQTYlRfn6rYQ>
Challenge – can you create your own workout and get your family to join in? You could even create a workout and upload it to Teams so that we can all do it at home too! Take lots of pictures / videos!



Put your dancing skills to the test with Just Dance!
Go to their YouTube channel and choose a dance to follow.
<https://www.youtube.com/channel/UCOofYX4YxrPA-abpa8Is2A>
Encourage anyone at home to join in too!
Why not create your own dance or teach us how to do a TikTok dance by creating your own dance tutorial!



Get moving with GoNoodle, Cosmic Kids Yoga or Yoga for Teens with Adriene!




<https://www.youtube.com/channel/UC2YBT7HYqChbvzu3bKZ3wnw>
<https://www.youtube.com/watch?v=7kgZnTqzNaU>



Create your own indoor or outdoor obstacle course using anything you can find! Take photos of it and edit using PicCollage or Markup to show what you have to do on each part of your course. Or you could take a video explaining how to set up your course and what you've to do!



Week 2

Literacy	Numeracy	Expressive Arts
<p><u>My Wellbeing Journal-</u> Write a short diary entry each day about how you are feeling, what ideas you have to keep busy each day, any challenges you have had and how you have overcome them.</p>	<p><u>Education City-</u> Spend 45 minutes on Education City- if your teacher has set your class a challenge on My City, complete this first. If not, choose your own games! https://educationcity.com/</p>	<p><u>Kitchen Roll Art-</u></p>  <p>Use patterned kitchen roll to create your own piece of art.</p>
<p><u>Research Project-</u> Choose a city you would love to visit. Create a fact sheet (handwritten or typed on Word or a short Powerpoint)</p> <ul style="list-style-type: none"> • What is the currency? • What are the main attractions/landmarks? • What is the weather like? 	<p><u>Transum Problem Solving-</u></p> <ul style="list-style-type: none"> • Complete the 'Starter of the Day' https://www.transum.org/Software/SW/Starter_of_the_day/ • Complete 'Flash Tables' game https://www.transum.org/Software/SW/Flash_Tables/ • Complete the 'Prison Cell Problem' game https://www.transum.org/software/SW/prison/prison.asp <p>*Challenge: choose 1 more game to complete!*</p>	<p><u>Blanket Fort-</u> Design and create your own blanket fort.</p> 
<p><u>Poetry Task-</u> Listen to a poem on: https://childrens.poetryarchive.org/ Three Sharings:</p> <ul style="list-style-type: none"> □ What did you like/dislike about the poem? 	<p><u>Topmarks-</u> Play Hit the Button Division Facts (divide by 7, 8, 9 & 10) for 45 minutes: https://www.topmarks.co.uk/maths-games/hit-thebutton</p>	<p><u>Cereal Box STEM Challenge-</u></p> <p>STEM creativity challenge! What can you do with a cereal box?</p> 
<ul style="list-style-type: none"> • Any connections you can make to your own life? • Puzzles- anything that confused you? <p>*Challenge- record yourself reciting the poem.*</p>	<p>*Challenge- try divide by 11 and 12.*</p>	

Literacy

Newspaper Challenge-

Using a newspaper, magazine or a book find words that you don't know the meaning to. Write them down and use a dictionary (online dictionary is fine) to find a definition for them.



ABC Order-

Write the words you used in your newspaper challenge out in alphabetical order. Then write them in reverse alphabetical order.

Word Search-

Create your own word searches using your words Or use this link to get your computer to do it for you.

<http://puzzlemaker.discoveryeducation.com/>

Numeracy

Challenge card 11

Every row, column and mini-grid must contain the numbers 1 through 6. Don't guess - use logic!

2	1			4	3
		6	2		
		3	4		
3	4			5	6



Nrich Maths- National Flag Game-

Choose one of the national flags from the Olympic games that are displayed and answer the questions on a piece of paper.

<https://nrich.maths.org/7749>

Challenge- choose another flag from the list that you think will be trickier than the first one and complete.

Expressive Arts/STEM

Origami Activity-

Learn origami! Create animals, characters and objects out of paper and teach others how to do it too! Go to <https://www.redtedart.com/easy-origami-for-kids/> to see some examples.

Coding Challenge-

Go to <https://code.org/learn> and choose a coding activity to complete. My personal favourite is the Minecraft Hour of Need one.





P.E Challenge Grid

Visit BBC Let's Get Active!
Click on one of the videos to work on a skill you have learned in P.E.

<https://www.bbc.co.uk/teach/class-clips-video/physical-education-ks1-ks2-lets-get-active/z72ujhv>



Physical Education KS1 / KS2: Hybrid Sports - Attacking and Defending

Take part in a fun combination of games and learn attacking and defending tactics.

Go outside and play on your bike / skateboard / roller skates / scooter. You could even play a game in the garden or outdoor area. Football, basketball, tig etc. As long as you're outside getting active!









Make up your own game or sport. A personal favourite of mine is trying to see how many socks I can 'score' into the washing basket. You may also want to play 'tin can' bowling. Get creative. Take photos / videos of your game.



Go for a walk with your family. Spend some time together outside. Take photos of some of the sights / wildlife you see. Be the outdoor photographer for the day. Your phones / fitbits / step trackers will count the number of steps you did. Share them on Teams!



SPELLING ACTIVITIES

<p>Easy as ABC...</p> <p>Write all your words in alphabetical (ABC) order.</p> 	<p>Part of a whole...</p> <p>Write your words into different syllables using different colours!</p> <p>Running Festival Brown</p>	<p>On the other hand...</p> <p>Use the hand you don't usually write with to practise your spellings!</p> 	<p>In the spotlight...</p> <p>Write the consonants in one colour, vowels in the other. (Vowels: a, e, i, o, u)</p> 
<p>Like an Egyptian... Write your words in a pyramid</p> <p>py pyr pyra pyram pyrami pyramid</p>	<p>Your money or...</p> <p>"Write" words using a newspaper or magazine to cut them out, like a ransom note!</p> 	<p>Come rain or shine...</p> <p>Write each letter of the word in a different colour to create a rainbow!</p> 	<p>Let's be silly...</p> <p>Write a sentence which uses all of your words in it!</p> 

Tell me a story...

Draw a small picture showing your word, then write a sentence about it!



Blowing bubbles...

Write all your words in bubble writing!



20 Questions...

Use half your spellings to write a question...then use the other half to answer them!



Rhyme Time...

Write three words which rhyme with each spelling word.



Bond, James Bond...

Create a code. Write your words in the code. Can someone else crack them?

e.g. a = □ b = ◆ c = ▲

Synonym/Antonym

Synonym - means the same
Antonym - the opposite
Write one of each for each

of your words!



That's backwards...

Write your spelling words backwards!



You're a joker...

Write each word into a joke!
Test them out on someone nearby...



READING ACTIVITIES

<p><u>COMIC STRIP</u> Choose the five most important events that happened in your book and turn them into a comic strip.</p>	<p><u>MISSING POSTER</u> Create a wanted poster for a character from your book. Include a description, what they did and a reward.</p>	<p><u>BEGINNING, MIDDLE, END</u> Write about what happens in the beginning, middle and end of your story.</p>
<p><u>MY FAVOURITE PART</u> Write about your favourite part of your book and explain why you like it.</p>	<p><u>TITLE PAGE</u> Create a title page for your book. Include a picture, the title, author and illustrator.</p>	<p><u>NEW PICTURE</u> Find a part of your story that doesn't already have a picture. Draw a new picture to show what happens.</p>
<p><u>PUPPETS</u> Make puppets (paddle pop stick or paper bag) for characters in your story.</p>	<p><u>QUIZ</u> Make up at least five questions about your book. Make sure you know the answers! Test your friend.</p>	<p><u>ACROSTIC POEM</u> Choose a character in your book and write an acrostic poem about them. Read it to the class or a friend.</p>

PLAY

Write a play about part of the story. Act it out for the class. (Check with your teacher first!)

NEW COVER

Design a new cover for the book. Include a picture, title, author and illustrator.

SONG OR RAP

Make up a song or rap about your book.

DRAW

Draw a picture of your favourite character. Add a description and the character's name.

KEYWORDS

Write down ten keywords that are important to your book. They may include characters, setting, what happens.

BOOK REVIEW

Did you like or dislike your book? Explain why. Who do you think would like it?

WRITE A LETTER

Write a letter to one of the characters in your book. Include at least one question you want to ask them.

THE GOOD AND THE BAD

Write down three good things and three bad things about each of the main characters in your book.

STORY MAP

Make a story map for your book. Label it.