

# Soaring to Success



## TOGETHER

Primary 6/7 Homework - Monday 10<sup>th</sup> May 2021

### Maths:

This week marks National Numeracy Day on Wednesday 19<sup>th</sup> May. As part of this, Sumdog are holding a National Competition to develop numeracy skills at your own level. Please play this as often as you can throughout the week!



**National Numeracy Day** - we will be working on a Numeracy competition in class to mark this day! Please have a think about a job that you might like to do when you are older and how numeracy and maths is used for this. Be prepared to share your thoughts in class and use this to create your competition entry. You will have time in class to create your entry - this task is to start to think about it!

**Reading - Giglets:** A new test has been allocated to you this week with follow up tasks. This is an opportunity to practice the reading skills we are working on in class through our novel 'Wonder' and our SRA reading cards.



**Spelling** - This week, use the words containing phones which make up the ck sound and select 3 activities on the spelling grid to practice. Examples of phonemes include - hard c, k, ck, ch.

Remember to challenge yourself by selecting words which are in your stretch zone - try adding a prefix, suffix or even both!











Keep an eye out for an article on our Skipathon, in the Cumnock Chronicle! If you see it, please share it with us!

**Glow Blogs** - Please keep checking our School Blog which can be accessed through the 'News' section within our School App. This is our way of sharing the learning with our families during this time. Did you see your class round up at the end of last term?

**\*\*If you have any trouble with your log ins for Sumdog or Gigaretts, please tell me in class or email me on [claire.stevenson@eastayrshire.org.uk](mailto:claire.stevenson@eastayrshire.org.uk) and I will get back to you as soon as I can! \*\***



# SPELLING MENU

<p><b>1. ABC Order</b></p>  <p>Write all of your spelling words in alphabetical (ABC) order.</p>	<p><b>2. Word Parts</b></p> <p>Write your words. Then use a coloured pencil to divide the words into syllables. e.g. <i>jumping</i> <i>caterpillar</i></p>	<p><b>3. Other Handed</b></p> <p>Write each word 5 times, switching the hand you write it with each time. Say the word as you spell it.</p>	<p><b>4. Vowel Spotlight</b></p> <p>Write your words using one colour for the vowels and another colour for the consonants. <b>(vowels: a, e, i, o, u)</b></p>
<p><b>5. Use Technology</b></p> <p>Type out your spelling words on the computer. Try to use at least 4 different fonts.</p> 	<p><b>6. Pyramid Words</b></p> <p>s sp spe spel spell spelli spelling spelling</p> <p>(or make them boat shaped, star, smiley face, etc.)</p>	<p><b>7. "Ransom" Words</b></p> <p>"Write" your words by cutting letters out of a newspaper or magazine and gluing the letters on a piece of paper to spell your words.</p> 	<p><b>8. Rainbow Words</b></p> <p>Write your spelling words with coloured pencils. Make each letter a different colour.</p> 
<p><b>9. Scrambled Words</b></p> <p>Write your words. Then write them again with the letters mixed up. Can you unscramble them again the next day? e.g. watch - cwhta</p>	<p><b>10. Silly Sentences</b></p> <p>Write 3 or more sentences that use all your spelling words.</p> 	<p><b>11. Prefixes and Suffixes</b></p> <p>Underline the prefixes and suffixes in the words you are learning. Make sure you know what they mean. e.g. <u>im</u>portant happi<u>ness</u></p>	<p><b>12. Word Search</b></p> <p>Create your own word search with your spellings. Show the answers to your puzzle in a different colour.</p> 
<p><b>13. Flashcards</b></p> <p>Make and practice with flashcards. Put the word on one side and definition (meaning) on the other.</p> 	<p><b>14. Picture &amp; a Story</b></p> <p>Draw a picture defining each word. Write a sentence about your picture using the word.</p>	<p><b>15. Words without Vowels</b></p> <p>Write all of your words replacing vowels with a line. Go back and see if you can fill in the vowels. e.g. q--st--n = question</p>	<p><b>16. Train Words</b></p> <p>Write the entire list end-to-end as one long word. Write each new word in a different colour. e.g. <i>trainbackstop</i></p>
<p><b>17. Write a Story, Poem or Song with Words</b></p> <p>Write a story using all your spelling words. Underline the words you used.</p>	<p><b>18. Bubble Letters</b></p> <p>Write your spelling words out in bubble writing.</p> 	<p><b>19. Words Within Words</b></p> <p>Write each spelling word and then write at least 2 words made from that word. e.g. catch - cat, hat</p>	<p><b>20. Picture words</b></p> <p>Draw a picture and hide your spelling words in the picture.</p>