

Soaring to Success



TOGETHER

Primary 6/7 Homework - Monday 10th May 2021

Maths:

Semi-Circles - <https://natwest.mymoneysense.com/students/students-8-12/the-budget-game/>

The Budget Game - play the game to manage your income and outgoings! Be careful not to over spend or you are out of the game!

Circles, Squares and Triangles - <https://www.topmarks.co.uk/maths-games/hit-the-button>

Click on the link to play the games to sharpen recall of multiplication facts, which we use in so many different areas of maths.



Reading - Giglets: A new test has been allocated to you this week with follow up tasks. This is an opportunity to practice the reading skills we are working on in class through our novel 'Wonder' and our SRA reading cards.

Spelling - This week, use the words from your group below and select 3 activities on the spelling grid to practice.

Red Apples: which, what, bring, long, three, again, these, people.

Green Apples: Select 10 words from the list below, from your stretch zone.

ICT		
byte	hardware	multimedia
computer	icon	password
connect	interactive	preview
connection	interface	processor
cursor	internet	scanner
data	justify	server
database	keyboard	software
delete	megabyte	spreadsheet
document	memory	virus
electronic	modem	
graphic	monitor	











Dance Fest Reminder - Mrs McLurkin has shared the routine for Dance Fest into the dedicated 'Team' on Glow. Please get your dancing shoes on and start to learn this which will make our group rehearsals easier to master! This is open to anyone in P6/7, who wishes to participate.

Glow Blogs - Please keep checking our School Blog which can be accessed through the 'News' section within our School App. This is our way of sharing the learning with our families during this time. Did you see your class round up at the end of last term?

****If you have any trouble with your log ins for Sumdog or Giglets, please tell me in class or email me on claire.stevenson@eastayrshire.org.uk and I will get back to you as soon as I can! ****



SPELLING MENU

<p>1. ABC Order</p>  <p>Write all of your spelling words in alphabetical (ABC) order.</p>	<p>2. Word Parts</p> <p>Write your words. Then use a coloured pencil to divide the words into syllables. e.g. jumping caterpillar</p>	<p>3. Other Handed</p> <p>Write each word 5 times, switching the hand you write it with each time. Say the word as you spell it.</p>	<p>4. Vowel Spotlight</p> <p>Write your words using one colour for the vowels and another colour for the consonants. (vowels: a, e, i, o, u)</p>
<p>5. Use Technology</p> <p>Type out your spelling words on the computer. Try to use at least 4 different fonts.</p> 	<p>6. Pyramid Words</p> <p>s sp spe spel spell spelli spelling spelling</p> <p>(or make them boat shaped, star, smiley face, etc.)</p>	<p>7. "Ransom" Words</p> <p>"Write" your words by cutting letters out of a newspaper or magazine and gluing the letters on a piece of paper to spell your words.</p> 	<p>8. Rainbow Words</p> <p>Write your spelling words with coloured pencils. Make each letter a different colour.</p> 
<p>9. Scrambled Words</p> <p>Write your words. Then write them again with the letters mixed up. Can you unscramble them again the next day? e.g. watch - cwhta</p>	<p>10. Silly Sentences</p> <p>Write 3 or more sentences that use all your spelling words.</p> 	<p>11. Prefixes and Suffixes</p> <p>Underline the prefixes and suffixes in the words you are learning. Make sure you know what they mean. e.g. <u>im</u>portant happi<u>ness</u></p>	<p>12. Word Search</p> <p>Create your own word search with your spellings. Show the answers to your puzzle in a different colour.</p> 
<p>13. Flashcards</p> <p>Make and practice with flashcards. Put the word on one side and definition (meaning) on the other.</p> 	<p>14. Picture & a Story</p> <p>Draw a picture defining each word. Write a sentence about your picture using the word.</p>	<p>15. Words without Vowels</p> <p>Write all of your words replacing vowels with a line. Go back and see if you can fill in the vowels. e.g. q--st--n = question</p>	<p>16. Train Words</p> <p>Write the entire list end-to-end as one long word. Write each new word in a different colour. e.g. trainbackstop</p>
<p>17. Write a Story, Poem or Song with Words</p> <p>Write a story using all your spelling words. Underline the words you used.</p>	<p>18. Bubble Letters</p> <p>Write your spelling words out in bubble writing.</p> 	<p>19. Words Within Words</p> <p>Write each spelling word and then write at least 2 words made from that word. e.g. catch - cat, hat</p>	<p>20. Picture words</p> <p>Draw a picture and hide your spelling words in the picture.</p>