


This week we have World Book Day on Thursday and will be continuing with our Romans topic. Within this overview links to videos and pictures are shown in blue underlined text. I will continue to mark your Notebook with a 'thumbs up' emoji to show I have given feedback. Please add new work to a new page. Remember, I am here to help.

[tracy.wallace@eastayrshire.org.uk](mailto:tracy.wallace@eastayrshire.org.uk)



1<sup>st</sup> – 5<sup>th</sup> March 2021




This is a suggested schedule to help you plan out your week. You should feel free to make changes to suit your own circumstances. I have given the activities star ratings to guide you in your choice of activity, you could set yourself a star goal each day or see how many stars you can get over the week. There are lots of stars available each day. You can gain a star for each day you complete the daily tasks. Again this is just a guide you should feel free to adjust the schedule and star target to best suit you and your child. Further detail on each activity is given within the rest of the overview.


Monday	Tuesday	Wednesday	Thursday	Friday
Check In Poll in Teams ★			Feel Good Friday Form ★★★	
Word of the Day ★			Picture Quiz ★	
Spelling ★★★	Grammar 📷 ★★	Writing ★★★	Phonics ★★★	Handwriting 📷 ★★
Pick an audio book to enjoy and have a look at the Reading Stars Challenge ★★★	World Book Day Activity - Song	World Book Day – Books that make you Lol! @ 10:30am	World Book Day – Bring Reading to Life @ 10:30am	World Book Day Activity – Book Token
Read Write Inc. Literacy Skills/BBC Bitesize ★ per programme				P.E. with Joe ★★
Sumdog – Spelling and Numeracy Tasks ★★				
Maths Warm Up ★				
Counting and Ordering ★★★	Number Talk ★★★	Division 📷 ★★	Place Value 📷 ★★★	Problem Solving Puzzle ★★
R.M.E. ★★	Roman Numbers ★★	Romans and the Months 📷 ★★	WBD – Character Creation ★★	Feel Good Friday ★★
French ★★	Music ★	P.E. with Joe ★★	Romans - Mosaics ★	Catch Up Time
Social and Emotional ★	Teams Quiz @1:30p.m. ★	Mrs Grieg's Challenge ★★	Catch Up Time	Teams Quiz @ 1:30p.m. ★★

If you click on the blue underlined text it should link you directly to the resources for each task. Pictures and documents will also be available in the Team File section.

## Literacy and English



Grammar	Writing	Spelling	Phonics	Read Write Inc.	Reading - World Book Day							
<p>This week we are going to continue looking at plurals. This week we will look at words ending in y, f, and fe. I will post a presentation on Tuesday about plurals.</p> <p>Have a go at the plural work from the Week 8&gt;Grammar folder.</p> <p>or</p> <p>Create a poster showing all the rules you know for how to turn words from singular to plural.</p>	<p>This week for writing we are going to write another description but this time don't include what it is to create a description quiz. Please choose an object and use the spider diagram to create the description. If you can post your description in the Teams channel for the rest of the class to guess your object.</p> 	<p>Have a look the spelling grid in Week8&gt;Spelling and choose a few words to practise by:</p> <ul style="list-style-type: none"> <li>Choosing a <a href="#">spelling task</a>.</li> </ul> <p>Have a go at these games for oy and oi words. The single player version is free. <a href="#">Beat the Clock</a></p>	<p>This week let's look at the sound 'oy' (boy). Brainstorm all the words can you think of with this sound? Your spelling will help with this. This sound can be made these ways:</p> <table border="1" data-bbox="1141 425 1350 514"> <tr> <td>oy</td> <td>oi</td> </tr> </table> <p>Choose eight to ten of the words from your spelling and diacritically mark them. A guide to diacritical marking is included in the spelling document. The answers are in the Week 8 &gt; Spelling folder.</p>	oy	oi	<p><a href="#">Read Write Inc.</a> have a few daily short videos that are available from 9:30am. They cover a number of literacy skills.</p> <table border="1" data-bbox="1516 468 1872 725"> <tr> <td>Set 2 Speed Sounds</td> </tr> <tr> <td>Set 3 Speed Sounds</td> </tr> <tr> <td>Read longer words</td> </tr> <tr> <td>Read Red Words 2</td> </tr> <tr> <td>Read and Hold a Sentence 2</td> </tr> </table>	Set 2 Speed Sounds	Set 3 Speed Sounds	Read longer words	Read Red Words 2	Read and Hold a Sentence 2	<ul style="list-style-type: none"> <li>For reading this week choose an audio book to enjoy from the WBD site. Some have several chapters so you may want to listen to 3-4 each day. <a href="#">World Book Day Audiobooks</a></li> <li>You could enjoy the World Book Day <a href="#">rap</a>. Can you spot all the stories/characters in the song?</li> <li>There are some live events: <a href="#">Event Details</a></li> <li>You can undertake the Reading Star Challenge. You could use your own books or Giglet books. The certificate and printout are in the Week 8&gt;World Book Day folder. <a href="#">Reading Stars</a></li> <li>You could take part in the design a book token competition. <a href="#">Information</a></li> </ul>
oy	oi											
Set 2 Speed Sounds												
Set 3 Speed Sounds												
Read longer words												
Read Red Words 2												
Read and Hold a Sentence 2												

## Numeracy and Mathematics

Counting and Ordering	Place Value	Division	Number Talk	Sumdog			
<p>We are going to be continuing our number and place value unit. The Week 8&gt;Counting and Ordering has materials to help with counting. Some of these I would encourage you to do orally.</p> <p>For ordering 3 digit numbers have a go at this game, you can do it both forwards and backwards for 0 to 999: <a href="#">Chinese Dragon Ordering</a></p>	<p>We are going to take a closer look at what each digit in a number represents.</p> <p>This BBC page has a small introduction to the topic with some little activities you can try. <a href="#">Numbers to 1000</a></p> <p>I will have a presentation on the place value work available on Thursday and there activities are available in the Week 8&gt;Place Value folder.</p>	<p>We are going to use the next few weeks to revise our knowledge of division and the links to the times tables. This week we will look at:</p> <table border="1" data-bbox="1210 1113 1490 1178"> <tr> <td>÷10</td> <td>÷5</td> </tr> </table> <p>You can have a go at the activities in the Week 8&gt;Division folder to revise division by 10 and/or 5. You can also practise division through the <a href="#">Mental Maths Train</a> game.</p>	÷10	÷5	<p>For our number talk this week we are going to use our place value cards (arrow cards) to work out subtraction calculations.</p> <p>If you don't already have a set of cards they are available in the Week 8&gt;Number Talk folder along with the written guide to help.</p>	<p>This week in Sumdog there is a final quiz on symmetry. The East Ayrshire contest is up an running till Thursday. Try to answer as many questions as you can the target is 1000 for the week. </p> <table border="1" data-bbox="2012 1185 2497 1235"> <tr> <td>Maths Warm Up</td> </tr> </table> <p>This is a warm up for your brain to help reinforce some skills and to promote rapid recall.</p>	Maths Warm Up
÷10	÷5						
Maths Warm Up							

If you click on the blue underlined text it should link you directly to the resources for each task. Pictures and documents will also be available in the Team File section.

## Romans

Roman Numerals	Romans and the Months of the Year	Art - Mosaics
<p>This week we are going to look at Roman Numerals. This <a href="#">video</a> is a general introduction. Choose an activity from the Home Learning pack in the Week 8&gt;Roman Numeral folder to try. I have include a Roman Numeral 100 square to help.</p>  <p><small>BBC television programmes have the year they were made written in Roman Numerals at the very end!</small></p>	<p>The calendar that we know today has a lot to do with Julius Caesar. I will have a presentation available on Wednesday to go over the calendar but you can have a go at matching the Roman months to ours on the worksheet in the Week 8&gt;Romans and the Months folder.</p>	<p>Have a look at the presentation on Mosaics in the Week 8 &gt; Art folder. Have a go creating your own pattern or recreate one of these Roman mosaic patterns.</p> 
<p><u>Fact File or Learning Folder</u></p> <p>This week you can add a page or the sheet on Roman Numerals, Mosaic pattern and the Romans influence on the months of the year.</p>		

## Health and Wellbeing

P.E.	PATHS
<p>P.E. with Joe is returning on Monday, Wednesday and Friday live, however the videos are available any day. Try to complete 2 workouts this week.</p> <p style="text-align: center;">or</p> <p>If you are out a walk for your exercise you could take 5 minutes to try this weeks WILD challenge.</p>	<p>Have a go at this PATHS game.</p> <div style="border: 1px solid black; padding: 10px; text-align: center;"> <p><b>Family Obstacle Course</b></p> <p>Get together and create an obstacle course for your family. You must have the following...</p> <div style="border: 1px solid green; padding: 5px; margin: 5px 0;"> <p>One thing you can jump over One thing you can crawl under</p> <p>One skip One hop One roll</p> </div> <p>Set a timer – and let everyone have a go! The person who gets the best time can choose a reward such as...</p> <ul style="list-style-type: none"> <li>- Choose the next family film</li> <li>- Choose where to go for daily walk</li> <li>- Choose what's for dinner</li> </ul> </div>
<p>Social and Emotional</p>	<p>This week our PATHS PowerPoint looks at relationships and how to play well with others. You can view the presentation in the Week 8&gt; Social and Emotional folder.</p>
<p>Daily Check In, Feel Good Friday Form and Feel Good Friday</p>	<p>If you can pop on each day and let me know how you are by completing the daily poll and on Fridays our Feel Good Friday form is available, please try to complete it and let me know how you have been getting on. Choose an activity you enjoy for your Feel Good Friday afternoon, this could be Little Art School, outside time etc.</p>

## Other Curricular Areas

Music - Rhythm	RME – The Lost Sheep	French - Colours
<p>For Music we are going to continue to look at reading and writing rhythms using rhythmic notation.</p> <p>Have a go at this lesson: <a href="#">Reading and Writing Rhythms</a></p>	<p>Parables are stories like fables that teach lessons about God. Jesus told many parables to help people understand about God. The Week 8&gt;RME folder has a presentation on the parable of the lost sheep and an activity to create a lost poster for the sheep. You could use your spider diagram from last week to write the description.</p>	<p>We are going to continue to reinforce colours and introduce pets. Watch this <a href="#">clip</a> on pets in French. Have a go colouring the pets, the sheet is in the Week 8&gt; French folder. Have a go at this game. Can you gather 10 flowers using your knowledge of colours? <a href="#">Colours Game</a></p>

### World Book Day – Make your favourite character

This week I have a very open challenge for you:  
**Make your favourite book character.**  
You can do this anyway you can imagine. Please share your character and why you chose them in our Teams channel.

