

This week I have made a few changes to the overview to give all the children in the class as similar an experience as possible. We are starting a new topic on the Romans. Within this overview links to videos and pictures are shown in blue underlined text. I will continue to mark your Notebook with a 'thumbs up' emoji to show I have given feedback. Please add new work to a new page.

Remember, I am here to help.

tracy.wallace@eastayrshire.org.uk



22nd – 26th February 2021



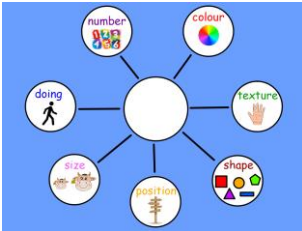

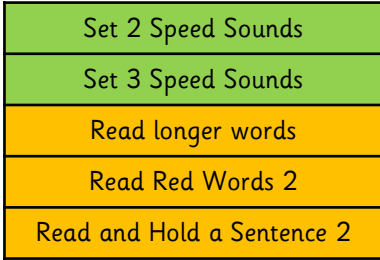
The Romans

This is a suggested schedule to help you plan out your week. You should feel free to make changes to suit your own circumstances. I have given the activities star ratings to guide you in your choice of activity, you could set yourself a star goal each day or see how many stars you can get over the week. There are lots of stars available each day. You can gain a star for each day you complete the daily tasks. Again this is just a guide you should feel free to adjust the schedule and star target to best suit you and your child. Further detail on each activity is given within the rest of the overview.




Monday	Tuesday	Wednesday	Thursday	Friday
Check In Poll in Teams ★				Feel Good Friday Form ★★★
Word of the Day ★				Picture Quiz ★
Grammar ★★	Spelling/Reading ★★★	Writing 📷 ★★★	Phonics/Reading ★★★	Handwriting 📷 ★★
Read Write Inc. Literacy Skills/BBC Bitesize ★ per programme				P.E. with Joe ★★
Sumdog – Spelling and Numeracy Tasks ★★				
Maths Warm Up ★				
Symmetry ★★★	Number Talk 📷 ★★★	Division ★★	Place Value 📷 ★★★	Problem Solving Puzzle ★★
R.M.E. ★★	Romans KWL ★★	WILD Challenge ★★	Romans Story ★★	Feel Good Friday
French ★★	Music ★	P.E. with Joe ★★	Romans Art ★	Catch Up Time
Social and Emotional ★★	Teams Quiz @1p.m. ★★	Mrs Grieg's Challenge ★★	Catch Up Time	Teams Quiz @ 1p.m. ★★

If you click on the blue underlined text it should link you directly to the resources for each task. Pictures and documents will also be available in the Team File section.

Literacy and English

Grammar	Writing	Spelling	Phonics	Read Write Inc.	Reading - Giglets
<p>This week we are going to look at plurals. This week is going to be some revision of simple plurals.</p> <p>You can work through this page on singular and plural words. Singular or Plural</p> <p>or</p> <p>Have a go at the singular or plural work from the Week 7>Grammar folder.</p>	<p>For writing the week we are going to practise using pronouns from last week to create a description. Choose an item from home and use the spider diagram from the Week 7>Writing folder to generate describing words.</p>  <p>I will put up a recorded lesson on writing a description on Wednesday.</p>	<p>Have a look the spelling grid in Week7>Spelling and choose a few words to practise by:</p> <ul style="list-style-type: none"> Choosing a spelling task. <p>You also have a Sumdog challenge this week focussed on spelling with the different 'ow' (owl) sounds and plurals with -s. You can get 25 coins for 25 correct answers.</p>	<p>This week let's look at the sound 'ow' (owl). Brainstorm all the words can you think of with this sound? Your spelling will help with this. This can be made several ways:</p>  <p>Choose eight to ten of the words from your spelling and diacritically mark them. A guide to diacritical marking is included in the spelling document.</p>	<p>Read Write Inc. have a few daily short videos that are available from 9:30am. They cover a number of literacy skills.</p> 	<p>I have posted 2 books for you this week in Giglets. One is the story of Romulus and Remus for your topic, feel free to use the audio tool to listen to the story. The second is your reading book. Also, to support reading the Oxford Owl site has a good library of eBooks available. You will have to ask a parent to create a free account then you can access more books for you to enjoy.</p>

Numeracy and Mathematics


Symmetry	Place Value	Division	Number Talk	Sumdog
<p>This week we are looking at using symmetry to complete pictures. You can complete the drawings or create your own. They can be found in the Week 7>Symmetry folder.</p> 	<p>We are going to be starting a unit on number and place value. First we are going to looking at reading and writing numbers and counting with HTU numbers. There activities available in the Week 7>Place Value folder.</p> <p>Have a go at partitioning HTU (HTO) with this game from both the number and the written words. Place Value Charts</p>	<p>We are going to use the next few weeks to revise our knowledge of division and the links to the times tables. This week we will look at:</p>  <p>You can have a go at the activities in the Week 7>Division folder to revise division by 2 and/or 4. You can also practise division through the Hit the Button game.</p>	<p>For our number talk this week we are going to look at using base 10 materials to help with subtraction with decomposition. The word guide is available in the Week7>Number Talk folder and I will have a video available on Tuesday.</p>	<p>This week in Sumdog there is a quiz on symmetry. The next East Ayrshire contest starts on Friday.</p>  <p>Maths Warm Up</p> <p>This is a warm up for your brain to help reinforce some skills and to promote rapid recall.</p>

If you click on the blue underlined text it should link you directly to the resources for each task. Pictures and documents will also be available in the Team File section.

Romans

KWL	Romulus and Remus	Art - Wolf
<p>Have a go at writing:</p> <ul style="list-style-type: none"> • What you Know about Romans. • What you Want to know about the Romans. <p>Leave the last column blank we will go back to this at the end of the topic. If you can share your questions about the Romans. A KWL sheet is in the Week 7>Romans folder.</p>	<p>This is the story of the birth of Rome. Have a go at reading through the story. It is in the Week 7>Romans folder. There is a sequencing activity you can choose the page numbers to choose a level.</p>	<p>To celebrate the story of Romulus and Remus this video will guide you through drawing a fierce wolf. How to draw a wolf Remember you can pause the video as you follow along.</p>
<p>To help record your learning through the topic you can set up a fact file like the one you created for the Scotland topic. This week you should create the front cover, if you make it A4 you can add the sheets for activities you carry out like your KWL grid.</p>		

Health and Wellbeing

P.E.	PATHS
<p>P.E. with Joe is returning on Monday, Wednesday and Friday live, however the videos are available any day. Try to complete 2 workouts this week.</p> <p>or</p> <p>If you are out a walk for your exercise you could take 5 minutes to try this weeks WILD challenge.</p>	<p>Have a go at this PATHS game.</p> <p>I spy</p> <p>I spy with my little eye something that makes me feel...</p> <p>Sad</p> <p>Happy</p> <p>Angry</p> <p>Excited</p> <p>Calm</p> <p>Scared</p> 
<p>Social and Emotional</p>	<p>This week we have a short power point based around the story 'While we can't hug'. It is available in the Week 7> Health and Wellbeing Folder. You can have a go at the make your own hug.</p>
<p>Daily Check In and Feel Good Friday Form</p>	<p>If you can pop on each day and let me know how you are by completing the daily poll and on Fridays our Feel Good Friday form is available, please try to complete it and let me know how you have been getting on. Choose an activity you enjoy for your Feel Good Friday afternoon.</p>

Other Curricular Areas

Music	RME	French
<p>For Music we are going to start exploring rhythm and pulse. Have a go at this lesson:</p> <p>Rhythm and Pulse</p>	<p>We are going to have a look at fable and what they can teach us. Watch this story called The Lion and the Mouse. The Lion and the Mouse What do you think the moral of the story is?</p>	<p>This week we are revising the colours in French. This video also reviews the colours: French Colours There are some activities in the Week 7>French folder along with some word mats you can use as tools.</p>

RSPB WILD Challenges



Wildlife Detecting

If you can get outside and start searching for evidence of the wildlife that lives around us. This could be anything from tracks and animal poo, to nests and spider webs. I have included a spot it sheet in the Week 7>WILD challenge folder. There is also a sheet for making a wildlife tracker, this could be adjusted to use a dusting of flower and bird seed, fruit if you don't have sand and pet food. Please share what you find.