

Welcome to Science week everyone! We have a variety of science and Scottish activities this week. I wish to thank you for all the work you did to help create our Burns celebration, I hope you enjoy it. Within this overview links to videos and pictures are shown in blue underlined text. I will continue to mark your Notebook with a 'thumbs up' emoji to show I have given feedback. Please add new work to a new page. Remember, I am here to help.

tracy.wallace@eastayrshire.org.uk



25th – 29th January 2021



Following your feedback I have made some changes to the overview. Below is a suggested schedule to help you plan out your week, please feel free to make changes to suit your own circumstances. I have given the activities star ratings to guide you in your choice of activity, you could set yourself a star goal each day or see how many stars you can get over the week. There are 14 to 17 stars available each day, a good goal would be at least 8 stars a day. You can gain a star for each day you complete the daily tasks. Again this is just a guide you should feel free to adjust the schedule and star target to best suit you and your child. Further detail on each activity is given within the rest of the overview.










Monday	Tuesday	Wednesday	Thursday	Friday
Check In Poll in Teams ★				Feel Good Friday Form ★★★
Word of the Day ★				Picture Quiz ★
Grammar 📷 ★★	Spelling/Reading ★★★	Writing ★★★	Phonics/Reading ★★★	Handwriting 📷 ★★
Read Write Inc. Literacy Skills/BBC Bitesize ★ per programme				
Sumdog – Spelling and Numeracy Tasks ★★				
Maths Warm Up ★				
Number Talk ★★	Carroll Diagrams 📷 ★★★	Top of the Tables ★★	Bar Graph 📷 ★★★	Problem Solving Puzzle ★★
Materials Hunt and Experiments ★★	Design Challenge Plan ★	Scotland Fact File ★★	Design Challenge Build ★	Scotland Fact File ★★
	Mindfulness and PATHS ★	Insulators Experiment 📷 ★★	WILD Challenge ★★	Little Art School ★
P.E. with Joe. Live@9a.m. ★★	Catch Up Time	JRSO Challenge ★	Catch Up Time	P.E. with Joe. Live@9a.m. ★★

If you click on the blue underlined text it should link you directly to the resources for each task. Pictures and documents will also be available in the Team File section.

Literacy and English

Grammar	Writing	Spelling	Phonics	Read Write Inc.	Reading - Giglets															
<p>Have a go at the alphabetical order video and activity.</p> <p>Alphabetical Order</p> <p>Alternative tasks are located in the Files>Week 3>Grammar section of Teams.</p>	<p>Your task this week is to create a senses poem. Here is a video guide introducing a senses poem using similes.</p> <p>Senses Poem</p> <p>Write a senses poem about either:</p> <ul style="list-style-type: none"> Scotland or Winter <p>You could extend each line by introducing a list e.g. Birthdays look like rainbow balloons, fancy clothes and huge smiles. There is a planning sheet in the Week 3>Winter file in Teams.</p>	<p>Have a look the spelling grid in Week3>Spelling and choose a few words to practise by:</p> <ul style="list-style-type: none"> Identifying the main strategy. Choosing a spelling task. <p>You also have two Sumdog challenges this week focussed on the 'i' sound and tricky words.</p>	<p>This week let's look at the sound long 'i' (night). Brainstorm all the words can you think of with this sound? This can be made several ways:</p> <table border="1" style="margin: 10px auto;"> <tr> <td>igh</td> <td>y</td> <td>i_e</td> <td>ie</td> </tr> </table> <p>Sort the words you have found under the above headings. Can you create new words by adding these endings (take care with 'y' and 'i_e'):</p> <table border="1" style="margin: 10px auto;"> <tr> <td>-ing</td> <td>-ed</td> <td>er</td> <td>-ly</td> </tr> </table>	igh	y	i_e	ie	-ing	-ed	er	-ly	<p>Read Write Inc. have a few daily short videos that are available from 9:30am. They cover a number of literacy skills.</p> <table border="1" style="margin: 10px auto;"> <tr> <td>Set 2 Speed Sounds</td> </tr> <tr> <td>Set 3 Speed Sounds</td> </tr> <tr> <td>Read Red Words 1</td> </tr> <tr> <td>Read and Hold a Sentence 1</td> </tr> <tr> <td>Read longer words</td> </tr> <tr> <td>Read Red Words 2</td> </tr> <tr> <td>Read and Hold a Sentence 2</td> </tr> </table>	Set 2 Speed Sounds	Set 3 Speed Sounds	Read Red Words 1	Read and Hold a Sentence 1	Read longer words	Read Red Words 2	Read and Hold a Sentence 2	<p>I have posted a new book for you in Giglets. Have a go at reading and completing the reading questions task. Remember to listen to the audio to set the scene.</p> <p>Also, to support reading the Oxford Owl site has a good library of eBooks available. You will have to ask a parent to create a free account then you can access more books for you to enjoy.</p>
igh	y	i_e	ie																	
-ing	-ed	er	-ly																	
Set 2 Speed Sounds																				
Set 3 Speed Sounds																				
Read Red Words 1																				
Read and Hold a Sentence 1																				
Read longer words																				
Read Red Words 2																				
Read and Hold a Sentence 2																				

Numeracy and Mathematics

Bar Graphs Part 2	Carroll Diagram	Top of the Tables	Number Talk	Sumdog							
<p>We have practised reading and completing bar graphs, this week we are going to work on creating our own. I will have a guide out on Thursday to talk through the steps to drawing your own bar graph. If you have an idea for what we could graph add your idea to the thread in Teams.</p>	<p>This week we are going to look at another type of diagram – the Carroll diagram. I will have a guide out on Tuesday or you can have a look at this introduction. Link</p> <p>Have a go at this game sorting 2D shapes into a Carroll Diagrams. Link</p>	<p>This week we are going to build our 3x table. You can use house hold objects and lay them out to build the table:</p> <table style="margin: 10px auto;"> <tr> <td></td> <td>$3 \times 1 = 3$</td> </tr> <tr> <td></td> <td>$3 \times 2 = 6$</td> </tr> <tr> <td></td> <td></td> </tr> </table> <p>Do you notice any patterns in the answers? There are some files in Week 3 of Teams to help you practise if you want to use them or you can make up a game of your own to practise.</p>		$3 \times 1 = 3$		$3 \times 2 = 6$			<p>This week we are going to focus on addition using base 10 blocks with regrouping. The task is located in the Week3 >Number Talk in Files. It is important to try and use materials or drawings to help your brain see what is happening and so you can show your thinking.</p>	<p>In Sumdog you have 5 short times tables tasks to see how confident you are with the tables we have looked at. Complete the ones you have been practising.</p> <table border="1" style="margin: 10px auto;"> <tr> <td>Maths Warm Up</td> </tr> </table> <p>This is a warm up for your brain to help reinforce some skills and to promote rapid recall.</p>	Maths Warm Up
	$3 \times 1 = 3$										
	$3 \times 2 = 6$										
											
Maths Warm Up											

If you click on the blue underlined text it should link you directly to the resources for each task. Pictures and documents will also be available in the Team File section.

Scotland Topic

Scotland Fact File

This week I have a few more topics that you could add to your fact file.

- **Famous Scot – Pick a scientist/inventor**

Here are some names you might investigate:

- Alexander Flemming
- Alexander Graham Bell
- James Watt
- John Logie Baird
- Williamina Flemming

Pick one or more to create a page about, I will put some information about them in The Files section.

- **Scottish Wildlife**

- Create a picture page and hide drawings of as many Scottish animals as you can in it or
- You could also use your knowledge of report writing from last week to create an information page for one or more of the animals.

- **Extend your Glossary**

Try and find out the Scots word for the following animals. You may need to create a second glossary page to record them or use both sides of the page.

- Owl, cow, fox, hare, turkey, pig, frog, hedgehog, mouse, dog, badger and sparrow.

https://www.scots-online.org/mobile/dictionary/english_scots.php

You can test your knowledge by playing this game:

<https://www.scotslanguage.com/learning?activity=5544>

Remember you can include drawings, pictures and diagrams alongside your writing. Keep the pages loose at the moment we will bind it when we finish our fact files. **The final step for each stage is to update your contents page.**

Science

Materials		Observation Skills
Have a go at the materials hunt, to identify materials you have easy access to.	Have a look at the lessons available from the Oak Academy. Materials Lessons Lessons 4 and 5 have nice experiments that you can try at home. Lesson 5 may also help with your design challenge.	Part of being a good scientist is being able to observe and describe what you see. A great way to practise this is to get an everyday object, like a stick and try to describe it using 10 different words but not 'stick'. Try with different objects.
The sheet is located in Week3>Materials in Files		You could make it a game like time bomb. Pass the item around your family if you can't think of a new word then the bomb goes off.
Carry out an investigation into what makes a good insulator. A guide sheet is located in the Week3>Materials folder in Files in Teams. Keep the results in mind for when you are working on your design challenge.		
Our Superhero doctors and nurses rely on their knowledge of Science to help others. What areas of Science may they rely on within their work? Click on the link and find out more about what it means to be a doctor. Proud to be a doctor		You can explore other areas of science through this game: Galaxy Pugs Science Game
If you enjoy science experiments the Glasgow Science Centre add regular videos covering different topics you can explore at home. GSC at Home		

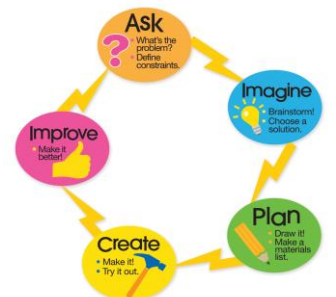
Design Challenge

The winter weather is making my ears cold, can you help me? This week we are joining with Primary 2/3 to complete a design challenge.

You can follow the design process available in the Week3>Design Challenge folder in Teams.

Make a plan before you build and remember the final product needs to be stylish but also suitable to wear outside.

Some of your materials experiments might help inspire you.



If you click on the blue underlined text it should link you directly to the resources for each task. Pictures and documents will also be available in the Team File section.

Health and Wellbeing

Mindfulness	P.E.	PATHS
<p>A mindfulness activity encourages you to relax and concentrate on the moment. Here is a video to a nice art activity you can do at home:</p> <p>Hand Patterns</p> <p>Feel free to share your pattern hand print. You can ask an adult for help to draw round your hand.</p>	<p>P.E. with Joe is returning on Monday, Wednesday and Friday live, however the videos are available any day. Try to complete 2 workouts this week.</p> <p>or</p> <p>If you are out a walk for your exercise you could take 5 minutes to try this weeks WILD challenge.</p>	<p>Have a go at this PATHS game, you can change the emotions if you wish.</p> <p>Gratitude Game</p> <p>Get everyone together.</p> <p>The objective of the game is to encourage everyone to think of things they are grateful for and to practice turn taking.</p> <p>The person who begins starts with an A word e.g. I am grateful for <u>A</u>ll of my family. When you get 26 things you are grateful for celebrate by having a meal together!</p> <p>Thank You!</p>
<p>Feel Good Friday</p>	<p>Our Feel Good Friday forms will be making a come back, please try to complete it and let me know how you have been getting on.</p>	<p>RSPB Live Lesson</p> <p>Where and when:</p> <p>Date: Thursday, 28th January 2021 Time: 11am Duration: 30 minutes (approx.) Location: bbc.co.uk/livelessons</p>

More details are available on the school app and in our class Team.

FAMILY

EAC Live Family Fun Sessions

THE SCOTTISH
ATTAINMENT
CHALLENGE

<p>Tuesday 26th January - Dance - Zara</p> <p>Resources you will need - sensible footwear</p>	
Morning (10.30 - 11.00)	Afternoon (1.30 - 2.00)
<p>Wednesday 27th January - Outdoor Activities - Lorna and Lindsay</p> <p>Resources you will need -</p>	
Morning (10.00 - 10.30)	Afternoon (1.00 - 1.30)
<p>Thursday 28th January - Fun with numbers - Eilidh and Leeanne</p> <p>Resources you will need - pack of cards</p>	
Morning (10.30 - 11.00)	Afternoon (1.30 - 2.00)

We appreciate that everyone is adapting to accessing online learning from home. These sessions are additional for families and provide an informal setting for learning at home.

RSPB WILD Challenges

• Big Birdwatch 2021

This week take some time to conduct a birdwatch survey. I have put a sheet for you to record what you see in the Week3>RSPB file. You should record your sighting using tally marks. There is also a live lesson on Thursday, some parts may be suitable for older children however the bar chart work links to our own learning. This is a [link](#) to a live bird feeder station where you can practise identifying birds and there is a Big Card game on Teams to help identify what you see and for a bit of fun. Please share a picture of your survey sheet in Teams so we can total the sightings and submit our results for our certificate.