

# Primary 6/7

## Remote Learning Pack 1

Created January 2021

Every week until we are back in the classroom, we will update your remote learning pack with more activities. We will post these each time in the 'Remote Learning' folder within GLOW Teams. Try to complete what you can. There will be additional tasks and suggestions posted daily on to the Team from us too - look out for these. The school App will also be updated regularly by Mrs Greig.

Get in touch if you are having any problems.

[ashley.mclurkin@easyayrshire.org.uk](mailto:ashley.mclurkin@easyayrshire.org.uk)


[claire.stevenson@eastayrshire.org.uk](mailto:claire.stevenson@eastayrshire.org.uk)

**Remember - You are doing great!**

Missing you all lots!

Mrs McLurkin and Mrs Stevenson

x x

Literacy	Numeracy	Other Curricular Areas
<p style="text-align: center;"><u>Writing</u></p> <p style="text-align: center;"><b>A Letter to Mrs Grieg</b></p> <p>This week I would like you to write a letter to our new head teacher, Mrs Grieg. In the letter you should include information about yourself and about our school. You should also tell her about your New Year resolutions. Mrs Grieg is keen for you to tell her about what you are looking forward to in 2021.</p> <p>This is your chance to practise all of the writing skills we have worked on. Remember to write in paragraphs, think about VCOP, vary sentence lengths and add techniques such as alliteration, similes/metaphors, etc.</p>	<p style="text-align: center;"><u>Hit the Button</u></p> <p>Sharpen up your times tables with some games online of Hit the Button on the Top Marks website online.</p> <p style="text-align: center;"><a href="https://www.topmarks.co.uk/maths-games/hit-the-button">https://www.topmarks.co.uk/maths-games/hit-the-button</a></p>	<p style="text-align: center;"><u>Science</u></p> <p style="text-align: center;"><b>Geology Investigation</b></p> <p style="text-align: center;"><i>Porous, Permeable or Impermeable Rocks</i></p> <p>Watch the following video and give the investigation a go at home. Post photos of your investigation or better still create a PowerPoint of your investigation and results.</p> <div style="text-align: center;">  <p><small>phil@mathsinfo</small></p> </div>
<p style="text-align: center;"><u>Giglits</u></p> <p>Mrs Stevenson has updated your Giglits accounts. Log in to check for your own activities for this week.</p> <p>Any issues with log in details, please email.</p>	<p style="text-align: center;"><u>Data Handling</u></p> <p>Please see the task below this table. There are two questions to complete.</p>	<p style="text-align: center;"><u>Expressive Arts - Art</u></p> <p style="text-align: center;"><b>Outdoor Ice Art</b></p> <p>We did try this art activity during the last lockdown but the weather seems perfect to try it again. Using a plastic container collect various leaves, petals and twigs. Fill up the container with water and carefully</p>
<p style="text-align: center;"><u>Grammar</u></p> <p style="text-align: center;"><b>Commas</b></p> <p style="text-align: center;"><a href="https://www.bbc.co.uk/bitesize/topics/zvwxnb/articles/zc773k7">https://www.bbc.co.uk/bitesize/topics/zvwxnb/articles/zc773k7</a></p>	<p style="text-align: center;"><u>Sumdog</u></p> <p>Mrs Stevenson has updated your sumdog accounts. Log in to check for activities and challenges for this week.</p>	

Use this website to learn all about using commas in sentences. There are activities included and a quiz to test your knowledge at the end.

Can you go back and edit your letter to Mrs Greig to ensure you have included commas in your work?



Any issues with log in details, please email.



position the natural materials in the best way you can. Freeze the container overnight (this can be in your freezer or by leaving the container outside on a freezing cold night). In the morning turn out your ice art in the garden.

You could also add a loop of string and decorate a tree with this ice decoration. Don't forget to collect the string when your decoration melts.

We would love to see your photos.

### Spelling

f

There are a few ways to make the 'f' sound in words - f, ff, ph, gh (as in craft, daffodil, graph, laughing). Create a list of words under each of the headings - How many can you generate for each?

Working at your own level, choose a few tricky words from each column to complete the following:

1. Diacritical marking
2. Elkonin boxes
3. Create a super sentence using the word
4. Rainbow writing


### Think About It

Complete the following calculations using your number talk strategies.

$100 \div 25$   
 $200 \div 25$   
 $500 \div 25$   
 $75 \div 25$   
 $675 \div 25$

### Robert Burns

January is the time when we remember and celebrate the Robert Burns and this year no different.



works of should be

### Task 1

As part of this year's celebrations, you should choose a Burns poem to learn and recite. This year P6/7 have the choice of 3 poems.

This week have a read of the poems and take a look at some recitals of these on YouTube. We will continue to work on these over the coming weeks.

### Address to a Haggis

(Verse 1-3 or more if you want a challenge)

Up in the Morning Early

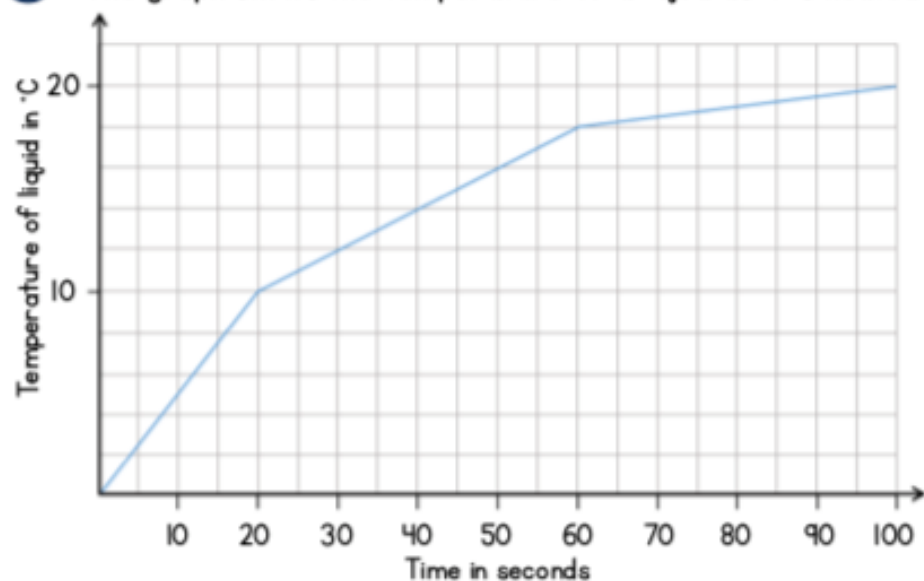
	Can you find the pattern? Was there an easy way to complete the calculations?	<h2>Scots Wha Hae</h2> <p><b>Task 2</b></p> <p>Design an invitation to a virtual Burns Supper. You can use technology for this or draw and colour your invitation and send a photo of your work. The winning design could be used to invite our community to our <i>virtual</i> Burns Supper later in the month.</p> <p><u>Event Details</u>  When - Monday 25<sup>th</sup> January 2021  Where - Dalmellington PS and ECC School App</p>
<p style="text-align: center;"><u>Lockdown Diary</u></p> <p><b>Return of the lockdown diary...</b></p> <p>Last year I asked you to keep a record of things that were happening during lockdown - information from the news, details of what your family were doing, what you had for dinner, etc. Start a new 2021 Lockdown Diary this week. Update it regularly. Remember you can add cut outs from newspapers or from online sources and you can add sketches too.</p>	<p style="text-align: center;"><u>Daily Rigour</u></p> <p>We have completed these newspaper maths challenges in class in the past. You will find a copy of a recent edition here</p> <p style="text-align: center;"><a href="https://www.cdmasterworks.co.uk/the-daily-rigour/">https://www.cdmasterworks.co.uk/the-daily-rigour/</a></p> <p>Remember to check back on the website for the answers.</p>	

### Things to check out on TV and online

- Joe Wicks is back with workouts on YouTube.
- Little Art School continue to add to their channel on YouTube - don't forget to share your artwork on Teams.
- BBC2 are running educational TV shows in the mornings - let us know what one was your favourite this week.

## Data Handling Task

1 The graph shows the temperature of a liquid as it is heated.



How long does it take the liquid to reach  $10^{\circ}\text{C}$ ?

\_\_\_\_\_ seconds

What is the temperature of the liquid after it is heated for 50 seconds?

\_\_\_\_\_  $^{\circ}\text{C}$

How many degrees has the temperature increased by between 40 seconds and 80 seconds?

\_\_\_\_\_  $^{\circ}\text{C}$

Another liquid is heated for 100 seconds.

- The temperature of the liquid at the start was  $5^{\circ}\text{C}$
- After 40 seconds the temperature is  $10^{\circ}\text{C}$
- It takes the liquid 50 seconds to increase by another  $5^{\circ}\text{C}$
- After 100 seconds the temperature is  $20^{\circ}\text{C}$

Draw a line to show this information on the graph.

2 The table shows the distance (in km) between places in the UK.

	Bath	Dover	Ely	Leeds	Perth
Bath	-	307	260	350	690
Dover	307	-	220	270	832
Ely	260	220	-	240	640
Leeds	350	270	240	-	430
Perth	690	832	640	430	-

What is the distance between Ely and Leeds?

\_\_\_\_\_ km

Which place in the table is 690 km from Bath?

\_\_\_\_\_

On Monday Mike drives from Dover to Leeds.

On Tuesday he drives from Leeds to Perth.

How many kilometres does he drive altogether?