


Make a Peg Dragonfly!

Follow these simple instructions to make your own delightful dragonfly!


You will need:

- A wooden peg,
- Two googly eyes,
- Paint and paintbrushes (or coloured pens and pencils),
- Scissors,
- One pair of printed wing templates,
- Buttons and beads for decoration (optional).




Did you know?

Dragonflies were one of the first winged insects to evolve, over 300 million years ago!




- 1) Paint or colour the wooden peg. You may wish to add spots, stripes or other patterns.



- 2) Decorate a pair of wing templates. *You could stick on buttons, beads and other decorations, if you have them.*



- 3) Cut out the wings carefully.



- 4) Use the peg to hold the wing tabs in place. Finally, glue the googly eyes in position.

