



Family Support Pack for Home Learning – ICT

During this time at home you will have times when your children and young people will need to access their Teams on Glow. This may sound like a foreign language to some and to others not so. In order to support you we have put together some helps and tips, how to guides and schedules. We hope you find them useful and remember we are always here to help and support where we can. As the children will tell you there is no such thing as a silly question and we will make mistakes and we learn from them.

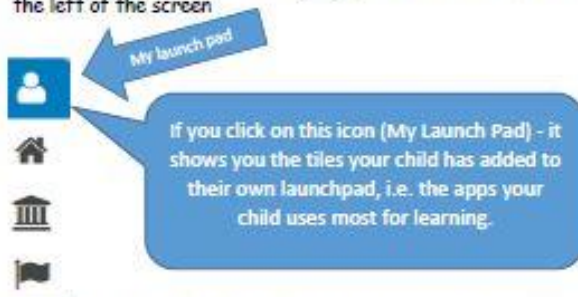


Family Support Information

Home learning requires your child to log into GLOW - here is the link if your child is unsure:

<https://sts.platform.munify.com/Account/SignIn/glow>

When your child has successfully logged into GLOW look for these ICONS at the left of the screen



When you click on 'My Launch Pad' as above, you will see some tiles appear




- click on the Teams tile

Or



- Click on office 356
- Click on the Teams icon

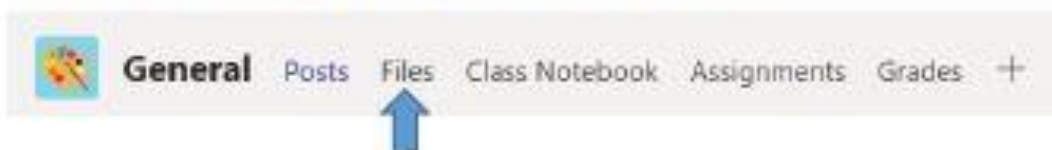


Teams will then load and you should see your child's class tile with their teacher's name...like this...



This is your child's class tile – it may have a colourful image in the centre.

Click on this tile and you will see this at the top of the page...



To access the list of Home learning task that have been set by your child's teacher,

- click on 'Files'



- click on Class materials

Here you will find a document detailing a range of tasks across the curriculum, for your child to be working on.

If your child wants to ask a question or share learning ideas with others in their class/teacher - they use the are called 'Posts'

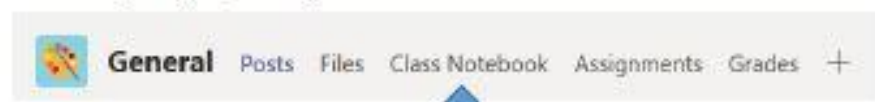


Please note these are not social media sites/chat rooms and they should not be clogged up with general chat - the focus should be around the learning tasks set. The CT will delete any inappropriate comments.

Pupils should follow the same rules we teach them about safety on-line - although this is a secure area - we still expect to have regard for their own and others personal safety.

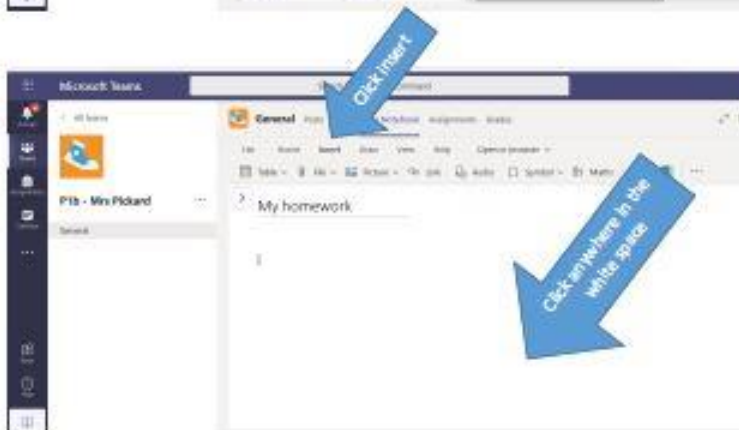
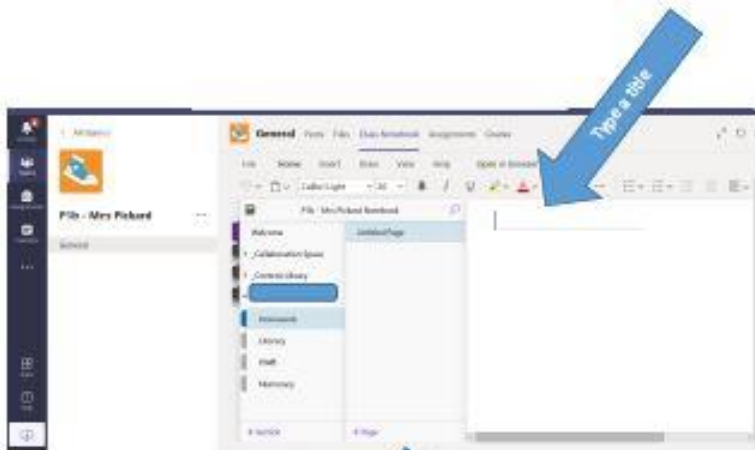
Please note this is not an area to ask the teacher information about the school/public health information - all communications about these wider issues will be sent by the school Management team through the school text/email system

How to share my work with the teacher (this could be a document/photograph/video)



You will see





From here you can insert a file, picture or video – This will remain private between you and your teacher.



Download the Teams app on to your phone, tablet or computer
Remember to login using your Glow email address =
glowusername@glow.sch.uk and your normal password



Having problems logging in?
Please use your home learning packs for alternative tasks and unplugged Activities to do at home with your children.

We hope this helps.

amanda.milne@east-ayrshire.gov.uk