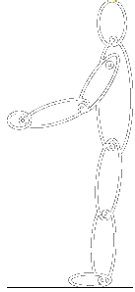


Design & Manufacture

Homework 3

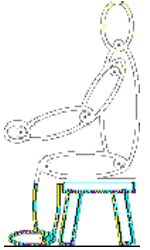
Ergonome



When a designer is working on large products, such as furniture, they often use a stylised scale drawing or 3D model of the human body called an ergonome.

This diagram shows an ergonome made from pieces of card. Each of the pieces are loosely pinned to each other so that the body can be placed in various positions. e.g. sitting on a seat.

If the ergonome above is printed on an A4 sheet it will be at a scale of approximately 1:35



In your own words what would a designer use an ergonome for?

.....


.....

.....

.....

.....

Study this Picture and state the design need ?



.....

.....

.....

Write a specification for the above design need identifying both Critical and Non- Critical features:-

Critical	Non-Critical Specification
.....
.....
.....
.....



List what you think are the primary and secondary functions of the key ring / bottle opener are.

Primary Function	Secondary Function
.....
.....
.....
.....

List what you think are the primary and secondary functions of the soap dish are .



Primary Function	Secondary Function
.....
.....
.....
.....