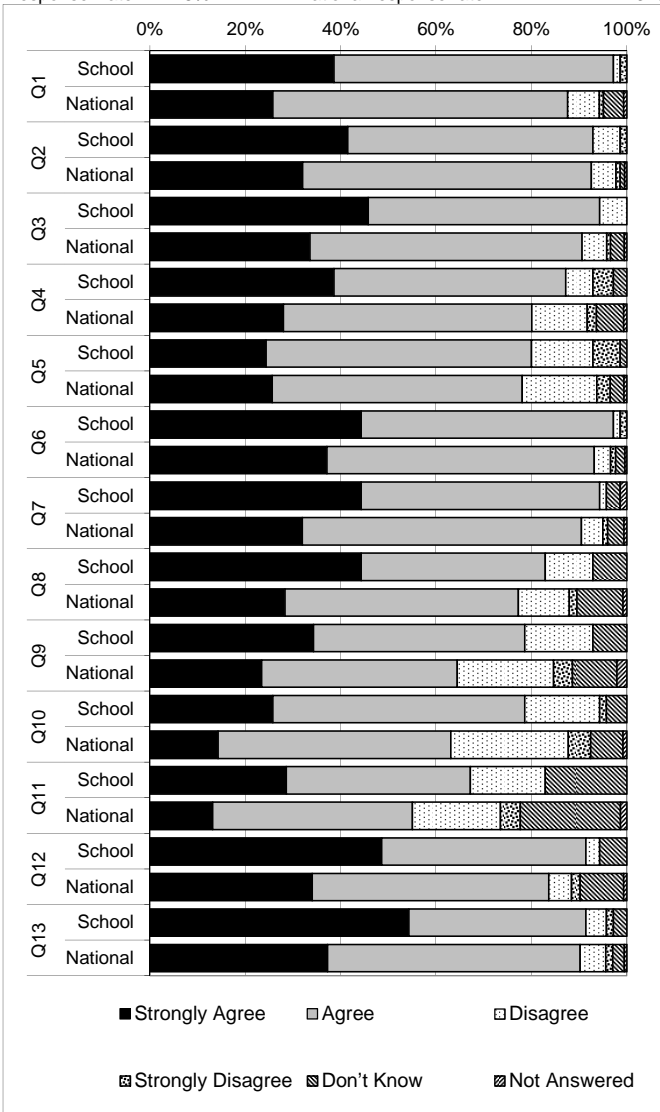


A sample of parents, children and young people, and all members of staff were invited to give their views of the school using a pre-inspection questionnaire. Their views informed the inspection process, including the nature of discussions in a number of meetings. Strengths and issues identified were explored by the inspection team, and the findings are included in the inspection report. The following information gives the statistical detail from those that returned questionnaires.

Parent Questionnaire Summary

Centre Name Auchinleck Academy
 SEED Number 8243131
 Quest. Issued 250
 Quest. Input 70
 Response Rate 28%

National response rate 37%

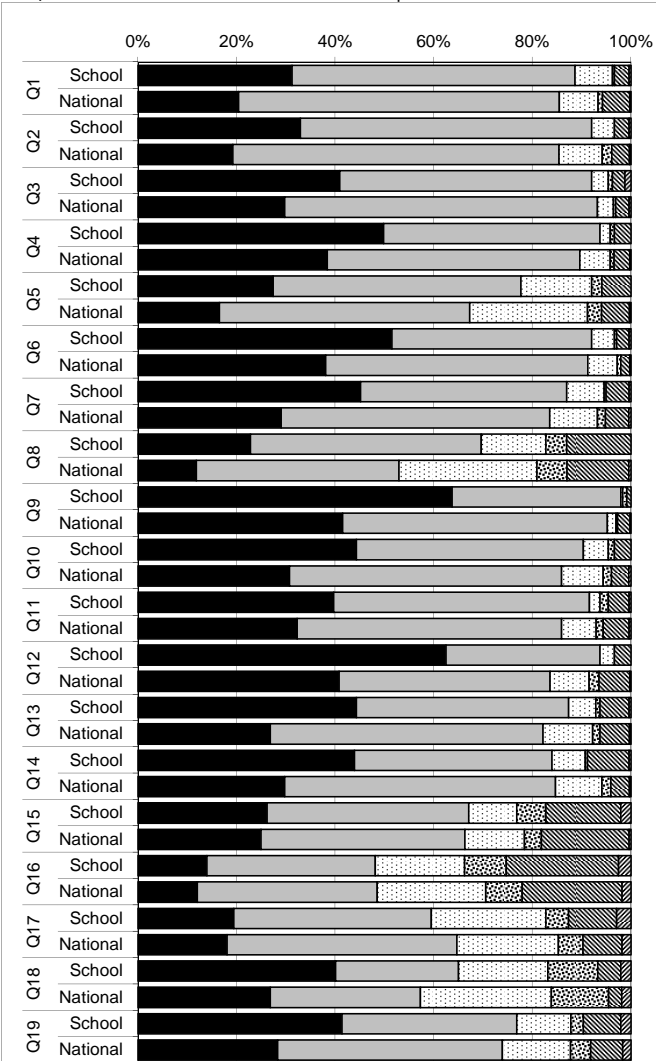


		Percentage %							
		Strongly Agree	Agree	Disagree	Strongly Disagree	Don't Know	Not Answered	Strongly Agree & Agree	Disagree & Strongly Disagree
Q1	School	39%	59%	1%	1%	0%	0%	97%	3%
Q1	National	41%	51%	6%	1%	0%	0%	93%	7%
Q2	School	46%	49%	6%	0%	0%	0%	94%	6%
Q2	National	39%	49%	6%	4%	3%	0%	87%	10%
Q3	School	24%	56%	13%	6%	1%	0%	80%	19%
Q3	National	44%	53%	1%	1%	0%	0%	97%	3%
Q4	School	44%	50%	1%	0%	3%	1%	94%	1%
Q4	National	44%	39%	10%	0%	7%	0%	83%	10%
Q5	School	34%	44%	14%	0%	7%	0%	79%	14%
Q5	National	26%	53%	16%	1%	4%	0%	79%	17%
Q6	School	29%	39%	16%	0%	17%	0%	67%	16%
Q6	National	49%	43%	3%	0%	6%	0%	91%	3%
Q7	School	54%	37%	4%	1%	3%	0%	91%	6%
Q7	National								
Q8	School								
Q8	National								
Q9	School								
Q9	National								
Q10	School								
Q10	National								
Q11	School								
Q11	National								
Q12	School								
Q12	National								
Q13	School								
Q13	National								

Note: Will not always sum to 100% due to rounding

Pupil Questionnaire Summary

Centre Name Auchinleck Academy
 SEED Number 8243131
 Quest. Issued 250
 Quest. Input 237
 Response Rate 95% National response rate 91%



■ Strongly Agree □ Agree □ Disagree
 ▨ Strongly Disagree ▩ Don't Know ▩ Not Answered

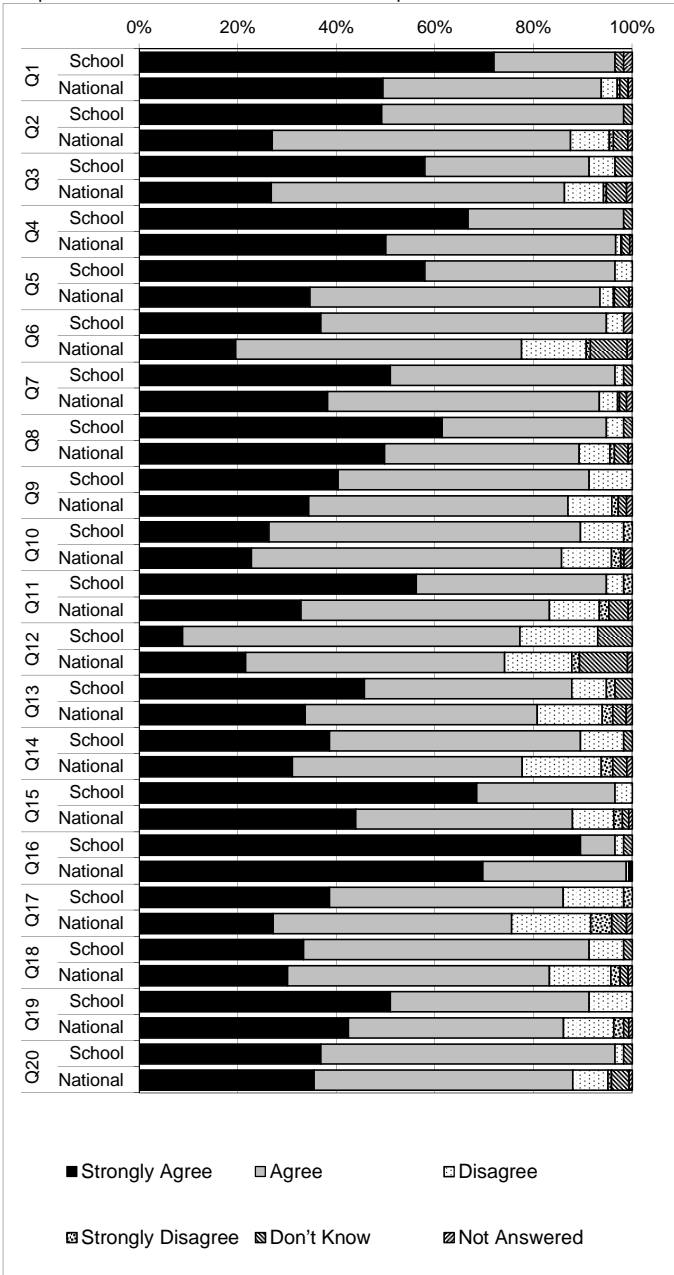
		Percentage %							
		Strongly Agree	Agree	Disagree	Strongly Disagree	Don't Know	Not Answered	Strongly Agree & Agree	Disagree & Strongly Disagree
Q1	The school is helping me to become more confident.	31%	57%	8%	0%	3%	0%	89%	8%
Q2	I enjoy learning at school.	33%	59%	5%	0%	3%	0%	92%	5%
Q3	I am getting along well with my school work.	41%	51%	3%	1%	3%	1%	92%	4%
Q4	Staff encourage me to do the best I can.	50%	44%	2%	1%	3%	0%	94%	3%
Q5	Staff talk to me regularly about how to improve my learning.	27%	50%	14%	2%	6%	0%	78%	16%
Q6	I get help when I need it.	51%	41%	5%	0%	3%	0%	92%	5%
Q7	Staff listen to me and pay attention to what I say	45%	42%	8%	0%	5%	0%	87%	8%
Q8	I have a say in making the way we learn in school better	23%	47%	13%	4%	13%	0%	70%	17%
Q9	Staff expect me to take responsibility for my own work in class.	64%	34%	0%	1%	1%	0%	98%	1%
Q10	Staff and pupils treat me fairly and with respect.	44%	46%	5%	1%	3%	0%	90%	6%
Q11	I feel safe and cared for in school.	40%	52%	2%	2%	4%	0%	92%	4%
Q12	I have adults in school I can speak to if I am upset or worried about something	62%	31%	3%	0%	3%	0%	94%	3%
Q13	I find it easy to talk to staff and they set a good example	44%	43%	5%	1%	6%	0%	87%	6%
Q14	Staff make sure that pupils behave well.	44%	40%	7%	0%	8%	0%	84%	7%
Q15	Staff are good at dealing with bullying behaviour.	26%	41%	10%	6%	15%	2%	67%	16%
Q16	The pupil council is good at getting improvements made in the school.	14%	34%	18%	8%	23%	3%	48%	27%
Q17	The school encourages me to make healthy-food choices.	19%	40%	23%	5%	10%	3%	59%	28%
Q18	I take part in out-of-class activities and school clubs.	40%	25%	18%	10%	5%	2%	65%	28%
Q19	I know what out-of-school activities and youth groups are available in my local area	41%	35%	11%	3%	8%	2%	77%	14%

Note: Will not always sum to 100% due to rounding

Teacher Questionnaire Summary

Centre Name Auchinleck Academy
 SEED Number 8243131
 Quest. Issued 90
 Quest. Input 57
 Response Rate 63%

National response rate 66%



		Percentage %							
		Strongly Agree	Agree	Disagree	Strongly Disagree	Don't Know	Not Answered	Strongly Agree & Agree	Disagree & Strongly Disagree
Q1	School	72%	25%	0%	0%	2%	2%	96%	0%
	National	58%	33%	5%	0%	4%	0%	91%	5%
Q2	School	49%	49%	0%	0%	2%	0%	98%	0%
	National	58%	33%	5%	0%	4%	0%	91%	5%
Q3	School	67%	32%	0%	0%	2%	0%	98%	0%
	National	58%	39%	4%	0%	0%	0%	96%	4%
Q4	School	37%	58%	4%	0%	0%	2%	95%	4%
	National	37%	58%	4%	0%	0%	2%	95%	4%
Q5	School	51%	46%	2%	0%	2%	0%	96%	2%
	National	61%	33%	4%	0%	2%	0%	95%	4%
Q6	School	40%	51%	9%	0%	0%	0%	91%	9%
	National	40%	51%	9%	0%	0%	0%	91%	9%
Q7	School	26%	63%	9%	2%	0%	0%	89%	11%
	National	26%	63%	9%	2%	0%	0%	89%	11%
Q8	School	56%	39%	4%	2%	0%	0%	95%	5%
	National	56%	39%	4%	2%	0%	0%	95%	5%
Q9	School	9%	68%	16%	0%	7%	0%	77%	16%
	National	9%	68%	16%	0%	7%	0%	77%	16%
Q10	School	46%	42%	7%	2%	4%	0%	88%	9%
	National	46%	42%	7%	2%	4%	0%	88%	9%
Q11	School	39%	51%	9%	0%	2%	0%	89%	9%
	National	39%	51%	9%	0%	2%	0%	89%	9%
Q12	School	68%	28%	4%	0%	0%	0%	96%	4%
	National	68%	28%	4%	0%	0%	0%	96%	4%
Q13	School	89%	7%	2%	0%	2%	0%	96%	2%
	National	89%	7%	2%	0%	2%	0%	96%	2%
Q14	School	39%	47%	12%	2%	0%	0%	86%	14%
	National	39%	47%	12%	2%	0%	0%	86%	14%
Q15	School	33%	58%	7%	0%	2%	0%	91%	7%
	National	33%	58%	7%	0%	2%	0%	91%	7%
Q16	School	51%	40%	9%	0%	0%	0%	91%	9%
	National	51%	40%	9%	0%	0%	0%	91%	9%
Q17	School	37%	60%	2%	0%	2%	0%	96%	2%
	National	37%	60%	2%	0%	2%	0%	96%	2%

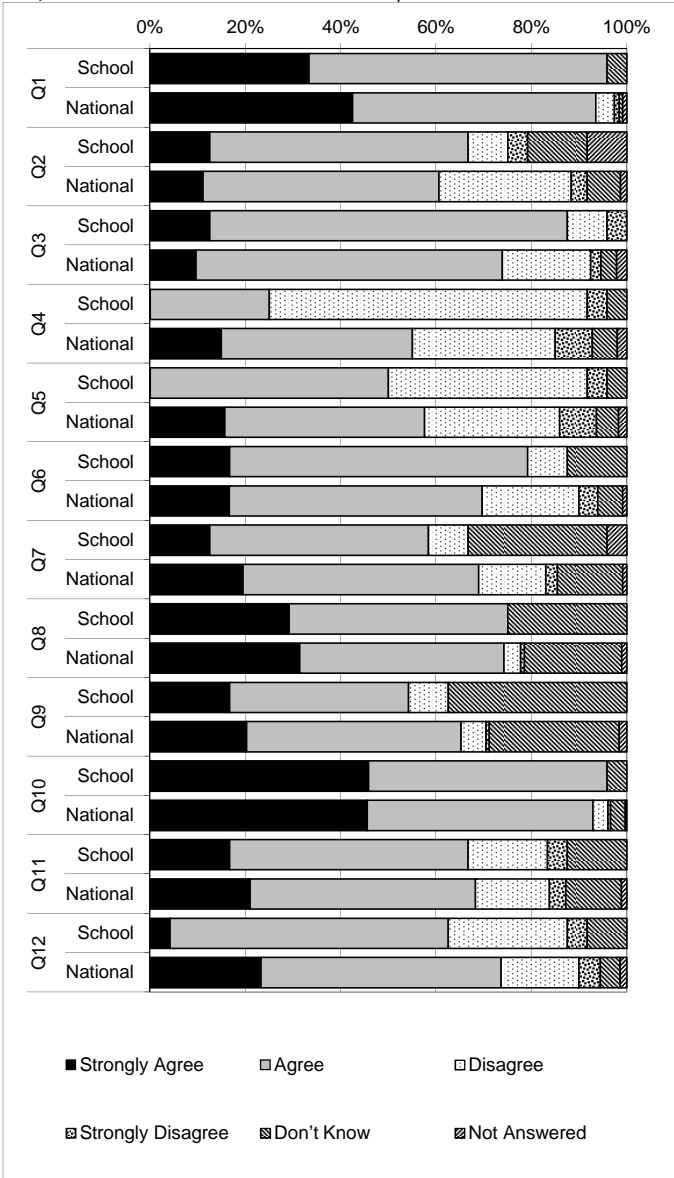
Note: Will not always sum to 100% due to rounding

DISCLOSURE CONTROL APPLIED

Non-Teaching Questionnaire Summary

Centre Name Auchinleck Academy
 SEED Number 8243131
 Quest. Issued 45
 Quest. Input 24
 Response Rate 53%

National response rate 55%



		Percentage %							
		Strongly Agree	Agree	Disagree	Strongly Disagree	Don't Know	Not Answered	Strongly Agree & Agree	Disagree & Strongly Disagree
Q1	I have access to the information I need to carry out my work	33%	63%	0%	0%	4%	0%	96%	0%
Q2	All staff and pupils respect each other.	13%	54%	8%	4%	13%	8%	67%	13%
Q3	Pupils are well behaved.	13%	75%	8%	4%	0%	0%	88%	13%
Q4	I am involved in staff discussions about how to achieve school priorities.	0%	25%	67%	4%	4%	0%	25%	71%
Q5	I have good opportunities to be involved in making decisions.	0%	50%	42%	4%	4%	0%	50%	46%
Q6	Staff communicate effectively with each other.	17%	63%	8%	0%	13%	0%	79%	8%
Q7	Staff treat all pupils equally.	13%	46%	8%	0%	29%	4%	58%	8%
Q8	Support for pupils with additional support needs is effective.	29%	46%	0%	0%	25%	0%	75%	0%
Q9	Parents are fully involved in the school and their children's learning	17%	38%	8%	0%	38%	0%	54%	8%
Q10	I am aware of the school's procedures for protecting children	46%	50%	0%	0%	4%	0%	96%	0%
Q11	Leadership at all levels is effective.	17%	50%	17%	4%	13%	0%	67%	21%
Q12	I have good opportunities to take part in training activities.	4%	58%	25%	4%	8%	0%	63%	29%

Note: Will not always sum to 100% due to rounding

DISCLOSURE CONTROL APPLIED