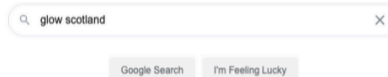
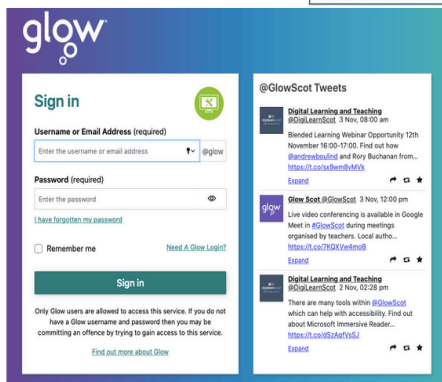


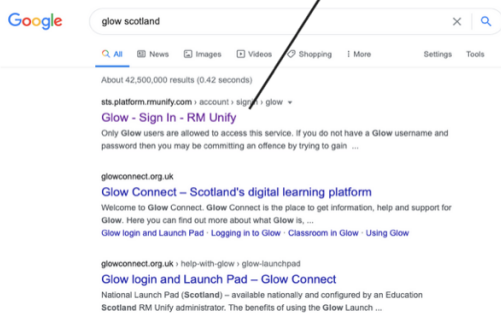
How To Access GLOW At Home



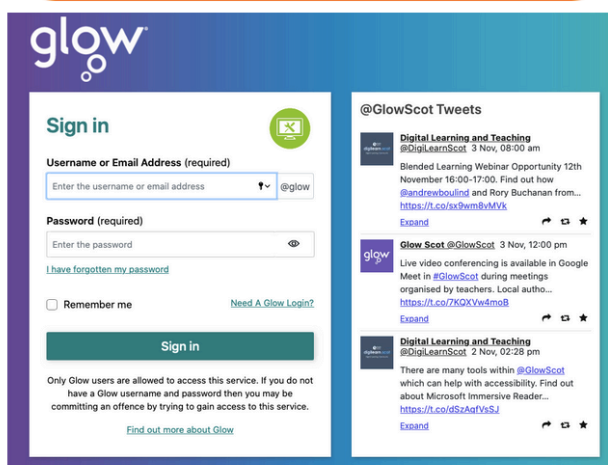
Before you log in to GLOW, your child will need to access their account information, username and password, from their teacher or school. When they have this information the next step is to search, 'glow Scotland', within Google.



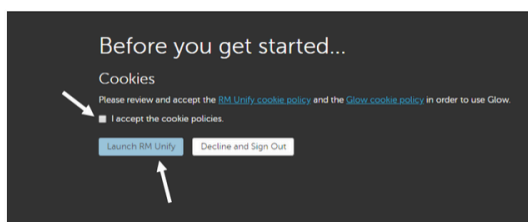
Select the option, 'Glow - Sign In - RM Unify' link. This will direct you to the Glow sign in page.



Enter the pupil Username and Password. If you click on the 'eye' icon you will be able to see the Password as you type it. Once you have entered this information, select 'Sign in'.



Only on the first occasion you log in, you will need to accept the Cookie policy. Click the box to check it and then select 'Launch RM Unify'.



Again, only on the first occasion of signing in do you need to select your timeline. Scroll through the options and select the 'Dublin, Edinburgh, London' option. Then click 'save'.

