



P5A Home Learning Grid – Week Beginning 8.3.21

Please feel free to email me with any pictures of your learning or with any questions you may have to p5acdps@gmail.com

[Click here](#) for the **Morning Challenge Grid** – how many can you complete this week?

Reading Wise pupils log in [here](#) daily.

<p style="text-align: center;">Maths</p> <p>Money – Look below for your groups task this week.</p> <p>Use your homework jotter to write your working and answers in.</p> <p>**Squares** – Click here for Activity 1 Click here for Activity 2 Click here for Activity 3 Click here for Activity 4</p> <p>**Triangles & Stars** - Click here for Activity 1 Click here for Activity 2 Click here for Activity 3 Click here for Activitiy 4</p> <p>**Circles** – Click here for activities</p> <p>Send me in your work to mark or ask an adult/older sibling to check it for you.</p> <p>**Extra Challenges: Check the class Teams page for some extra Money challenges.</p>	<p style="text-align: center;">Maths</p> <p>Sumdog – Log in to Sumdog here.</p> <div style="text-align: center;">  </div> <p style="text-align: center;">I have set you a MIXED TIMES TABLE challenge this week. Earn 50 points if you reach the target!</p> <p style="text-align: center; color: red;">(Remember I can check who is logging in!)</p> <hr/> <div style="text-align: center;">  </div> <p>Problem Solving -</p> <p>1st level calendar 2nd level calendar (a bit trickier)</p> <p>1st level ANSWERS 2nd level ANSWERS</p> <p>Complete a problem each day in March!</p>	<p style="text-align: center;">Maths</p> <p>Samson Maths</p> <p> Squares – Click here</p> <p> Triangles – Click here</p> <p>Try one column each day and time yourself to see if your time improves over the week.</p> <p>Click here for help sheet that explains the counting on method.</p> <p> Stars – Click here</p> <p> Circles – Click here</p> <p>Mental addition and subtraction practice to 50. Try one column each day. Time yourself if you want and see if your score and time improves over the week.</p>	<p style="text-align: center;">Maths</p> <p>Division practice – division by 6 this week. Click below for the worksheets.</p> <p style="text-align: center;"><i>If you are confident with your 6 times table you will find this easier. Keep practicing if you are unsure and get someone to test you!</i></p> <p>Worksheet 1 Worksheet 2</p> <div style="text-align: center;">  </div>
---	---	---	--



P5A Home Learning Grid – Week Beginning 8.3.21



Please feel free to email me with any pictures of your learning or with any questions you may have to p5acdps@gmail.com

[Click here](#) for the **Morning Challenge Grid** – how many can you complete this week?

Reading Wise pupils log in [here](#) daily.

Literacy – Spelling

[Click here](#) for the weekly **Spelling Words**. Only look at the words for your spelling group.

Use this [spelling training website](#) or pick some activities from the [spelling menu](#) to practice.

How about asking someone to test you on your words at the end of the week? Let me know your scores. Good luck!



Literacy - Reading

Keep up with your daily reading, aiming for at least 20 minutes per day.

Remember to check if your book is on **Accelerated Reader** and take a test when ready!
Are you keeping up with your target?


[Click here](#) to access a virtual library to listen to some books you might recognise! Choose the P5-7 door!



CDPS now has its own Virtual Library! [Click here](#) to access a variety of lovely books to share with your family

Oxford Owl has a selection of free e-books to choose from. Reading levels are listed at the end of the grid.

Literacy – Writing



Frank and Jason are Wanted, but they are still carrying out daring robberies! This time it seems is the great train robbery however, will their greed be the end of them?

[Click here](#) to watch Ruckus again.

Your challenge this week is to create a 'Wanted' poster to try and help catch them! Remember to include lots of descriptive language and detail in your writing & drawings.

[Click here](#) for Learning Intentions & Success Criteria.

[Click here](#) for further instructions & a template.

Send your 'Wanted' poster to me or share it on the class Teams page.

Literacy – Handwriting

Look below for your groups handwriting tasks for this week. Take your time and try your best to keep it as neat as possible.

Blue group – [Click here](#)

Green group – [Click here](#)

Red group – [Click here](#)

[Click here](#) for lined paper.











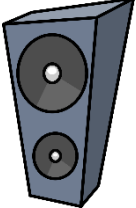

P5A Home Learning Grid – Week Beginning 8.3.21



Please feel free to email me with any pictures of your learning or with any questions you may have to p5acdps@gmail.com

[Click here](#) for the **Morning Challenge Grid** – how many can you complete this week?

Reading Wise pupils log in [here](#) daily.

<p>IDL – Topic Mary Queen of Scots</p>  <p>A <u>timeline</u> is a display of a lists of events in chronological order (that is information from earliest to latest)</p> <p>Click here for a timeline activity.</p> <p>Use this power point to give you more information about Mary's life and help you complete the timeline.</p>  <p>Now use the information to complete this written task. Remember and write in sentences.</p>	<p>IDL – Art – Mothers Day! **Sunday 14th March is Mother's Day!**</p>  <p>Try making this lovely sign for your Mum or Granny with the reasons why they are special to you.</p> <p>Click here for instructions. If you don't have lolly pop sticks how about using strips of card?</p>  <p>Use this template to make a special card for Mum. Its good to remind her, and thank her for, all the extra roles she has had to take on this year.</p> <p>How about personalising the card with a picture of you and your mum, or a nice drawing or message?</p> <p>We love some mindfulness colouring in class. Click here for a special one you could do for Mum!</p>	<p>IDL – French</p> <p>This week we will look at <u>French shop names</u>.</p> <p>Click here to watch a video all about shops in France. Watch closely for the names of all the places that Barnaby Bear visits.</p> <p>Watch the video again and pause it to make a list of all the places he visits in English and in French. Draw a picture beside the place to describe what is sold there.</p> <p>e.g Bakers = Boulangerie = </p>	<p>IDL – Music from Mrs Teale</p> <p>Click here to access Mrs Teale's music lessons.</p> 
<p>IDL – STEM</p> <p>Click here for some STEM challenges. Make some speakers for a smartphone and some other tasks!</p>  <p>Share pictures of your creations to the class Gmail or on the Teams page.</p>	<p>IDL – Health & Wellbeing</p> <p>Keep Active! </p> <p>Click here for the next <u>lockdown P.E fitness lesson</u>. Challenge your family to do the work out with you!</p> <p>Click here for some <u>lockdown PE challenges</u>.</p> <p>Active Schools have a new <u>Virtual Super 4's</u> running challenge! Click here for information. This week is run 2.</p> <p>Click here for a record sheet.</p>		



P5A Home Learning Grid – Week Beginning 8.3.21



Please feel free to email me with any pictures of your learning or with any questions you may have to p5acdps@gmail.com

[Click here](#) for the **Morning Challenge Grid** – how many can you complete this week?

Reading Wise pupils log in [here](#) daily.

***[Reading Group levels for Oxford Owl:](#)**

Lions – Level 13 (Grey)

Tigers – Level 12 (Lime+/Grey)

Elephants – Level 11 (Lime/Brown)

Zebras – Level 10 (White/Brown)

Parrots – Level 9 (Gold/Brown)

Monkeys – Level 2 (Red)

Snakes – Level 1+ (Pink)

Butterflies – Level 1 (Lilac)